

**UNITED STATES
SECURITIES AND EXCHANGE COMMISSION**
Washington, D.C. 20549

**Amendment No. 2 to
FORM S-1
REGISTRATION STATEMENT
UNDER
THE SECURITIES ACT OF 1933**

Sana Biotechnology, Inc.

(Exact Name of Registrant as Specified in Its Charter)

Delaware
(State or Other Jurisdiction of
Incorporation or Organization)

2836
(Primary Standard Industrial
Classification Code Number)

83-1381173
(I.R.S. Employer
Identification Number)

**188 East Blaine Street, Suite 400
Seattle, Washington 98102**

(206) 701-7914 (Address, Including Zip Code, and Telephone Number, Including Area Code, of Registrant's Principal Executive Offices)

Steven D. Harr, M.D.
President and Chief Executive Officer
Sana Biotechnology, Inc.
188 East Blaine Street, Suite 400
Seattle, Washington 98102
(206) 701-7914

(Name, Address, Including Zip Code, and Telephone Number, Including Area Code, of Agent For Service)

Copies to:

Brian J. Cuneo
B. Shayne Kennedy
Latham & Watkins LLP
140 Scott Drive
Menlo Park, California 94025
(650) 328-4600

James J. MacDonald
Executive Vice President, General Counsel & Corporate
Secretary
Sana Biotechnology, Inc.
188 East Blaine Street, Suite 400
Seattle, Washington 98102
(206) 701-7914

Charles S. Kim
Kristin VanderPas
Dave Peinsipp
Denny Won
Cooley LLP
440 Eastgate Mall
San Diego, California 92121
(858) 550-6000

Approximate date of commencement of proposed sale to the public: As soon as practicable after the effective date of this Registration Statement.

If any of the securities being registered on this form are to be offered on a delayed or continuous basis pursuant to Rule 415 under the Securities Act of 1933, check the following box.

If this form is filed to register additional securities for an offering pursuant to Rule 462(b) under the Securities Act, check the following box and list the Securities Act registration statement number of the earlier effective registration statement for the same offering.

If this form is a post-effective amendment filed pursuant to Rule 462(c) under the Securities Act, check the following box and list the Securities Act registration statement number of the earlier effective registration statement for the same offering.

If this form is a post-effective amendment filed pursuant to Rule 462(d) under the Securities Act, check the following box and list the Securities Act registration statement number of the earlier effective registration statement for the same offering.

Indicate by check mark whether the registrant is a large accelerated filer, an accelerated filer, a non-accelerated filer, a smaller reporting company or an emerging growth company. See the definitions of "large accelerated filer," "accelerated filer," "smaller reporting company," and "emerging growth company" in Rule 12b-2 of the Exchange Act.

Large accelerated filer Accelerated filer Non-accelerated filer Smaller reporting company

Emerging growth company

If an emerging growth company, indicate by check mark if the registrant has elected not to use the extended transition period for complying with any new or revised financial accounting standards provided pursuant to Section 7(a)(2)(B) of the Securities Act.

CALCULATION OF REGISTRATION FEE

Title of each class of securities to be registered	Amount to be registered(1)	Proposed maximum aggregate offering price per share	Proposed maximum aggregate offering price(2)	Amount of registration fee(3)
Common Stock, \$0.0001 par value per share	17,250,000	\$23.00	\$396,750,000	\$43,286

(1) Includes 2,250,000 shares of common stock that the underwriters have the option to purchase.

(2) Estimated solely for the purpose of computing the amount of the registration fee pursuant to Rule 457(a) under the Securities Act of 1933, as amended.

(3) The registrant previously paid a total of \$43,286 in connection with the previous filing of the registration statement.

The Registrant hereby amends this registration statement on such date or dates as may be necessary to delay its effective date until the registrant shall file a further amendment which specifically states that this registration statement shall thereafter become effective in accordance with Section 8(a) of the Securities Act of 1933, or until the registration statement shall become effective on such date as the Securities and Exchange Commission, acting pursuant to said Section 8(a), may determine.

The information in this preliminary prospectus is not complete and may be changed. We may not sell these securities until the registration statement filed with the Securities and Exchange Commission is effective. This preliminary prospectus is not an offer to sell these securities and we are not soliciting offers to buy these securities in any jurisdiction where the offer or sale is not permitted.

SUBJECT TO COMPLETION, DATED FEBRUARY 2, 2021

15,000,000 Shares



Common Stock

This is an initial public offering of shares of common stock of Sana Biotechnology, Inc.

We are offering 15,000,000 shares of our common stock. Prior to this offering, there has been no public market for our common stock. It is currently estimated that the initial public offering price per share will be between \$20.00 and \$23.00. Our common stock has been approved for listing on the Nasdaq Global Select Market under the symbol "SANA."

We are an emerging growth company under the federal securities laws and, as such, have elected to comply with certain reduced public company reporting requirements.

Investing in our common stock involves a high degree of risk. See the section titled "[Risk Factors](#)" beginning on page 19.

	Per Share	Total
Initial public offering price	\$	\$
Underwriting discounts and commissions ⁽¹⁾	\$	\$
Proceeds, before expenses, to us	\$	\$

(1) See the section titled "Underwriting" for additional disclosure regarding the estimated underwriting discounts and commissions and estimated offering expenses.

We have granted the underwriters the right to purchase up to an additional 2,250,000 shares of common stock solely to cover over-allotments, if any.

The underwriters expect to deliver the shares against payment in New York, New York on _____, 2021.

Neither the Securities and Exchange Commission nor any state securities commission has approved or disapproved of these securities or determined if this prospectus is truthful or complete. Any representation to the contrary is a criminal offense.

Morgan Stanley

Goldman Sachs & Co. LLC

J.P. Morgan

BofA Securities

, 2021

TABLE OF CONTENTS

	<u>Page</u>		<u>Page</u>
Prospectus Summary	1	Management	213
The Offering	15	Executive and Director Compensation	224
Risk Factors	19	Certain Relationships and Related-Party Transactions	241
Special Note Regarding Forward-Looking Statements	90	Principal Stockholders	246
Industry and Market Data	92	Description of Capital Stock	249
Use of Proceeds	93	Material U.S. Federal Income Tax Consequences For Non-U.S. Holders of Common Stock	257
Dividend Policy	95	Shares Eligible For Future Sale	261
Capitalization	96	Underwriting	263
Dilution	98	Legal Matters	273
Selected Consolidated Financial Data	101	Experts	273
Management’s Discussion and Analysis of Financial Condition and Results of Operations	103	Where You Can Find More Information	273
Business	123	Index to Consolidated Financial Statements	F-1

In this prospectus, “Sana Biotechnology,” “Sana,” the “Company,” “we,” “us,” and “our” refer to Sana Biotechnology, Inc. and its subsidiaries.

We and the underwriters have not authorized anyone to provide any information or to make any representations other than those contained in this prospectus or in any free writing prospectuses prepared by us or on our behalf. We and the underwriters take no responsibility for, and can provide no assurance as to the reliability of, any other information that others may provide you. We are offering to sell, and seeking offers to buy, shares of common stock only in jurisdictions where offers and sales are permitted. The information contained in this prospectus is accurate only as of the date of this prospectus, regardless of the time of delivery of this prospectus or of any sale of the common stock. Our business, financial condition, results of operations, and future growth prospects may have changed since that date.

“SANA,” the Sana logos, and other trade names, trademarks, or service marks of Sana Biotechnology appearing in this prospectus are the property of Sana Biotechnology. Other trade names, trademarks, or service marks appearing in this prospectus are the property of their respective holders. Solely for convenience, trade names, trademarks, and service marks referred to in this prospectus appear without the ®, ™ and SM symbols, but those references are not intended to indicate, in any way, that we will not assert, to the fullest extent under applicable law, our rights or that the applicable owner will not assert its rights, to these trade names, trademarks, and service marks.

Until _____, 2021 (the 25th day after the date of this prospectus), all dealers that effect transactions in these securities, whether or not participating in this offering, may be required to deliver a prospectus. This is in addition to the dealers’ obligation to deliver a prospectus when acting as underwriters and with respect to their unsold allotments or subscriptions.

PROSPECTUS SUMMARY

This summary highlights information contained elsewhere in this prospectus. This summary may not contain all of the information that you should consider before deciding to invest in our common stock. You should read this entire prospectus carefully, including “Risk Factors,” “Management’s Discussion and Analysis of Financial Condition and Results of Operations,” and “Business,” and our audited consolidated financial statements and unaudited condensed consolidated financial statements and related notes included elsewhere in this prospectus before making an investment decision.

Overview

We were founded on the belief that engineered cells will be one of the most important transformations in medicine over the next several decades. The burden of diseases that can be addressed at their root cause through engineered cells is significant. We view engineered cells as having the potential to be as therapeutically disruptive as biologics to clinical practice. Our long-term aspirations are to be able to control or modify any gene in the body, to replace any cell that is damaged or missing, and to markedly improve access to cellular and gene-based medicines. We have brought together an experienced group of scientists, engineers, and company builders and combined them with the necessary technologies to move this vision forward. We are developing *in vivo* and *ex vivo* cell engineering platforms to revolutionize treatment across a broad array of therapeutic areas with unmet treatment needs, including oncology, diabetes, central nervous system (CNS) disorders, cardiovascular diseases, and genetic disorders, among others. While our current product candidates are all in preclinical development, our goal is to file multiple investigational new drug applications (INDs) both in 2022 and 2023.

The process of repairing and controlling genes in the body, referred to as gene therapy or *in vivo* cell engineering, requires *in vivo* delivery of a therapeutic payload and modification of the genome. Of these, we believe delivery of a therapeutic payload represents the greatest unmet need and is thus at the core of our strategic focus, with our ultimate goal being the delivery of any payload to any cell in a specific and repeatable way. Our initial effort is on cell-specific delivery and increasing the diversity and size of payloads. Using our fusogen technology, we have shown in preclinical studies that we can specifically target numerous cell surface receptors that, when combined with delivery vehicles to form fusosomes, allow cell-specific delivery across multiple different cell types. We have initially chosen to focus this technology on delivering payloads to T cells, hepatocytes, and hematopoietic stem cells (HSCs).

Frequently in disease, cells are damaged or missing entirely, and an effective therapy needs to replace the entire cell, an approach referred to as cell therapy or *ex vivo* cell engineering. A successful therapeutic requires an ability to manufacture cells at scale that engraft, function, and have the necessary persistence in the body. Of these, long-term persistence related to overcoming immunologic rejection of another person’s cells has been the most challenging, which has led many to focus on autologous, or a patient’s own, cells as the therapeutic source. However, autologous therapies require a complex process of harvesting cells from the patients, manipulating them outside the body, and returning them to the patient. Products utilizing this approach have had to manage significant challenges such as scalability, product variability, product quality, cost, patient accessibility, and a limited number of cell types being amenable to this approach. Given these limitations, rather than utilizing autologous cells to overcome immune rejection, we have invested in creating a hypoimmune cells that can “hide” from the patient’s immune system. We are striving to make therapies utilizing pluripotent stem cells with our hypoimmune genetic modifications as the starting material, which we then differentiate into a specific cell type, such as a pancreatic beta cell, before treating the patient. Additionally, for cell types for which effective differentiation protocols from a stem cell have not yet been developed, such as T cells, instead of starting from a pluripotent stem cell, we can utilize an allogeneic cell, differentiated cells sourced from a donor, as the starting material to which we then apply our hypoimmune genetic modifications.

We believe the time is right to develop engineered cell therapies across a broad range of therapeutic areas. Substantial progress in the understanding of genetics, gene editing, gene control, protein engineering, stem cell biology, immunology, process analytics, and computational biology have converged to create an opportunity to markedly increase the breadth and depth of the potential impact of genetic and cellular medicines. We are focused on creating transformative *in vivo* and *ex vivo* engineered cell therapies across a range of therapeutic areas. We are in the early stages of development across a broad pipeline of product candidates, all of which are currently in the preclinical stage of development and are summarized below:

PLATFORM	TECHNOLOGY	PROGRAMS (CELL TYPES)	THERAPEUTIC AREA	PRODUCT CANDIDATE	POTENTIAL INDICATIONS	POTENTIAL IND SUBMISSION	PRE-CLINICAL	PHASE 1	PHASE 2	PHASE 3
in vivo cell engineering	Fusogen	T cells	Oncology	SG295 (CD8/CD19)	NHL/ALL/CLL	As early as 2022	▶			
				SG239 (CD8/BCMA)	Multiple myeloma	As early as 2022	▶			
				SG242 (CD4/CD19)	NHL/ALL/CLL	As early as 2023	▶			
				SG221 (CD4/BCMA)	Multiple myeloma	As early as 2023	▶			
		Hepatocytes	Liver-related genetic disorders	SG328	Ornithine transcarbamylase deficiency	As early as 2022	▶			
		Hematopoietic stem cells	Hemoglobinopathies	SG418	Sickle cell disease	As early as 2023	▶			
	Beta-thalassemia			As early as 2023	▶					
ex vivo cell engineering	Hypimmune donor-derived	T cells	Oncology	SC291 (CD19)	NHL/ALL/CLL	As early as 2022	▶			
	Hypimmune stem cell-derived	Beta cells	Diabetes	SC255 (BCMA)	Multiple myeloma	As early as 2022	▶			
				SC451	Type 1 diabetes	As early as 2023	▶			
	Stem cell-derived (to migrate to hypimmune)	Glial progenitor cells	Central nervous system (CNS)	SC379	Huntington's disease	As early as 2023	▶			
					Pelizaeus-Merzbacher disease	As early as 2023	▶			
	Cardiomyocytes	Cardiovascular	SC187	Secondary progressive multiple sclerosis	As early as 2023	▶				
					Heart failure	As early as 2023	▶			

Our People and Values

Our people are the most important strength of the company. We have assembled a diverse group of experienced company builders, scientists, manufacturing scientists, engineers, and operators to execute our business plan.

- Experienced Company Builders.** Our founder and Chief Executive Officer, Dr. Steve Harr, was previously CFO of Juno Therapeutics, helping to build the company and its chimeric antigen receptor (CAR) T cell therapy platform until its acquisition. He is a physician-scientist with experience in basic research, clinical medicine, finance, company building, and operations. Our Chairman of the Board and co-founder, Hans Bishop, is an experienced company builder and operator with success across a number of companies.
- Leading Scientists.** Our leadership team includes multiple individuals with deep experience building high growth, disruptive companies as well as world-class scientists, including researchers who have made seminal discoveries in gene delivery, immunology, CAR T cells, gene editing, and stem cell biology such as Drs. Richard Mulligan, Terry Fry, Ed Rebar, Chuck Murry, Sonja Schrepfer, Steve Goldman, and Jagesh Shah. We have surrounded this team of discovery scientists with a team of drug developers experienced in advancing drug product candidates through the drug development process. These include Drs. Sunil Agarwal, Donna Dambach, Ke Liu, Paul Brunetta, and Ms. Farah Anwar.
- Experienced Manufacturing Scientists, Engineers, and Operators.** Since our founding, we have proactively assembled manufacturing sciences and operations expertise on our board, on our executive team, and across the company. Our manufacturing organization is led by Dr. Stacey Ma, an

experienced executive with over two decades in manufacturing leadership, contributing to the commercialization of over ten products across multiple modalities.

- **Board of Directors and Investors with Shared Long-Term Vision.** Our board of directors is composed of renowned company builders, operators, leaders, scientists, drug developers, and investors with experience across a diverse array of companies. This team is supported by investors who share our long-term vision around building the leading company of the cell engineering era including ARCH Venture Partners, Flagship Pioneering, Canadian Pension Plan Investment Board, Baillie Gifford, The Alaska Permanent Fund, The Public Sector Pension Investment Board, F Prime, GV, and ADIA, amongst others.

We aspire to a core set of values that drive us every day:

- **Lead from every seat.** We have a humble and unrelenting commitment to deliver for patients and our community—we seek to understand, act with honesty, and engage in the crucial conversations.
- **Thrive as a team.** We make each other better than we ever thought possible—we hire amazing people, are intensely curious, and cultivate inclusion and personal connectivity.
- **Make it happen.** We make great choices with urgency and integrity—we value vigorous debate, alignment around our decisions, and resilient execution.

Our Strategy and Capabilities

Our vision is to build the pre-eminent company focused on engineered cells to create medicines for patients. Our mission is to do so at a scale that allows broad accessibility for patients so that we can democratize access to curative therapies. To achieve this, we have strategically focused on the key limitations for generating engineered cell therapies, whether the cell modulation occurs *in vivo* or *ex vivo*. We also continue to aggregate the people and technologies that will allow us to research, develop, manufacture, and ultimately commercialize differentiated products across a range of diseases. To execute on this strategy and tackle the most critical limitations of engineering cells, we have built deep internal capabilities and technologies across a wide range of areas including:

- **Gene Delivery.** We believe our delivery technologies have broad potential, with both near-term and long-term applications across a number of indications. We are investing in technologies that allow payload delivery to specific cell types, increase the diversity and size of payloads, enable repeat dosing of patients, and increase the volume of distribution inside the body in order to target and access more diverse cells.
- **Gene Modification.** The ability to knock-out, knock-in, modify, and control expression of genes is fundamental to our platforms' success. We have hired world-class scientists with experience in all of these capabilities and across multiple modalities. We are building internal capabilities that enable high throughput cell engineering and gene editing and control using multiple technologies through use of natural systems, protein engineering, and synthetic biology. Our capabilities across multiple modalities allow us to utilize the appropriate system for the biologic problem of interest. We are developing proprietary gene editing capabilities as well as seeking strategic partnerships in key areas.
- **Immunology.** The immune system can be harnessed to treat multiple diseases, and it can also limit the therapeutic effect of most cell- and gene-based therapies. Understanding and harnessing the immune system can have a broad impact across our *in vivo* and *ex vivo* cell engineering portfolio. We are investing in our people and technologies to harness the immune system, particularly T cells, for the treatment of cancer and other diseases. Additionally, our hypoimmune technology has the potential to hide cells from the immune system, unlocking the potential of allogeneic *ex vivo* therapies for the treatment of numerous diseases.

- **Stem Cell and Disease Biology.** Developing our platforms into therapies for patients requires a deep understanding of both cell and disease biology. Furthermore, we are investing significantly in our people and the technologies that enable the differentiation of pluripotent stem cells into mature cells that can be used as therapeutics. In each therapeutic area we intend to pursue, we have brought senior world-class scientists into the company to lead our efforts, and our research teams have significant experience in various areas of biology.

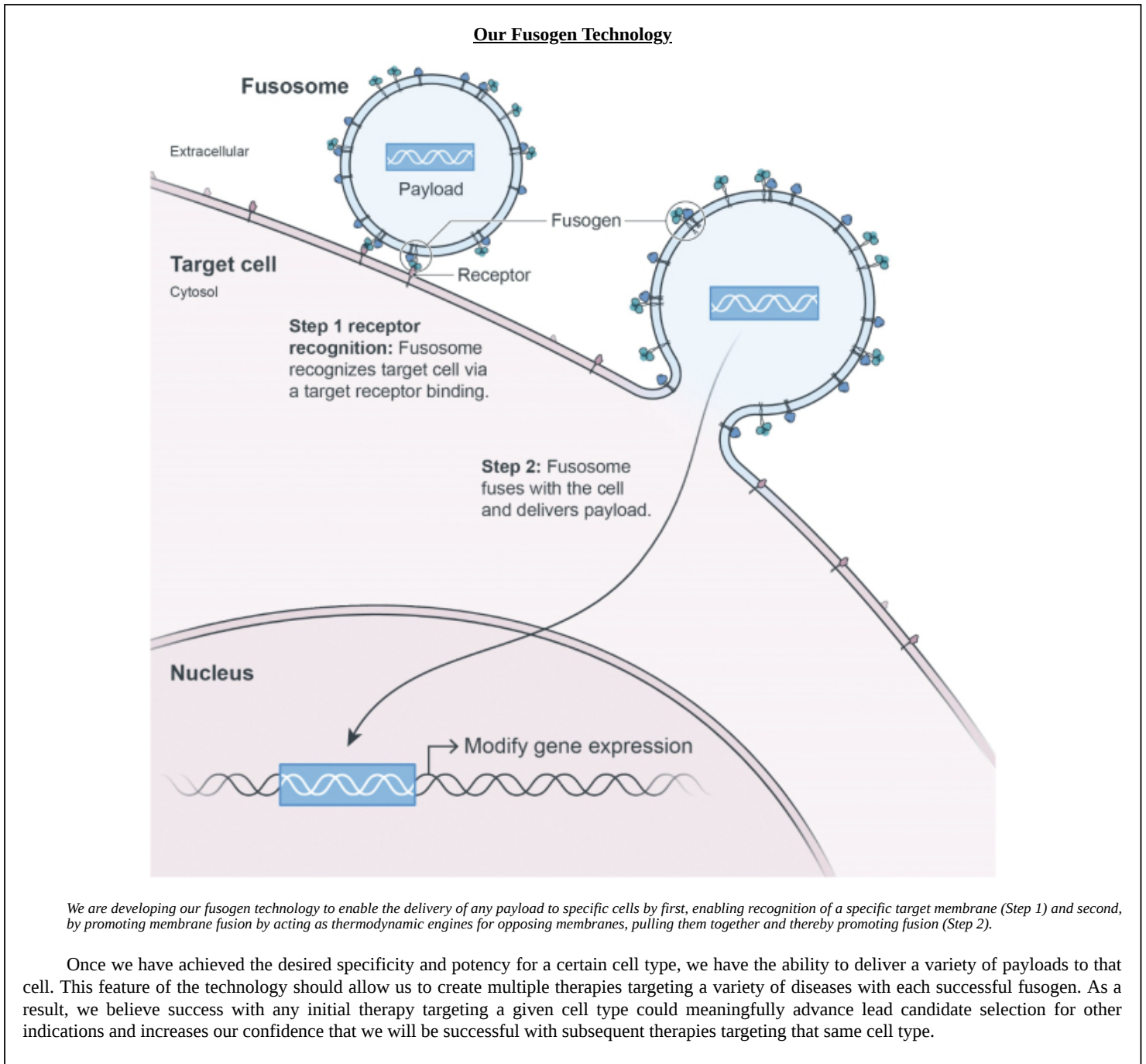
We also are investing early in building differentiated capabilities in key areas of manufacturing sciences and operations. These include process development, product characterization, and process analytics from the time candidates are in early research phases. Our investments also include scaled research solutions, scaled infrastructure, and novel technologies to improve efficiency, characterization, and scalability of manufacturing.

Our portfolio strategy seeks to:

- minimize biology risk where there is platform risk, or in other words, prioritize opportunities where success with our platform should lead to success in addressing the underlying disease;
- prioritize program investments in diseases where the strengths of our *in vivo* and *ex vivo* platforms can address key limitations of existing therapeutic approaches;
- focus on conditions of high unmet need, including the most grievous diseases; and
- prioritize efforts where success in one area begets success in others.

Our *in vivo* Cell Engineering Platform and Programs

Cell-specific delivery of genetic payloads inside the body has the potential to transform the treatment of a number of diseases. For example, CAR T cells have shown impressive potential in oncology, but the current need to genetically modify T cells outside of the body, and then transplant the cells into a patient under conditions where the cells will engraft, limits the breadth of application of the technology. Similarly, while there has been early clinical success using several gene editing technologies to modify hemoglobin expression and provide potentially curative treatments to patients with sickle cell disease and beta-thalassemia, the breadth of application of these approaches has been significantly limited by the need to genetically modify HSCs outside of the body and transplant the cells back into the patient using chemotherapy regimens. Our fusogen technology is designed to enable the delivery of payloads specifically to the target cells in the patient *in vivo*, as illustrated in the figure below, thereby bypassing manipulation of cells out of the body and the need for transplantation. This technology has broad potential applicability, including in for CAR T and HSCs where it could eliminate both the complicated cell manufacturing and the need for high-dose chemotherapy.

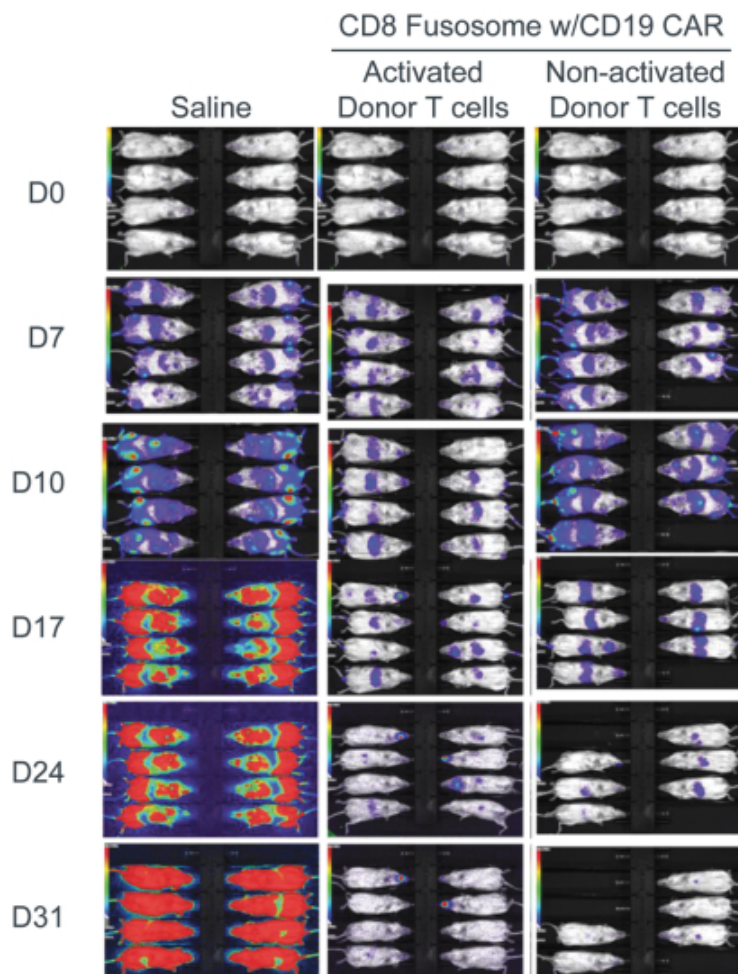


We are developing our fusogen technology to enable the delivery of any payload to specific cells by first, enabling recognition of a specific target membrane (Step 1) and second, by promoting membrane fusion by acting as thermodynamic engines for opposing membranes, pulling them together and thereby promoting fusion (Step 2).

Once we have achieved the desired specificity and potency for a certain cell type, we have the ability to deliver a variety of payloads to that cell. This feature of the technology should allow us to create multiple therapies targeting a variety of diseases with each successful fusogen. As a result, we believe success with any initial therapy targeting a given cell type could meaningfully advance lead candidate selection for other indications and increases our confidence that we will be successful with subsequent therapies targeting that same cell type.

Our most advanced fusosome programs target T cells, either CD8+ T cells, which are also known as cytotoxic T cells, or CD4+ T cells, which are also known as helper T cells. Targeting these cells, we believe we can deliver a genetic payload with a single intravenous injection, with the goal of transforming some of a patient's T cells into therapeutic CAR T cells. These T cells that are modified to express a CAR are programmed to target specific cells, including cancer cells. Our most advanced fusosome CAR T product candidates (SG242, SG295) target cancer cells which express CD19, a cell surface antigen that is present across several B cell malignancies, including non-Hodgkin lymphoma (NHL), chronic lymphocytic leukemia (CLL), and acute lymphoblastic leukemia (ALL). Together, NHL, CLL, and ALL result in over 70,000 deaths per year in the United States and Europe. While currently approved CAR T therapies targeting CD19, such as Novartis' Kymriah (tisagenlecleucel) and Gilead's Yescarta (axicabtagene ciloleucel), have demonstrated impressive response rates in relapsed or refractory (R/R) disease, the delivery of these therapies requires a complex and costly manufacturing process, as well as toxic conditioning regimens, which have limited patient access. Our goal is to make a therapy which is at least as effective as autologous CAR T therapies but avoids the aforementioned manufacturing complexities and conditioning-regimen associated toxicities. Our preclinical data demonstrate that we can make a CAR T cell *in vivo* with a single intravenous injection and no conditioning chemotherapy, and effectively clear B cell tumors in a commonly used human xenograft mouse model for leukemia (Nalm-6). In healthy non-human primate (NHP) studies we have demonstrated that a CD8 targeting fusosome is well tolerated and does not cause infusion or CAR-related toxicity, while showing evidence of activity, causing B cell depletion in the majority of the NHPs. For our CD19 fusosome CAR programs, we expect to file an IND for SG295 as early as 2022 and for SG242 as early as 2023. We also intend to develop CAR T therapies against other antigens, including BCMA for the treatment of multiple myeloma (SG221, SG239), with the goal of filing INDs for multiple therapies in a spectrum of cancers over the coming years.

Delivery of CD19 CAR to CD8 Cells Leads to *in vivo* Killing of Leukemia Cells in a Human Xenograft Mouse Model



Panel demonstrates activity of CD8 fusosome delivering CD19 CAR to human T cells in a murine leukemia xenograft model (Nalm-6). Note that when compared to untreated controls, fusosome delivery results in eradication of leukemia cells. Activated T cells were cultured with CD3/CD28 beads for three days prior to injection. CD8 fusosome delivery of the CD19 CAR is effective regardless of activation status of T cells at time of injection.

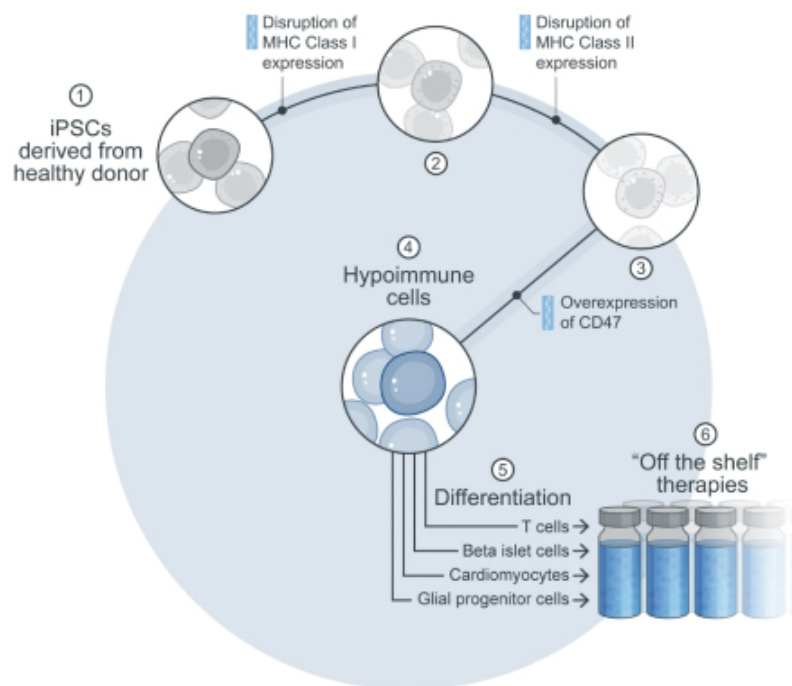
We also have fusosome programs focused on delivering payloads to hepatocytes (SG328) and to HSCs (SG418). While several modalities exist that enable delivery of genetic material to liver cells, including adeno-associated virus (AAV) and lipid nanoparticles (LNPs), these approaches have limitations, including the inability to provide for the stable integration of a genetic payload, a limited payload size, pre-existing immunity, and a lack of cell specificity. Our fusogen technology, which can enable delivery of a payload specifically to hepatocytes in the liver, can potentially address these limitations. We have developed fusosomes that, in *in vivo* mouse studies, transduce a meaningful percentage of hepatocytes in a dose dependent fashion and in a range that we believe will allow us to treat a myriad of genetic disorders. We have chosen to initially focus on severe genetic diseases where we believe treating pediatric patients is likely to lead to significant clinical benefit. Our

technology can integrate the desired genetic payload, DNA in this case, into a target cell's chromosomal DNA, thereby, in contrast to non-integrating gene transfer systems, providing for sustained payload expression as the hepatocytes of the pediatric patient divide and amplify during organ growth. We are developing our lead hepatocyte fusosome product candidate, SG328, for ornithine transcarbamylase (OTC) deficiency, the most common defect in urea metabolism with clinical manifestations of neurologic damage and severe multi-organ failure, affecting approximately 10,000 patients worldwide, including approximately 3,000 patients in the United States. Our goal is to file an IND as early as 2022. We intend to develop our HSC-targeted fusosomes to repair genetic abnormalities underlying diseases such as sickle cell disease and beta-thalassemia (SG418), with the goal of achieving preclinical proof of concept as early as 2023.

Our ex vivo Cell Engineering Platform and Programs

Cell death leads to the manifestations of many of the most serious and common diseases, such as heart disease, Type I diabetes, and advanced multiple sclerosis. We believe that the most effective mechanism to treat these patients is to replace their missing or damaged cells. Our goal is to manufacture genetically modified cells that are capable of both replacing missing cells and evading a patient's immune system, which otherwise would recognize these cells as foreign and reject them. We believe our hypoimmune technology will enable us to manufacture cells cost-effectively, at scale, with product consistency, providing the potential for global patient access.

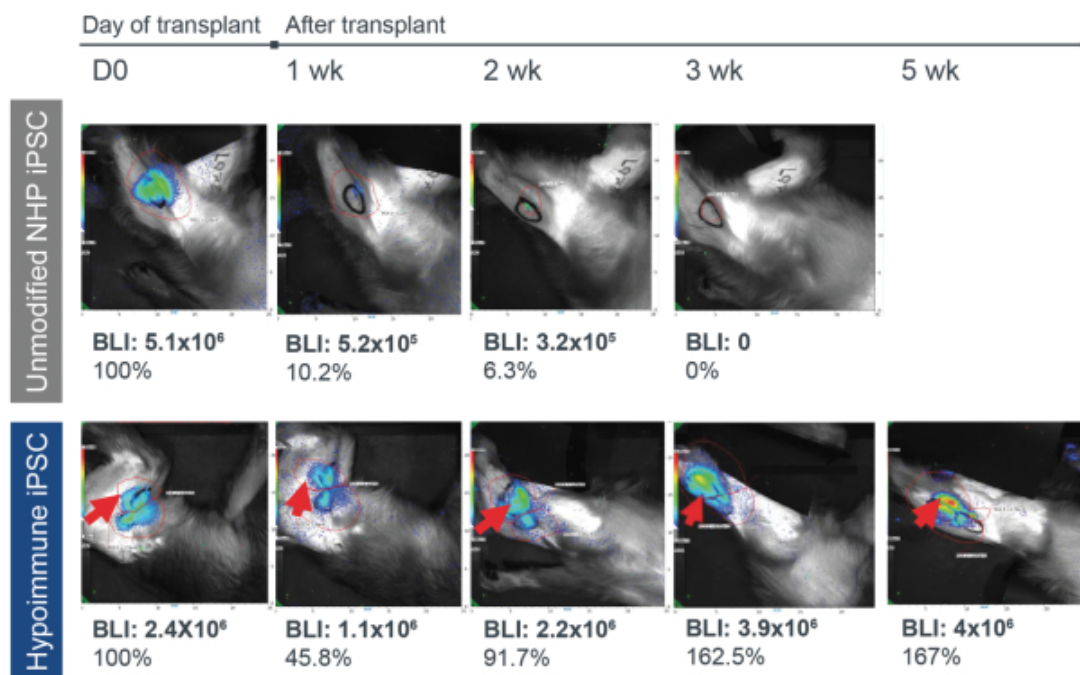
Creating Hypoimmune Therapeutic Cells from Human Induced Pluripotent Stem Cells (iPSCs)



Our hypoimmune technology combines the three gene modifications below to hide cells from the host immune system: Disruption of MHC class I and class II expression (which inactivates adaptive immune responses), and overexpression of CD47 (which hides cells from the innate immune system, including macrophages and natural killer (NK) cells). Pluripotent stem cells from healthy donors are used as the starting material and are then genetically modified with the hypoimmune edits. These edited cells are then differentiated into cell types of therapeutic interest, which are administered to the patient as "off the shelf" therapies.

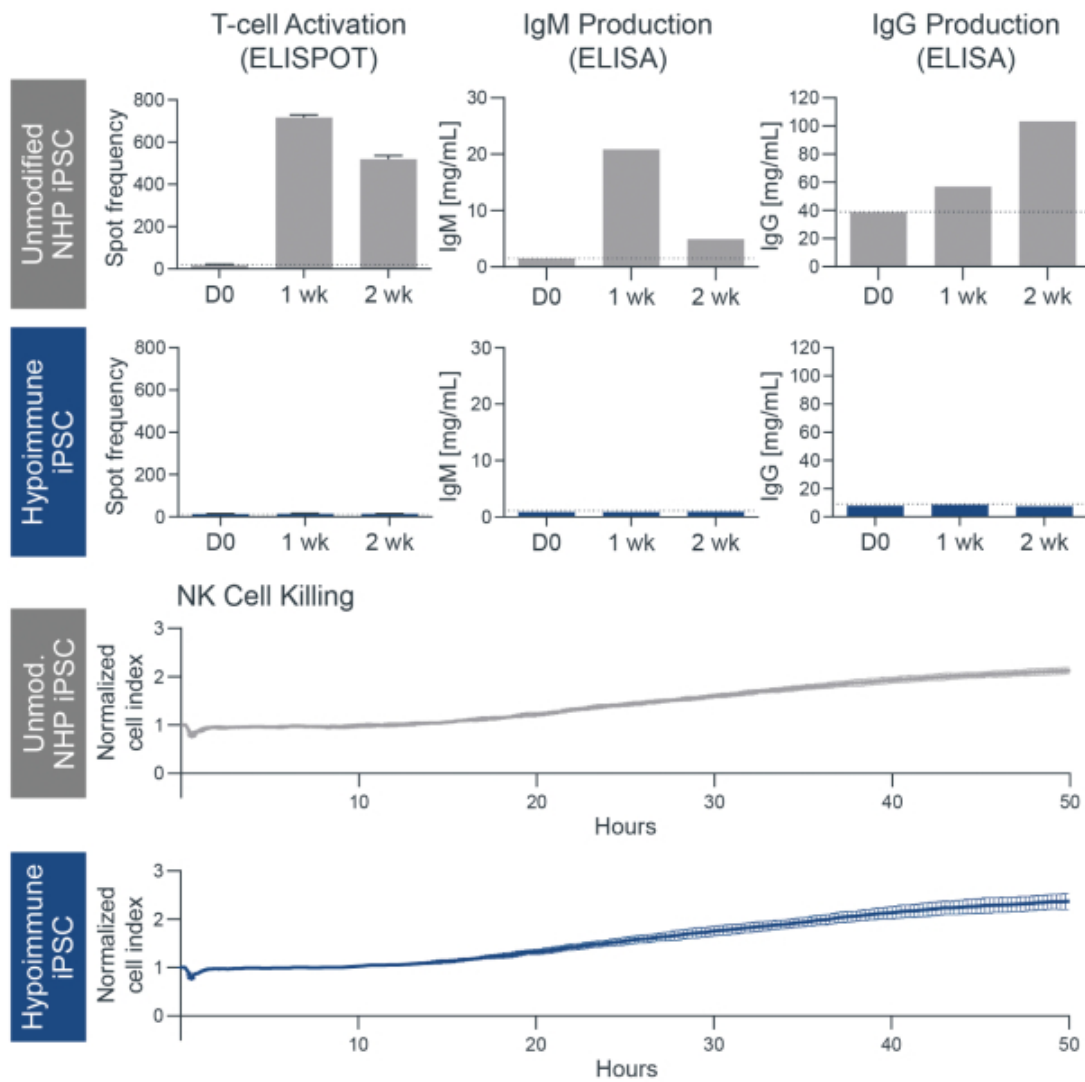
We have shown across multiple species preclinically that our hypoimmune cells are able to hide from the immune system and avoid immune rejection, and we are now developing this technology to make *ex vivo* therapies to treat multiple diseases. NHP iPSCs modified with hypoimmune edits can survive *in vivo* when transplanted into an allogeneic recipient. Notably, the transplanted cells completely evade immune responses despite the presence of a fully intact immune system and absence of immunosuppression.

Allogeneic Hypoimmune iPSC Survive *in vivo* in NHPs with an Intact Immune System



Unmodified (wild type, wt) NHP iPSCs (top row) or hypoimmune NHP iPSCs (bottom row) were introduced via intramuscular injection into allogeneic NHPs. iPSC survival is followed over time *in vivo* using bioluminescence imaging (BLI). BLI signal on the day of transplantation is "D0" and defined as 100%. NHPs are analyzed weekly and cell survival is calculated over time. Data are representative for three NHPs receiving HIP iPSCs and two NHPs receiving unmodified wt iPSCs. Experiments were conducted in a staggered fashion.

Absence of T Cell, B Cell, or NK Cell Responses Following the First Delivery of Hypoimmune NHP iPSCs into NHPs



Immune cells from animals receiving unmodified (wild type, wt) NHP iPSCs show robust T cell interferon responses when exposed to wt iPSCs in vitro (Row 1). In contrast, immune cells from animals receiving hypoimmune iPSCs showed no response when exposed to hypoimmune iPSCs in vitro (Row 2). Delivery of wt iPSCs activated B cells, as evidenced by production of IgM and IgG (increased mean fluorescent intensity, MFI) (Row 1). Delivery of hypoimmune iPSCs did not induce antibody production above background (Row 2). Neither unmodified nor hypoimmune-edited cells were susceptible to killing by natural killer (NK) cells, indicating protection from the “missing self” signal. Data above from a single NHP; data are representative for three NHPs receiving HIP iPSCs and two NHPs receiving unmodified wt iPSCs; experiments were conducted in a staggered fashion. Dotted line denotes background level of assay.

Our most advanced hypoimmune product candidates are allogeneic CAR T cells for cancer (SC291, SC255). In order to make an effective allogeneic CAR T cell, we must overcome two different biologic barriers. First, the allogeneic CAR T cell must be prevented from causing graft versus host disease (GvHD), which occurs when transplanted T cells attack a patient's cells. Preventing this adverse reaction is relatively straightforward through gene edits such as deleting the TCR-alpha gene. Second, an allogeneic CAR T cell must evade host versus graft disease (HvGD), which occurs when a patient's immune system tries to kill the transplanted T cells, thereby limiting the potential benefit of the therapy. One approach to avoid HvGD has been to eliminate a patient's immune system, which both puts the patient at risk for severe infections and may limit the effectiveness of the therapy, as recovery of the immune system will lead to elimination of the CAR T cells. Our hypoimmune technology is designed to hide cells from the patient's immune system, giving our allogeneic CAR T cell program the potential to avoid these issues. Our lead allogeneic CAR T product candidate (SC291) is a CD19 directed CAR T cell for NHL, CLL, and ALL. When tested in a commonly used humanized mouse model, our hypoimmune donor-derived CD19 CAR T cells were protected from immune system rejection, with no evidence of either adaptive or innate immune system activation. By contrast, unmodified CD19 CAR T induced both the adaptive and innate HvG response. Meanwhile, in the human xenograft mouse model for leukemia (Nalm-6), these hypoimmune CD19 CAR T cells clear B cell tumors at equivalent levels to the unmodified CD19 CAR T, suggesting that the hypoimmune edits do not interfere with CAR T killing activity. We believe that our allogeneic CAR T program has the potential to serve a different, later-stage patient population than our fusosome CD19 CAR T program. We expect to file an IND for this program as early as 2022. We also intend to develop other CAR T therapies, including BCMA for the treatment of multiple myeloma (SC255), with a goal of developing multiple CAR T therapies for a spectrum of cancers over the coming years.

We are also utilizing our hypoimmune technology to develop pancreatic beta cells for the treatment of diabetes, with an initial focus on Type I diabetes mellitus (T1DM). Almost 1.6 million people in the United States, and 2.4 million in Europe have T1DM. T1DM is a disease in which a patient's immune system attacks and kills pancreatic beta cells, leading to complete loss of insulin production in affected individuals. Patients need to take multiple insulin shots every day for life, and, while insulin has a profoundly positive impact on patients, people with T1DM have approximately 15 years shorter life expectancies than people without diabetes and are consistently at risk for complications such as coma, stroke, kidney failure, and blindness from poorly controlled blood glucose. We and our collaborators have shown that we can develop high quality beta cells that, when transplanted, normalize blood glucose and cure diabetes in animal models. We have also shown that our hypoimmune cells induce no systemic immune response, even in NHPs with a pre-existing immune response to non-hypoimmune cells. As a result, we believe our stem cell derived hypoimmune pancreatic cells have the potential to create a disruptive treatment for T1DM, offering patients life-long normal blood glucose. We are working through the process development and IND-enabling studies to allow for an IND filing for SC451 as early as 2023.

There are also a number of CNS disorders in which the primary manifestations are caused by missing cells. We are developing stem cell-derived allogeneic glial progenitor cells (GPCs) to treat various diseases of the white matter in the brain. GPCs are part of the support system of the brain and can differentiate into either myelin-producing oligodendrocytes or astrocytic support cells for neurons. These GPC cells have the potential to treat a host of childhood myelin diseases, such as congenital leukodystrophies, as well as more common adult diseases of the glia and myelin such as multiple sclerosis and Huntington's disease. In the United States and Europe, multiple sclerosis affects approximately 1.6 million people, Huntington's disease affects approximately 90,000 people, and in aggregate congenital leukodystrophies affect 1 in 7,600 births. We and our collaborators have shown that injecting GPCs into the brain can reverse some or all of the CNS manifestations of these diseases in animal models. We expect to file three INDs for SC379 with an initial focus on Pelizaeus-Merzbacher disease (PMD), secondary progressive MS (SPMS), and Huntington's disease as early as 2023.

Heart disease remains the most common cause of death worldwide and results in over \$280 billion in direct medical costs in the United States. Despite this unmet need, there has been little progress in treating diseases of the heart over the past several decades. After a myocardial infarction, or heart attack, patients have dead heart tissue that reduces pump volume in each cardiac cycle, leaving them at risk for heart failure. To this end, we are developing stem-cell derived cardiomyocytes as a treatment for these patients. We and our collaborators have shown that injecting these cells into animal hearts after a heart attack can meaningfully improve heart function, potentially even returning it to normal. We intend to initially develop our cardiomyocytes for patients who have had a recent myocardial infarction and are at high-risk of developing severe heart failure, a disease that affects approximately 1.4 million in the United States and Europe annually. Success in this indication may allow us to treat the larger market of severe chronic heart failure, which impacts millions more patients in the United States and Europe. We expect to file an IND for SC187 as early as 2023.

SanaX

Our goal is to lead both the present and future of cell engineering and we are committed to making significant investments in research and other activities that will ensure a leadership position throughout the next decade. Towards this end we have established SanaX as a distinct research arm. SanaX research efforts are aimed at making fundamental improvements of existing technology and establishing new paradigms for gene and cell delivery that will ultimately lead to the development of completely new therapeutic modalities. Current SanaX research activities are focused on areas such as: cells as delivery vehicles, novel viral vectors, novel production approaches to current viral vectors, novel methods for enabling the exogenous control of transgene expression via small molecule drugs, and new paradigms for genetically manipulating specific immune response in order to engender immunological tolerance to specific antigens, cells, and organs. SanaX is currently also involved in COVID-19 related research focused on the delivery of specific antibodies for severe acute respiratory syndrome coronavirus 2 (SARS-CoV-2) and the evaluation of novel direct anti-viral strategies.

Dr. Mulligan, our Executive Vice-Chairman and Head of SanaX, directly oversees the SanaX research effort. SanaX maintains an independent research budget in order to ensure that these longer-term, disruptive priorities are not sacrificed for near-term needs. Once SanaX develops an understanding of how a technology can translate into the clinic, a program will move from SanaX into our internal R&D and manufacturing organization or partnered externally.

Certain Preliminary Financial Information (Unaudited)

As of December 31, 2020, we had approximately \$412.0 million in cash, cash equivalents, and marketable securities. This estimate of our cash, cash equivalents, and marketable securities is preliminary and subject to completion, including the completion of audit procedures as of and for the year ended December 31, 2020. As a result, the unaudited preliminary cash, cash equivalents, and marketable securities set forth above reflects our preliminary estimate with respect to such information, based on information currently available to management, and may vary from our actual financial position as of December 31, 2020. Further, this preliminary estimate is not a comprehensive statement or estimate of our financial results or financial condition as of and for the year ended December 31, 2020. The unaudited preliminary cash, cash equivalents, and marketable securities included herein has been prepared by, and is the responsibility of, management. Ernst & Young LLP, our independent registered public accounting firm, has not audited, reviewed, compiled or performed any procedures with respect to the unaudited preliminary cash, cash equivalents, and marketable securities. Accordingly, Ernst & Young LLP does not express an opinion or any other form of assurance with respect thereto. It is possible that we or Ernst & Young LLP may identify items that require us to make adjustments to the financial information set forth above. We expect to complete our audited consolidated financial statements for the year ended December 31, 2020 subsequent to the completion of this offering. This estimate should not be viewed as a substitute for financial statements prepared in accordance with accounting principles generally accepted in the United States and they

are not necessarily indicative of the results to be achieved in any future period. Accordingly, you should not draw any conclusions based on the foregoing estimate and should not place undue reliance on this preliminary estimate. We assume no duty to update this preliminary estimate except as required by law.

Risks Associated with Our Business

Our business is subject to a number of risks of which you should be aware before making a decision to invest in our common stock. These risks are more fully described in the section titled “Risk Factors” immediately following this prospectus summary. These risks include, among others, the following:

- We are a preclinical-stage biotechnology company and have incurred significant losses since our inception, and we expect to incur losses for the foreseeable future. We have no products approved for commercial sale and may never achieve or maintain profitability.
- Our limited operating history may make it difficult for you to evaluate our prospects and likelihood of success.
- Our *in vivo* and *ex vivo* cell engineering platforms are based on novel technologies that are unproven and may not result in approvable or marketable products, which exposes us to unforeseen risks and makes it difficult for us to predict the time and cost of product development and potential for regulatory approval, and we may not be successful in our efforts to use and expand our technology platforms to build a pipeline of product candidates.
- All of our product candidates are in preclinical development and have not commenced clinical development. Preclinical and clinical drug development is a lengthy and expensive process with uncertain timelines and uncertain outcomes. If preclinical studies or clinical trials of a product candidate are prolonged or delayed, we may be unable to obtain required regulatory approvals, and therefore be unable to commercialize our product candidates on a timely basis or at all.
- The development and commercialization of biopharmaceutical products is subject to extensive regulation, and the regulatory approval processes of the U.S. Food and Drug Administration (FDA) and comparable foreign authorities are lengthy, time-consuming, and inherently unpredictable. If we are ultimately unable to obtain regulatory approval for our product candidates on a timely basis if at all, our business will be substantially harmed.
- Our clinical trials may fail to demonstrate substantial evidence of the safety and efficacy of our product candidates or any future product candidates, which would prevent or delay or limit the scope of regulatory approval and commercialization.
- We may encounter difficulties in managing our growth, which could disrupt our operations.
- The outbreak of the novel coronavirus disease, COVID-19, could materially and adversely affect our preclinical studies and development, any clinical trials we subsequently commence, and our business, financial condition, and results of operations.
- Even if this offering is successful, we will require additional funding in order to finance operations. If we are unable to raise capital when needed, or on acceptable terms, we could be forced to delay, reduce, or eliminate our product development programs or commercialization efforts.
- Our success payment and contingent consideration obligations may result in dilution to our stockholders, may be a drain on our cash resources, or may cause us to incur debt obligations to satisfy the payment obligations.
- If we are unable to successfully identify, develop, and commercialize any product candidates, or experience significant delays in doing so, our business, financial condition, and results of operations will be materially adversely affected.

- Our success depends on our ability to protect our intellectual property and our proprietary technologies.
- We depend on intellectual property licensed from third parties and if we breach our obligations under these agreements or if any of these agreements is terminated, we may be required to pay damages, lose our rights to such intellectual property and technology, or both, which would harm our business.
- While we believe our pipeline will yield multiple INDs, we may not be able to file INDs to commence clinical trials on the timelines we expect, and even if we are able to, the FDA may not permit us to proceed.

Corporate and Other Information

We were founded in July 2018 as a Delaware corporation. Our principal executive offices are located at 188 East Blaine Street, Suite 400, Seattle, Washington 98102, and our telephone number is (206) 701-7914.

Our website address is www.sana.com. The information on, or that can be accessed through, our website is not part of this prospectus and is not incorporated by reference herein. We have included our website address as an inactive textual reference only.

Implications of Being an Emerging Growth Company

We are an emerging growth company as defined in the Jumpstart Our Business Startups Act of 2012 (the JOBS Act). We will remain an emerging growth company until the earliest of: (i) the last day of the fiscal year following the fifth anniversary of the consummation of this offering; (ii) the last day of the fiscal year in which we have total annual gross revenue of at least \$1.07 billion; (iii) the last day of the fiscal year in which we are deemed to be a “large accelerated filer” as defined in Rule 12b-2 under the Securities Exchange Act of 1934, as amended (the Exchange Act), which would occur if the market value of our common stock held by non-affiliates exceeded \$700.0 million as of the last business day of the second fiscal quarter of such year; or (iv) the date on which we have issued more than \$1.0 billion in non-convertible debt securities during the prior three-year period. An emerging growth company may take advantage of specified reduced reporting requirements and is relieved of certain other significant requirements that are otherwise generally applicable to public companies. As an emerging growth company:

- we will present in this prospectus only two years of audited annual financial statements, plus any required unaudited financial statements, and related management’s discussion and analysis of financial condition and results of operations;
- we will avail ourselves of the exemption from the requirement to obtain an attestation and report from our independent registered public accounting firm on the assessment of our internal control over financial reporting pursuant to the Sarbanes-Oxley Act of 2002;
- we will provide less extensive disclosure about our executive compensation arrangements; and
- we will not require stockholder non-binding advisory votes on executive compensation or golden parachute arrangements.

In addition, the JOBS Act provides that an emerging growth company can take advantage of an extended transition period for complying with new or revised accounting standards. This provision allows an emerging growth company to delay the adoption of some accounting standards until those standards would otherwise apply to private companies. We have elected to use the extended transition period for any other new or revised accounting standards during the period in which we remain an emerging growth company; however, we may adopt certain new or revised accounting standards early.

The Offering

Common stock offered by us	15,000,000 shares.
Underwriters' over-allotment option	2,250,000 shares.
Common stock to be outstanding immediately after this offering	175,314,776 shares (or 177,564,776 shares if the underwriters exercise their over-allotment option to purchase additional shares in full).
Use of proceeds	<p>We estimate that the net proceeds to us from this offering will be approximately \$296.2 million (or approximately \$341.2 million if the underwriters exercise their over-allotment option to purchase additional shares in full) assuming an initial public offering price of \$21.50 per share, which is the midpoint of the price range set forth on the cover page of this prospectus, and after deducting estimated underwriting discounts and commissions and estimated offering expenses payable by us.</p> <p>We currently intend to use the net proceeds from this offering, together with our existing cash, cash equivalents and marketable securities, to fund the ongoing development of our <i>in vivo</i> cell engineering platform and product candidates, which we anticipate will allow us to complete preclinical studies on each of our current product candidates and advance at least three <i>in vivo</i> product candidates through human proof of concept studies; to fund the ongoing development of our <i>ex vivo</i> cell engineering platform and product candidates, which we believe will allow us to complete preclinical studies on each of our current product candidates and advance at least three <i>ex vivo</i> product candidates through human proof of concept studies; to fund research efforts focused on advancing and broadening the scope of our <i>ex vivo</i> and <i>in vivo</i> cell engineering platforms; to continue developing manufacturing capabilities for our product candidates; and the remainder, if any, for working capital and other general corporate purposes. We may also use a portion of the net proceeds to in-license, acquire, or invest in, complementary technologies, assets, or intellectual property. We periodically evaluate strategic opportunities; however, we have no current commitments to enter into any such acquisitions or make any such investments. See the section titled "Use of Proceeds."</p>
Risk factors	See the section titled "Risk Factors" beginning on page 19 and other information included in this prospectus for a discussion of factors you should carefully consider before deciding whether to invest in our common stock.

Directed share program	At our request, the underwriters have reserved for sale, at the initial public offering price, up to 2% of the shares offered hereby for directors, officers, employees, business associates and other persons related to us who have expressed an interest in purchasing common stock in the offering. Shares purchased by our directors and officers will be subject
Nasdaq trading symbol	“SANA”

Unless we specifically state otherwise or the context otherwise requires, the number of shares of our common stock to be outstanding after this offering is based on 160,314,776 shares of common stock outstanding as of September 30, 2020 (including (i) the automatic conversion of all of our shares of convertible preferred stock outstanding as of September 30, 2020 into an aggregate of 134,112,712 shares of our common stock immediately prior to the completion of this offering and (ii) 11,951,698 shares of unvested restricted common stock outstanding as of September 30, 2020) and excludes:

- 9,677,280 shares of common stock issuable upon exercise of stock options outstanding as of September 30, 2020, with a weighted-average exercise price of \$2.32 per share;
- 6,139,302 shares of common stock issuable upon exercise of stock options granted subsequent to September 30, 2020, with a weighted-average exercise price of \$7.92 per share;
- 325,672 restricted stock units subject to vesting conditions, and as of September 30, 2020, (of which, 146,249 shares have satisfied the vesting conditions), and which will become outstanding six months after the effective date of the completion of this offering;
- 356,630 shares reserved for future issuance under our 2018 Equity Incentive Plan, as of September 30, 2020;
- 234,065 shares reserved for future issuance under our 2018 Equity Incentive Plan, which was increased subsequent to September 30, 2020;
- a number of shares of our common stock equal to 8% of our outstanding common stock after this offering reserved for future issuance under our 2021 Incentive Award Plan (the 2021 Plan), which will become effective on the date immediately prior to the date our registration statement relating to this offering becomes effective, as well as any future increases in the number of shares of common stock reserved for issuance under the 2021 Plan; and
- a number of shares of our common stock equal to 1% of our outstanding common stock after this offering reserved for future issuance under our Employee Stock Purchase Plan (the ESPP), which will become effective on the date immediately prior to the date our registration statement relating to this offering becomes effective, as well as any future increases in the number of shares of common stock reserved for issuance under the ESPP.

Unless we specifically state otherwise or the context otherwise requires, this prospectus reflects and assumes the following:

- the adoption, filing and effectiveness of our amended and restated certificate of incorporation and bylaws immediately prior to the completion of this offering;
- the conversion of all outstanding shares of our convertible preferred stock outstanding into 134,112,712 shares of our common stock immediately prior to the completion of this offering;
- no exercise of outstanding stock options;
- a 1-for-4 reverse stock split of our capital stock effected on January 27, 2021; and
- no exercise by the underwriters of their over-allotment option.

Summary Consolidated Financial Data

The following tables summarize our consolidated financial data for the periods and as of the dates indicated. We have derived the summary consolidated statements of operations data for the period from July 13, 2018 (inception) to December 31, 2018 and the year ended December 31, 2019, except for pro forma amounts, from our audited consolidated financial statements and related notes included elsewhere in this prospectus. We have derived the summary consolidated statements of operations data for the nine months ended September 30, 2019 and 2020, except for pro forma amounts, and the summary consolidated balance sheet data as of September 30, 2020, except for pro forma amounts, from our unaudited condensed consolidated financial statements and related notes included elsewhere in this prospectus. Our unaudited condensed consolidated financial statements as of and for the nine months ended September 30, 2019 and 2020 were prepared on a basis consistent with our audited consolidated financial statements and include, in our opinion, all adjustments of a normal and recurring nature that are necessary for the fair statement of the financial information set forth in those statements included elsewhere in this prospectus. Our historical results are not necessarily indicative of results that may be expected in the future and our interim results are not necessarily indicative of results that may be expected for the full year. You should read the following summary consolidated financial data together with our audited consolidated financial statements and our unaudited condensed consolidated financial statements, and the related notes included elsewhere in this prospectus and the information in the sections titled “Selected Consolidated Financial Data” and “Management’s Discussion and Analysis of Financial Condition and Results of Operations.”

	Period from July 13, 2018 (Inception) to December 31, 2018	Year Ended December 31, 2019	Nine Months Ended September 30,	
			2019	2020
	(in thousands, except share and per share data)			
Consolidated Statements of Operations Data:				
Operating expenses:				
Research and development ⁽¹⁾	\$ 9,040	\$ 119,375	\$ 80,101	\$ 153,762
General and administrative	4,206	21,777	15,959	19,063
Total operating expenses	<u>13,246</u>	<u>141,152</u>	<u>96,060</u>	<u>172,825</u>
Loss from operations	(13,246)	(141,152)	(96,060)	(172,825)
Interest income, net	—	2,856	2,175	622
Other (expense) income, net	(1)	(29)	(52)	68
Loss before income taxes	(13,247)	(138,325)	(93,937)	(172,135)
Benefit from income taxes	—	7,547	6,204	—
Net loss	<u>\$ (13,247)</u>	<u>\$ (130,778)</u>	<u>\$ (87,733)</u>	<u>\$ (172,135)</u>
Net loss per share, basic and diluted ⁽²⁾	<u>\$ (13.91)</u>	<u>\$ (26.68)</u>	<u>\$ (24.24)</u>	<u>\$ (14.05)</u>
Weighted-average shares outstanding used in computing net loss per share, basic and diluted ⁽²⁾	<u>952,086</u>	<u>4,902,642</u>	<u>3,620,021</u>	<u>12,249,482</u>
Pro forma net loss per share, basic and diluted (unaudited) ⁽³⁾		<u>\$ (1.32)</u>		<u>\$ (1.32)</u>
Weighted-average shares outstanding used in computing pro forma net loss per share, basic and diluted (unaudited) ⁽³⁾		<u>99,300,062</u>		<u>130,266,762</u>

(1) Research and development expense for the year ended December 31, 2019 and the nine months ended September 30, 2019 and 2020 included non-cash expense of \$1.9 million, \$1.4 million, and \$40.6 million for the success payment liabilities, respectively, and

\$17.9 million, \$15.6 million, and \$16.7 million for contingent consideration, respectively. Research and development expense for the year ended December 31, 2019 and the nine months ended September 30, 2019 and 2020 included non-cash expense of \$11.9 million, \$11.9 million, and \$0.4 million, respectively, in connection with license agreements. See Note 3, Acquisitions, Note 5, License and collaboration agreements, and Note 7, Fair value measurements to each of our audited consolidated financial statements and our unaudited condensed consolidated financial statements included elsewhere in this prospectus, and the subsection titled “Management’s Discussion and Analysis of Financial Condition and Results of Operations” for more detail on the success payments and contingent consideration.

- (2) See Note 15, Net loss per share to each of our audited consolidated financial statements and our unaudited condensed consolidated financial statements included elsewhere in this prospectus for an explanation of the calculations of our basic and diluted net loss per share, and the weighted-average number of shares outstanding used in the computation of the per share amounts.
- (3) See the subsection titled “Management’s Discussion and Analysis of Financial Condition and Results of Operations—Unaudited Pro Forma Information” for an explanation of the calculations of our basic and diluted pro forma net loss per share, and the weighted-average number of shares outstanding used in the computation of the per share amounts.

	September 30, 2020		
	Actual	Pro Forma(1)	Pro Forma as Adjusted(2)
(in thousands)			
Consolidated Balance Sheet Data:			
Cash, cash equivalents and marketable securities	\$ 459,070	\$ 459,070	\$ 755,256
Working capital(3)	429,031	429,031	725,217
Total assets	767,715	767,715	1,063,901
Convertible preferred stock	852,897	—	—
Accumulated deficit	(316,262)	(316,262)	(316,262)
Total stockholders’ (deficit) equity	(311,175)	541,722	837,908

- (1) The pro forma consolidated balance sheet data gives effect to: (i) the filing and effectiveness of our amended and restated certificate of incorporation, which will be in effect immediately prior to the completion of this offering, and (ii) the automatic conversion of all of our outstanding convertible preferred stock into an aggregate of 134,112,712 shares of our common stock immediately prior to the completion of the offering.
- (2) The pro forma as adjusted consolidated balance sheet data gives effect to: (i) the pro forma adjustments set forth in footnote (1) above; and (ii) the sale of shares of our common stock in this offering at the assumed initial public offering price of \$21.50 per share, the midpoint of the price range set forth on the cover page of this prospectus, after deducting estimated underwriting discounts and commissions and estimated offering expenses payable by us. The pro forma as adjusted consolidated balance sheet data discussed above is illustrative only and will depend on the actual initial public offering price and other terms of this offering determined at pricing. Each \$1.00 increase or decrease in the assumed initial public offering price of \$21.50 per share, the midpoint of the price range set forth on the cover page of this prospectus, would increase or decrease, as applicable, each of our pro forma as adjusted cash, cash equivalents, and marketable securities, working capital, total assets, and total stockholders’ equity (deficit) by approximately \$14.0 million, assuming the number of shares of common stock offered by us, as set forth on the cover page of this prospectus, remains the same, and after deducting estimated underwriting discounts and commissions and estimated offering expenses payable by us. Similarly, each increase or decrease of 1.0 million shares of common stock offered by us would increase or decrease, as applicable, each of our pro forma as adjusted cash, cash equivalents, and marketable securities, working capital, total assets, and total stockholders’ equity (deficit) by approximately \$20.0 million, assuming the assumed initial public offering price of \$21.50 per share remains the same, and after deducting estimated underwriting discounts and commissions and estimated offering expenses payable by us.
- (3) We define working capital as current assets less current liabilities. See our consolidated financial statements and the related notes included elsewhere in this prospectus for further details regarding our current assets and current liabilities.

RISK FACTORS

Investing in shares of our common stock involves a high degree of risk. You should carefully consider the following risks and uncertainties, together with all of the other information contained in this prospectus, including our financial statements and related notes included elsewhere in this prospectus, before making an investment decision. The risks described below are not the only ones facing us. Many of the following risks and uncertainties are, and will be, exacerbated by the COVID-19 pandemic and any worsening of the global business and economic environment as a result. The occurrence of any of the following risks, or of additional risks and uncertainties not presently known to us or that we currently believe to be immaterial, could materially and adversely affect our business, financial condition, reputation, or results of operations. In such case, the trading price of shares of our common stock could decline, and you may lose all or part of your investment.

Risks Related to Our Limited Operating History, Financial Condition and Need for Additional Capital

We are a preclinical-stage biotechnology company and have incurred significant losses since our inception, and we expect to incur losses for the foreseeable future. We have no products approved for commercial sale and may never achieve or maintain profitability.

We are a preclinical-stage biotechnology company with a limited operating history. Biotechnology product development is a highly speculative undertaking and involves a substantial degree of risk. We have incurred significant losses since inception, have not generated any revenue from product sales, and have financed our operations principally through private financings. We expect that it will be several years, if ever, before we have a commercialized product and generate revenue from product sales. Our net losses were \$13.2 million and \$130.8 million for the period from July 13, 2018 (inception) to December 31, 2018 and for the year ended December 31, 2019, respectively, and \$87.7 million and \$172.1 million for the nine months ended September 30, 2019 and 2020, respectively. As of September 30, 2020, we had an accumulated deficit of \$316.3 million. Our losses have resulted principally from expenses incurred for the research and development of our *in vivo* and *ex vivo* cell engineering platforms and from management and administrative costs and other expenses that we have incurred while building our business infrastructure.

We expect our expenses and operating losses will continue to increase substantially for the foreseeable future as we expand our research and development efforts, expand the capabilities of our cell engineering platforms, identify product candidates, complete preclinical studies and commence clinical trials, seek regulatory approval and commercialization of our product candidates, and operate as a public company. We anticipate that our expenses will increase substantially as we:

- continue to advance our *in vivo* and *ex vivo* cell engineering platforms;
- continue preclinical development of our current and future product candidates and initiate additional preclinical studies;
- commence clinical studies of our current and future product candidates;
- establish our manufacturing capability, including developing our contract development and manufacturing organization (CDMO) relationships and building our internal manufacturing facilities;
- acquire and license technologies aligned with our *in vivo* and *ex vivo* cell engineering platforms;
- seek regulatory approval of our current and future product candidates;
- expand our operational, financial, and management systems and increase personnel, including personnel to support our preclinical and clinical development, manufacturing, and commercialization efforts;
- continue to develop, perfect, and defend our intellectual property portfolio; and

[Table of Contents](#)

- incur additional legal, accounting, or other expenses in operating our business, including the additional costs associated with operating as a public company.

We have devoted a significant portion of our financial resources and efforts to building our organization, developing our *in vivo* and *ex vivo* cell engineering platforms, identifying and developing potential product candidates, executing preclinical studies, acquiring technology, organizing and staffing the company, business planning, establishing our intellectual property portfolio, raising capital, and providing general and administrative support for these operations. We are in the early stages of development of our product candidates, have not yet commenced any clinical trials for any of our product candidates, and have not completed development and commercialization of any product candidate.

To become and remain profitable, we must succeed in identifying, developing, getting regulatory approval for and eventually commercializing products that generate significant revenue. This will require us to be successful in a range of challenging activities, including completing preclinical studies and clinical trials of our product candidates, continuing to discover and develop additional product candidates, obtaining regulatory approval for any product candidates that successfully complete clinical trials, accessing manufacturing capacity, establishing marketing capabilities, commercializing and ultimately selling any products for which we may obtain regulatory approval. We may never succeed in any or all of these activities and, even if we do, we may never generate revenue that is sufficient to achieve profitability. Even if we do achieve profitability, we may not be able to sustain profitability or meet outside expectations for our profitability. If we are unable to achieve or sustain profitability or to meet outside expectations for our profitability, the value of our shares of common stock could be materially adversely affected.

Because of the numerous risks and uncertainties associated with pharmaceutical products and biological development, we are unable to accurately predict the timing or amount of increased expenses or when, or if, we will be able to achieve profitability. If we are required by the U.S. Food and Drug Administration (FDA) or comparable foreign regulatory authorities to perform studies in addition to those we currently anticipate, or if there are any delays in commencing or completing our clinical trials or the development of any of our product candidates, our expenses could increase and commercial revenue could be further delayed and more uncertain, which will have a material adverse impact on our business.

Even if this offering is successful, we will require additional funding in order to finance operations. If we are unable to raise capital when needed, or on acceptable terms, we could be forced to delay, reduce, or eliminate our product development programs or commercialization efforts.

Developing biopharmaceutical products, including conducting preclinical studies and clinical trials, is a very time-consuming, expensive and uncertain process that takes years to complete. Our operations have consumed substantial amounts of cash since inception, and we expect our expenses to increase in connection with our ongoing activities, particularly as we conduct clinical trials of, and seek regulatory and marketing approval for, our product candidates. Even if one or more of our product candidates is approved for commercial sale, we anticipate incurring significant costs associated with commercializing any approved product candidate. To date, we have funded our operations primarily through private financings. We expect our expenses to increase in connection with our ongoing activities, particularly as we continue the preclinical development of our *in vivo* and *ex vivo* platforms and product candidates, commence clinical studies for any product candidates, initiate clinical trials, and continue to research, develop, and conduct preclinical studies of other potential product candidates.

In addition, if we obtain regulatory approval for any of our product candidates, we expect to incur significant commercialization expenses related to product manufacturing, marketing, sales, and distribution. Furthermore, upon the completion of this offering, we expect to incur additional costs associated with operating as a public company. Accordingly, we will need to obtain substantial additional funding in connection with our continuing operations. If we are unable to raise capital when needed or on attractive terms, we could be forced to delay, reduce, or eliminate our research and development programs or any future commercialization efforts.

[Table of Contents](#)

As of September 30, 2020, we had \$459.1 million in cash, cash equivalents and marketable securities. Based on our current business plans, we believe that the net proceeds from this offering, together with our existing cash, cash equivalents and marketable securities, will be sufficient to fund our operating expenses and capital expenditure requirements for at least the next 36 months. We have based this estimate on assumptions that may prove to be wrong, and we could use our capital resources sooner than we currently expect, requiring us to seek additional funds sooner than planned, through public or private equity or debt financings or other sources, such as strategic collaborations. In addition, we may seek additional capital due to favorable market conditions or strategic considerations even if we believe we have sufficient funds for our current or future operating plans. Attempting to secure additional financing may divert our management from our day-to-day activities, which may adversely affect our ability to develop our product candidates. Our future capital requirements will depend on many factors, including:

- the scope, timing, progress, costs, and results of discovery, preclinical development, and clinical trials for our current or future product candidates;
- the number of clinical trials required for regulatory approval of our current or future product candidates;
- the costs, timing, and outcome of regulatory review of any of our current or future product candidates;
- the cost of manufacturing clinical and commercial supplies of our current or future product candidates;
- the costs and timing of future commercialization activities, including manufacturing, marketing, sales, and distribution, for any of our product candidates for which we receive marketing approval;
- the costs and timing of preparing, filing, and prosecuting patent applications, maintaining and enforcing our intellectual property rights, and defending any intellectual property-related claims, including any claims by third parties that we are infringing upon their intellectual property rights;
- our ability to maintain existing, and establish new, strategic collaborations, licensing, or other arrangements and the financial terms of any such agreements, including the timing and amount of any future milestone, royalty, or other payments due under any such agreement;
- the revenue, if any, received from commercial sales of our product candidates for which we receive marketing approval;
- expenses to attract, hire, and retain skilled personnel;
- the costs of operating as a public company;
- our ability to establish a commercially viable pricing structure and obtain approval for coverage and adequate reimbursement from third-party and government payers;
- addressing any potential interruptions or delays resulting from factors related to the COVID-19 pandemic;
- the effect of competing technological and market developments; and
- the extent to which we acquire or invest in businesses, products, and technologies.

Our ability to raise additional funds will depend on financial, economic, political and market conditions and other factors, over which we may have no or limited control. Market volatility resulting from the COVID-19 pandemic or other factors could also adversely impact our ability to access capital as and when needed. Additional funds may not be available when we need them, on terms that are acceptable to us, or at all. If adequate funds are not available to us on a timely basis, we could be required to:

- delay, limit, reduce, or terminate preclinical studies, clinical trials, or other research and development activities, or eliminate one or more of our development programs altogether; and

[Table of Contents](#)

- delay, limit, reduce, or terminate our efforts to access manufacturing capacity, establish sales and marketing capabilities or other activities that may be necessary to commercialize our product candidates, or reduce our flexibility in developing or maintaining our sales and marketing strategy.

Our success payment and contingent consideration obligations in our license and acquisition agreements may result in dilution to our stockholders, may be a drain on our cash resources, or may cause us to incur debt obligations to satisfy the payment obligations.

We agreed to make success payments in cash pursuant to our license agreement with the President and Fellows of Harvard College (Harvard) and contingent consideration and success payments, payable in cash or stock at our discretion, pursuant to the terms and conditions of our acquisition agreement with Cobalt Biomedicine, Inc. (Cobalt). The success payments to Harvard (Harvard Success Payments) are based on increases in the fair value of our Series A convertible preferred stock, or any security into which such stock has been converted or exchanged, payable in cash. The potential Harvard Success Payments are based on multiples of increased value ranging from 5x to 40x based on a comparison of the fair value of our Series A convertible preferred stock relative to the original \$4.00 issuance price at pre-determined valuation measurement dates. The amount of the Harvard Success Payments does not exceed an aggregate of \$175.0 million which would only occur upon a 40x increase in value. The Harvard Success Payments can be achieved over a maximum of 12 years from the effective date of the agreement. The valuation measurement dates for the Harvard Success Payments are triggered by events which include: an equity financing prior to an initial public offering (IPO) of more than \$25.0 million, the one year anniversary of an IPO, and periodically thereafter, a merger, an asset sale, the sale of the majority of the shares held by our Series A convertible preferred stockholders, and the last day of the term of the success payments. If a higher success payment tier is met at the same time a lower tier is first met, both tiers will be owed. Any previous success payments made to Harvard are credited against the success payment owed as of any valuation measurement date so that Harvard does not receive multiple success payments in connection with the same threshold.

The contingent consideration related to the Cobalt acquisition (Cobalt Contingent Consideration) is up to an aggregate of \$500.0 million upon the achievement of certain pre-defined development milestones. The success payment to Cobalt (Cobalt Success Payment) of \$500.0 million is payable if, at pre-determined valuation measurement dates, our value is equal to or exceeds three times our value at the time of the Series B convertible preferred stock issuance and we have a program based on the fusogen technology in a clinical trial pursuant to an investigational new drug application (IND), or have filed for, or received approval for, a biologics license application (BLA) or new drug application (NDA). The valuation measurement dates for the Cobalt Success Payment are triggered by an arms' length equity financing, or an IPO, and periodically thereafter. In addition to an arms' length equity financing and an IPO, a valuation measurement date is triggered upon a change of control when at least one of our programs based on the fusogen technology is the subject of an active research program. If there is a change of control and our valuation falls below three times our value at the time of the Series B convertible preferred stock issuance the amount of the potential Cobalt Success Payment will decrease and the amount of potential Cobalt Contingent Consideration will increase. The term of the Cobalt Success Payment is 20 years from the date of acquisition. See Note 3, Acquisitions, to each of our audited consolidated financial statements and our unaudited condensed consolidated financial statements included elsewhere in this prospectus for details on the different Company valuation thresholds and impact to the value of the potential Cobalt Success Payment and potential Cobalt Contingent Consideration if there is a change of control.

In order to satisfy our obligations to make these success payments, if and when they are triggered, we may issue equity or convertible debt securities that may cause dilution to our stockholders, or we may use our existing cash or incur debt obligations to satisfy the success payment obligation in cash, which may adversely affect our financial position. In addition, these success payments may impede our ability to raise money in future public offerings of debt or equity securities or to obtain a third party line of credit. We expect the first valuation

[Table of Contents](#)

measurement date for the Harvard Success Payments to be the one-year anniversary of an IPO. See Note 5, License and collaboration agreements, to each of our audited consolidated financial statements and our unaudited condensed consolidated financial statements included elsewhere in this prospectus for the Series A convertible preferred stock prices that trigger a Harvard Success Payment and the corresponding payment amount. We expect the first valuation measurement date for the Cobalt Success Payment to be an IPO, but we do not expect to owe a Cobalt Success Payment upon an IPO or within one year of an IPO. However, such payment is dependent on the stock price which is unpredictable and may fluctuate significantly from quarter to quarter and year to year.

The contingent consideration and success payment obligations in our license and acquisition agreements may cause operating results to fluctuate significantly from quarter to quarter and year to year, which may reduce the usefulness of our financial statements.

Our success payment and contingent consideration obligations under our license and acquisition agreements are recorded as liabilities on our consolidated balance sheets. Under U.S. generally accepted accounting principles (GAAP), we are required to estimate the fair value of these liabilities as of each quarter end, with changes in the estimated fair value recorded in research and development expense. Factors that may lead to increases or decreases in the estimated fair value of the success payment liabilities include, among others, changes in the value of our Series A convertible preferred stock, changes in our estimated future value implied by the per share value of our Series B convertible preferred stock at issuance, changes in volatility, the estimated number and timing of valuation measurement dates, the term of the success payments, and changes in the risk free interest rate.

Factors that may lead to increases or decreases in the estimated fair value of contingent consideration include, among others, the estimated likelihood and timing in which milestones may be achieved and the estimated discount rates. A small change in the inputs and related assumptions for success payment liabilities and contingent consideration may have a relatively large change in the estimated valuation and associated liabilities and resulting expense or gain. As a result, our operating results and financial condition as reported by GAAP may fluctuate significantly from quarter to quarter and year to year and may reduce the usefulness of our GAAP financial statements. The estimated fair value of the Cobalt Success Payment liability was \$2.4 million and \$37.6 million as of December 31, 2019 and September 30, 2020, respectively, and as of December 31, 2019 and September 30, 2020, the estimated fair value of the Harvard Success Payment liability was \$1.9 million and \$7.4 million, respectively. The estimated fair value of the Cobalt Contingent Consideration was \$69.1 million and \$85.8 million as of December 31, 2019 and September 30, 2020, respectively.

Our limited operating history may make it difficult for you to evaluate our prospects and likelihood of success.

We are a preclinical-stage biopharmaceutical company with a limited operating history upon which you can evaluate our business and prospects. Since our inception in July 2018, we have devoted substantially all of our resources and efforts to building our organization, developing our *in vivo* and *ex vivo* cell engineering platforms, identifying and developing potential product candidates, executing preclinical studies, acquiring technology, organizing and staffing the company, business planning, establishing and securing our intellectual property portfolio, raising capital, and providing general and administrative support for these operations. All of our product candidates are still in preclinical stage of development, we have not yet demonstrated our ability to successfully commence or complete any clinical trials (including Phase 3 or other pivotal clinical trials), obtain regulatory approvals, manufacture a commercial scale product or arrange for a third party to do so on our behalf, or conduct sales and marketing activities necessary for successful product commercialization. Additionally, we expect our financial condition and operating results to continue to fluctuate significantly from period to period due to a variety of factors, many of which are beyond our control. Consequently, any predictions you may make about our future success or viability may not be as accurate as they could be if we had a longer operating history.

In addition, we may encounter unforeseen expenses, difficulties, complications, delays and other known and unknown factors and risks frequently experienced by preclinical-stage biopharmaceutical companies in rapidly

evolving fields. We also may need to transition from a company with a research focus to a company capable of supporting commercial activities. If we do not adequately address these risks and difficulties or successfully make such a transition, it could have a material adverse impact on our business.

Risks Related to Our Business

Our in vivo and ex vivo platforms are based on novel technologies that are unproven and may not result in approvable or marketable products, which exposes us to unforeseen risks and makes it difficult for us to predict the time and cost of product development and potential for regulatory approval, and we may not be successful in our efforts to use and expand our technology platforms to build a pipeline of product candidates.

We are seeking to identify and develop a broad pipeline of product candidates using our *in vivo* and *ex vivo* cell engineering platforms. We have not commenced clinical trials for any product candidates developed with these platforms. The scientific research that forms the basis of our efforts to develop product candidates with our platforms is still ongoing. We are not aware of any FDA approved therapeutics utilizing fusogen technology or that are iPSC-derived cell products. Further, the scientific evidence to support the feasibility of developing therapeutic treatments based on our platforms is both preliminary and limited. As a result, we are exposed to a number of unforeseen risks and it is difficult to predict the types of challenges and risks that we may encounter during development of our product candidates. For example, we have not tested any of the product candidates being developed using our cell engineering platforms in humans, and our current data is limited to animal models and preclinical cell lines, the results of which may not translate into humans. Further, relevant animal models and assays may not accurately predict the safety and efficacy of our product candidates in humans, and we may encounter significant challenges creating appropriate models and assays for demonstrating the safety and purity of our product candidates. In addition, our fusogen and hypoimmune technologies have potential safety risks related to, but not limited to, genotoxicity associated with the delivery of genome modifying payloads. Furthermore, our hypoimmune technology has potential safety risks related to, but not limited to, the potential risk of a hypoimmune cell becoming infected with a virus or undergoing oncogenic transformation. As a result, it is possible that safety events or concerns could negatively affect the development of our product candidates, including adversely affecting patient enrollment among the patient populations that we intend to treat.

Given the novelty of our technologies, we intend to work closely with the FDA and comparable foreign regulatory authorities to perform the requisite scientific analyses and evaluation of our methods to obtain regulatory approval for our product candidates; however, due to a lack of comparable experiences, the regulatory pathway with the FDA and comparable regulatory authorities may be more complex and time-consuming relative to other more well-known therapeutics. Even if we obtain human data to support our product candidates, the FDA or comparable foreign regulatory agencies may lack experience in evaluating the safety and efficacy of our product candidates developed using our platforms, which could result in a longer than expected regulatory review process, increase our expected development costs, and delay or prevent commercialization of our product candidates. The validation process takes time and resources, may require independent third-party analyses, and may not be accepted or approved by the FDA and comparable foreign regulatory authorities. We cannot be certain that our approach will lead to the development of approvable or marketable products, alone or in combination with other therapies.

Additionally, a key element of our strategy is to use and expand our *in vivo* and *ex vivo* cell engineering platforms to build a pipeline of product candidates and progress those product candidates through clinical development for the treatment of a variety of different types of diseases. Although our research and development efforts to date have been focused on identifying a pipeline of product candidates directed at various disease types, we may not be able to develop product candidates that are safe and effective. Even if we are successful in building our pipeline, the potential product candidates that we identify may not be suitable for clinical development, including as a result of being shown to have harmful side effects or other characteristics that indicate that they are unlikely to be approvable or marketable products that will receive marketing approval and achieve market acceptance. If we do not continue to successfully develop, get approval for and begin to

[Table of Contents](#)

commercialize any product candidates, we will face difficulty in obtaining product revenue in future periods, which could result in significant harm to our financial position and adversely affect our share price.

If we are unable to successfully identify, develop, and commercialize any product candidates, or experience significant delays in doing so, our business, financial condition, and results of operations will be materially adversely affected.

Our ability to generate revenue from sales of any of our approved product candidates, which we do not expect will occur for at least the next several years, if ever, will depend heavily on the successful identification, development, regulatory approval and eventual commercialization of any product candidates, which may never occur. We have never generated revenue from sales of any products, and we may never be able to develop, obtain regulatory approval for or commercialize a marketable product. We are in preclinical development and all of our product candidates will require significant clinical development; management of preclinical, clinical and manufacturing activities; regulatory approval in multiple jurisdictions; establishing manufacturing supply, including commercial manufacturing supply; and require us to build a commercial organization and make substantial investment and significant marketing efforts before we generate any revenue from product sales. We are not permitted to market or promote any of our product candidates before we receive regulatory approval from the FDA or comparable foreign regulatory authorities, and we may never receive such regulatory approval for any of our product candidates.

The successful development of our product candidates will depend on several factors, including the following:

- successful and timely completion of preclinical studies and clinical trials for which the FDA, or any comparable foreign regulatory authority, agree with the design, endpoints, or implementation;
- sufficiency of our financial and other resources to complete the necessary preclinical studies and clinical trials;
- receiving regulatory approvals or authorizations for conducting future clinical trials;
- initiation and successful patient enrollment in, and completion of, clinical trials on a timely basis;
- our ability to demonstrate to the satisfaction of the FDA or any comparable foreign regulatory authority that the applicable product candidate is safe and efficacious as a treatment for our targeted indications or, in the case of an applicable product candidate which is regulated as a biological product, that the applicable product has suitable purity and is safe and potent for our targeted indications;
- our ability to demonstrate to the satisfaction of the FDA or any comparable foreign regulatory authority that the applicable product candidate's risk-benefit ratio for its proposed indication is acceptable;
- timely receipt of marketing approvals for our product candidates from applicable regulatory authorities;
- addressing any potential interruptions or delays resulting from factors related to the COVID-19 pandemic;
- the extent of any required post-marketing approval commitments to applicable regulatory authorities; and
- establishing, scaling up and scaling out, either alone or with third-party manufacturers, manufacturing capabilities of clinical supply for our clinical trials and commercial manufacturing (including licensure), if any of our product candidates are approved.

If we do not achieve one or more of these factors in a timely manner or at all, we could experience significant delays or an inability to successfully develop and commercialize our product candidates, which would materially adversely affect our business, financial condition, and results of operations.

[Table of Contents](#)

Additionally, clinical or regulatory setbacks to other companies developing similar products or within adjacent fields, including those in gene editing and gene therapy and allogenic cell-based therapies, may impact the clinical development of and regulatory pathway for our current or future product candidates, or may negatively impact the perceptions of value or risk of our technologies.

We expect to continue to expand our development and regulatory capabilities, and as a result, we may encounter difficulties in managing our growth, which could disrupt our operations.

We have experienced rapid growth since our inception in July 2018. As of December 31, 2018, we had 37 full-time employees and, as of September 30, 2020, we grew to 240 full-time employees. We expect continued growth in the number of our employees and the scope of our operations, particularly to continue our IND-enabling studies, establish regulatory, quality, and clinical operations, and begin manufacturing supply chain logistics.

To manage our anticipated future growth, we will continue to implement and improve our managerial, operational, and financial systems, expand our facilities, and continue to recruit and train additional qualified personnel. Due to our limited financial resources and the complexity in managing a company with such anticipated growth, we may not be able to effectively manage the expansion of our operations or recruit and train additional qualified personnel. In addition, we have limited experience in managing the manufacturing processes necessary for making cell and gene therapies. The expansion of our operations may lead to significant costs and may divert our management and business development resources. Any inability to manage growth could delay the execution of our business plans or disrupt our operations.

In addition, future growth imposes significant added responsibilities on members of management, including: identifying, recruiting, integrating, maintaining, and motivating additional employees; managing our internal development efforts effectively, including the clinical and FDA review process for our product candidates, while complying with our contractual obligations to contractors and other third parties; and improving our operational, financial and management controls, reporting systems, and procedures.

We currently rely on certain independent organizations, advisors, and consultants to provide certain services, including strategic, financial, business development, and research and development services, as well as certain aspects of regulatory approval and manufacturing. There can be no assurance that the services of independent organizations, advisors, and consultants will continue to be available to us on a timely basis when needed, or that we can find qualified replacements. In addition, if we are unable to effectively manage our outsourced activities or if the quality or accuracy of the services provided by consultants or contract manufacturing organizations is compromised for any reason, our clinical trials may be extended, delayed, or terminated, and we may not be able to obtain regulatory approval of our product candidates or otherwise advance our business. There can be no assurance that we will be able to manage our existing consultants or find other competent outside contractors and consultants on reasonable terms, or at all.

The outbreak of the novel coronavirus disease, COVID-19, could materially and adversely affect our preclinical studies and development, any clinical trials we subsequently commence, and our business, financial condition, and results of operations.

In December 2019, the coronavirus disease, COVID-19, was identified in Wuhan, China. Since then, COVID-19 has spread globally. In March 2020, the World Health Organization declared COVID-19 a global pandemic and the United States declared a national emergency with respect to COVID-19. In response to the COVID-19 pandemic, “shelter in place” orders and other public health guidance measures have been implemented across much of the United States, including in the locations of our offices and those of key vendors and partners. As a result of the COVID-19 pandemic, or similar pandemics, and related “shelter in place” orders and other public health guidance measures, we have and may in the future experience disruptions that could materially and adversely impact our preclinical studies and development, any clinical trials we subsequently

[Table of Contents](#)

commence, and our business, financial condition, and results of operations. In response to the spread of COVID-19, we have closed our executive offices with our administrative employees continuing their work outside of our offices and limited the number of staff in any given research and development laboratory and have taken other precautionary measures as well, including the periodic testing of our employees. We also established a cross-functional task force and implemented business continuity plans designed to address and mitigate the impact of the ongoing COVID-19 pandemic on our business. Potential disruptions to our preclinical development efforts include, but are not limited to:

- delays or disruptions in preclinical experiments and IND-enabling studies due to restrictions of on-site staff, limited or no access to animal facilities, and unforeseen circumstances at contract research organizations (CROs) and vendors;
- limitations on employee or other resources that would otherwise be focused on the conduct of our preclinical work and any clinical trials we subsequently commence, including because of sickness of employees or their families, the desire of employees to avoid travel or contact with large groups of people, an increased reliance on working from home, school closures, or mass transit disruptions;
- delays in necessary interactions with regulators, ethics committees, and other important agencies and contractors due to limitations in employee resources or forced furlough of government or contractor personnel; and
- limitations in maintaining our corporate culture that facilitates the transfer of institutional knowledge within our organization and fosters innovation, teamwork, and a focus on execution.

We have not yet commenced clinical trial activities for any of our product candidates. If we commence clinical trials for one or more of our product candidates, potential disruptions of those clinical activities as a result of COVID-19 or similar pandemics include, but are not limited to:

- interruption of key clinical trial activities, such as clinical trial site data monitoring and efficacy, safety and translational data collection, processing and analyses, due to limitations on travel imposed or recommended by federal, state, or local governments, employers and others or interruption of clinical trial subject visits, which may impact the collection and integrity of subject data and clinical study endpoints;
- delays or difficulties in initiating or expanding clinical trials, including delays or difficulties with clinical site initiation and recruiting clinical site investigators and clinical site staff;
- delays or difficulties in enrolling and retaining patients in our clinical trials;
- increased rates of patients withdrawing from our clinical trials following enrollment as a result of contracting COVID-19 or other health conditions or being forced to quarantine;
- interruption of, or delays in receiving, supplies of our product candidates from our contract manufacturing organizations due to staffing shortages, production slowdowns, or stoppages and disruptions in materials and reagents;
- diversion of healthcare resources away from the conduct of clinical trials, including the diversion of hospitals serving as our clinical trial sites and hospital staff supporting the conduct of our clinical trials;
- interruption or delays in the operations of the FDA and comparable foreign regulatory agencies;
- changes in regulations as part of a response to the COVID-19 pandemic which may require us to change the ways in which our clinical trials are conducted, which may result in unexpected costs, or to discontinue the clinical trials altogether;
- delays in receiving approval from local regulatory authorities to initiate our planned clinical trials;
- limitations on employee resources that would otherwise be focused on the conduct of our preclinical studies and clinical trials, including because of sickness of employees or their families or the desire of employees to avoid contact with large groups of people;

[Table of Contents](#)

- interruption of, or delays in receiving, supplies of our product candidates from our contract manufacturing organizations due to staffing shortages, production slowdowns or stoppages and disruptions in delivery systems;
- refusal of the FDA or comparable regulatory authorities to accept data from clinical trials in affected geographies; and
- additional delays, difficulties or interruptions as a result of current or future shutdowns due to the COVID-19 pandemic in countries where we or our third-party service providers operate.

The COVID-19 global pandemic continues to rapidly evolve. Although many countries, including certain countries in Europe and the United States, have re-opened, rises in new cases have caused certain countries to re-initiate restrictions. The extent to which the outbreak may affect our preclinical studies, clinical trials, business, financial condition, and results of operations will depend on future developments, which are highly uncertain and cannot be predicted at this time, such as the ultimate geographic spread of the disease, the duration of the outbreak, travel restrictions, and actions to contain the outbreak or treat its impact, such as social distancing and quarantines or lock-downs in the United States and other countries, business closures, or business disruptions and the effectiveness of actions taken in the United States and other countries to contain and treat the disease. Additionally, we are unable to predict if a different pandemic could have similar or different impacts on our business, financial condition, or share price. Future developments in these and other areas present material uncertainty and risk with respect to our clinical trials, business, financial condition, and results of operations.

Our ability to develop our cell engineering platforms and products and our future growth depends on retaining our key personnel and recruiting additional qualified personnel.

Our success depends upon the continued contributions of our key management, scientific, and technical personnel, many of whom have been instrumental for us and have substantial experience with our cell engineering platforms, underlying technologies and related product candidates. Given the specialized nature of our *in vivo* and *ex vivo* cell engineering and the fact that these are novel and emerging fields, there is an inherent scarcity of experienced personnel in these fields. As we continue developing our product candidates in our pipeline, we will require personnel with medical, scientific, or technical qualifications specific to each program. The loss of key managers and senior scientists could delay our research and development activities. Despite our efforts to retain valuable employees, members of our management, scientific, and development teams may terminate their employment with us on short notice. Although we have employment agreements with certain of our key employees, these employment agreements provide for at-will employment, which means that any of our employees could leave our employment at any time, with or without notice. Further, certain of our key employees, including Drs. Fry, Goldman and Murry, retain partial employment at academic institutions; Dr. Goldman currently devotes approximately 60% of his time to the University of Rochester and the University of Copenhagen, Dr. Murry currently devotes approximately 25% to his time to the University of Washington, and Dr. Fry currently devotes approximately 25% of his time to the University of Colorado until August 2021 when Dr. Fry plans to devote 100% of his time to us. These arrangements may expose us to increased potential for these individuals to return to their academic positions full-time or devote less of their attention to us than is optimal, and, potentially, expose us to claims of intellectual property ownership or co-ownership by the respective academic institutions. The competition for qualified personnel in the biotechnology and pharmaceutical industries is intense, and our future success depends upon our ability to attract, retain, and motivate highly skilled scientific, technical, and managerial employees. We face competition for personnel from other companies, universities, public and private research institutions, and other organizations. If our recruitment and retention efforts are unsuccessful in the future, it may be difficult for us to implement our business strategy, which could have a material adverse effect on our business.

In addition, our research and development programs, clinical operations and sales and marketing efforts depend on our ability to attract and retain highly skilled scientists, engineers and sales professionals. Competition for skilled personnel in our market is intense, and we have from time to time experienced, and we expect to

[Table of Contents](#)

continue to experience, difficulty in hiring and retaining employees with appropriate qualifications on acceptable terms, or at all. Many of the companies with which we compete for experienced personnel have greater resources than we do, and any of our employees may terminate their employment with us at any time. If we hire employees from competitors or other companies, their former employers may attempt to assert that these employees or we have breached legal obligations, resulting in a diversion of our time and resources and, potentially, damages. In addition, job candidates and existing employees often consider the value of the stock awards they receive in connection with their employment. If the perceived benefits of our stock awards decline, it may harm our ability to recruit and retain highly skilled employees. If we fail to attract new personnel or fail to retain and motivate our current personnel, our business and future growth prospects would be harmed.

While we believe our pipeline will yield multiple INDs, we may not be able to file INDs to commence clinical trials on the timelines we expect, and even if we are able to, the FDA may not permit us to proceed.

We expect our pipeline to yield multiple INDs beginning as early as 2022, including INDs for our fusosome CAR T product candidates from our *in vivo* cell engineering platform and our allogenic CAR T cell product candidates from our *ex vivo* cell engineering platform. We cannot be sure that submission of an IND will result in the FDA allowing testing and clinical trials to begin, or that, once begun, issues will not arise that suspend or terminate such clinical trials. The manufacturing of our product candidates, including our CAR T *ex vivo* cell engineering product candidates, remains an emerging and evolving field. Accordingly, we expect chemistry, manufacturing and control related topics, including product specifications, will be a focus of IND reviews, which may delay the clearance of INDs. Additionally, even if such regulatory authorities agree with the design and implementation of the clinical trials set forth in an IND or clinical trial application, we cannot guarantee that such regulatory authorities will not change their requirements in the future.

We may not realize the benefits of technologies that we have acquired, or will acquire in the future, or other strategic transactions that we have or will consummate.

Our *in vivo* and *ex vivo* cell engineering technology represents an aggregation of years of innovation and technology from multiple academic institutions and companies, including our fusogen technology acquired from Cobalt, our *ex vivo* cell engineering programs focused on replacing damaged cells in the heart and certain brain disorders acquired from Cytocardia Inc. (Cytocardia) and Oscine Corp. (Oscine), respectively, and hypimmune technology licensed from Harvard and The Regents of the University of California (UCSF), amongst others. Further, a key component of our strategy is to acquire and in-license technologies to support our mission of using engineered cells as medicines. As such, we actively evaluate various strategic transactions on an ongoing basis. We may acquire other businesses, products or technologies, as well as pursue joint ventures or investments in complementary businesses. The success of our strategic transactions and any future strategic transactions depends on the risks and uncertainties involved including:

- unanticipated liabilities related to acquired companies or joint ventures;
- difficulties integrating acquired personnel, technologies, and operations into our existing business;
- retention of key employees;
- diversion of management time and focus from operating our business to management of acquisition and integration efforts, strategic alliances or joint ventures challenges;
- increases in our expenses and reductions in our cash available for operations and other uses;
- disruption in our relationships with collaborators or suppliers as a result of such a transaction;
- possible write-offs or impairment charges relating to acquired businesses or joint ventures; and
- challenges resulting from the COVID-19 pandemic making it more difficult to integrate acquisitions into our business.

[Table of Contents](#)

If any of these risks or uncertainties occur, we may not realize the anticipated benefit of any acquisition or strategic transaction. Additionally, foreign acquisitions and joint ventures are subject to additional risks, including those related to integration of operations across different cultures and languages, currency risks, potentially adverse tax consequences of overseas operations, and the particular economic, political and regulatory risks associated with specific countries.

Future acquisitions or dispositions could result in potentially dilutive issuances of our equity securities, the incurrence of debt, contingent liabilities or amortization expenses or write-offs of goodwill, any of which could harm our financial condition.

We intend to build and operate our own manufacturing facility, which will require significant resources, and we may fail to successfully operate our facility, which could adversely affect our clinical trials and the commercial viability of our product candidates.

The manufacture of biopharmaceutical products is complex and requires significant expertise, including the development of advanced manufacturing techniques and process controls. Manufacturers of *ex vivo* cell engineering products often encounter difficulties in production, particularly in scaling up, scaling out, validating initial production, ensuring the absence of contamination, and ensuring process robustness after initial production. These problems include difficulties with production costs and yields, quality control, including stability of the product, quality assurance testing, operator error, shortages of qualified personnel, as well as compliance with strictly enforced federal, state, and foreign regulations. As a result of the complexities, the cost to manufacture biologics in general, and our cell-based product candidates in particular, is generally higher than traditional small molecule chemical compounds, and the manufacturing process is less reliable and is more difficult to reproduce. The application of new regulatory guidelines or parameters, such as those related to control strategy testing, may also adversely affect our ability to manufacture our product candidates.

A key to our strategy is operating our own manufacturing facility. We are investing early in building world class capabilities in key areas of manufacturing sciences and operations, including development of our *in vivo* and *ex vivo* cell engineering platforms, product characterization, and process analytics from the time candidates are in early research phases. Our investments also include scaled research solutions, scaled infrastructure, and novel technologies to improve efficiency, characterization, and scalability of manufacturing. However, we have limited experience in managing the manufacturing processes necessary for making cell and gene therapies. We cannot be sure that the manufacturing processes employed by us or the technologies that we incorporate for manufacturing will result in viable or scalable yields of *in vivo* and *ex vivo* cell engineering product candidates that will be safe, be effective, and meet market demand. Any commercial manufacturing facilities we build will also require FDA or comparable foreign regulatory authority approval, which we may never obtain. Even if approved, we would be subject to ongoing periodic unannounced inspection by the FDA, the Drug Enforcement Administration, corresponding state agencies, and comparable foreign regulatory authority to ensure strict compliance with current good manufacturing practices (cGMPs), current good tissue practices (cGTPs) and other government regulations. We also may make changes to our manufacturing process at various points during development, and even after commercialization, for various reasons, such as controlling costs, achieving scale, decreasing processing time, increasing manufacturing success rate, or other reasons. Such changes carry the risk that they will not achieve their intended objectives, and any of these changes could cause our product candidates to perform differently and affect the results of our ongoing clinical trials, future clinical trials, or the performance of the product, once commercialized. In some circumstances, changes in the manufacturing process may require us to perform comparability studies and to collect additional data from patients prior to undertaking more advanced clinical trials. For instance, changes in our process during the course of clinical development may require us to show the comparability of the product used in earlier clinical phases or at earlier portions of a trial to the product used in later clinical phases or later portions of the trial. We may also make further changes to our manufacturing process before or after commercialization, and such changes may require us to show the comparability of the resulting product to the product used in the clinical trials using earlier processes. We may be required to collect additional clinical data from any modified process prior to obtaining marketing approval for

[Table of Contents](#)

the product candidate produced with such modified process. If clinical data are not ultimately comparable to that seen in the earlier trials in terms of safety or efficacy, we may be required to make further changes to our process and/or undertake additional clinical testing, either of which could significantly delay the clinical development or commercialization of the associated product candidate.

Furthermore, if contaminants are discovered in our supply of product candidates or in the manufacturing facilities, such supply may have to be discarded and our manufacturing facilities may need to be closed for an extended period of time to investigate and remedy the contamination. We cannot assure you that any stability or other issues relating to the manufacture of our product candidates will not occur in the future. We may not be able to manufacture our product candidates as a result of not meeting regulatory requirements and may not be able to scale up or scale out our manufacturing to meet market demand.

We may expend our limited resources to pursue a particular product candidate or indication and fail to capitalize on product candidates or indications that may be more profitable or for which there is a greater likelihood of success.

Because we have limited financial and managerial resources, we focus on research programs, therapeutic platforms, and product candidates that we identify for specific indications. Additionally, we have contractual commitments under our collaboration agreements to use commercially reasonable efforts to develop certain programs and, thus, do not have unilateral discretion to vary from such agreed to efforts. In addition, we have contractual commitments to conduct certain development plans, and thus may not have discretion to modify such development plans, including clinical trial designs, without agreement from our collaboration partners. As a result, we may forego or delay pursuit of opportunities with other therapeutic platforms or product candidates or for other indications that later prove to have greater commercial potential. Our resource allocation decisions may cause us to fail to capitalize on viable commercial products or profitable market opportunities. Our spending on current and future research and development programs, therapeutic platforms, and product candidates for specific indications may not yield any commercially viable products. If we do not accurately evaluate the commercial potential or target market for a particular product candidate, we may relinquish valuable rights to that product candidate through collaboration, licensing, or other royalty arrangements in cases in which it would have been more advantageous for us to retain sole development and commercialization rights.

The use of human stem cells exposes us to a number of risks in the development of our human stem cell derived products, including restrictions on the use of human stem cells, as well as ethical, legal and social implications of research on the use of stem cells, any of which could prevent us from completing the development or gaining acceptance for commercially viable products derived from human stem cells.

We use human stem cells in our research and development, including embryonic stem cells (ESCs), and one or more of our *ex vivo* cell engineering product candidates may be derived from human stem cells. The use of such cells in our research, or as starting cell lines in the manufacture of one or more of our product candidates, exposes us to a number of risks. These risks include securing sufficient and viable stem cells as starting material, potential difficulties in recruiting patients for our trials, as well as managing a multitude of legal and regulatory restrictions on the sourcing and use of these cells. In particular, in some states, use of embryonic tissue as a source of stem cells is prohibited and many research institutions have adopted policies regarding the ethical use of human embryonic tissue. If these policies or restrictions have the effect of limiting the scope of research conducted using our stem cells, our ability to develop our *ex vivo* cell engineering product candidates may be impaired and could have an adverse material effect on our business. Further, the use of stem cells, and particularly embryonic stem cells, has social, legal and ethical implications. Certain political and religious groups continue to voice opposition to the use of human stem cells in drug research, development, and manufacture. Adverse publicity due to ethical and social controversies surrounding the use of stem cells could lead to negative public opinion, difficulties enrolling patients in our clinical trials, increased regulation and stricter policies regarding the use of such cells, which could harm our business and may limit market acceptance of our product candidates. In addition, clinical experience with stem cells, including induced pluripotent stem cells (iPSCs) and ESCs, is limited. We are not aware of any products that utilize iPSCs or ESCs as a starting material that have

received marketing approval from the FDA or a comparable foreign regulatory body. Therefore, we may experience unexpected side effects or unexpected regulatory delays during clinical trials, prior to approval, or after regulatory approval if an approval were to occur. Furthermore, our *ex vivo* stem cell-derived products will rely on starting materials donated by human sources. If the consent, authorization or process for the donation of those materials is not obtained or conducted in accordance with applicable legal, ethical or regulatory requirements, we could face delays in the clinical testing and approval of these products, or, potentially, we could face claims by such human sources which could expose us to damages.

Negative public opinion and increased regulatory scrutiny of research and therapies involving gene editing or other in vivo or ex vivo cell engineering technologies may damage public perception of our product candidates or adversely affect our ability to conduct our business or obtain regulatory approvals for our product candidates.

Certain aspects of our cell engineering platforms rely on the ability to edit genes. Public perception may be influenced by claims that gene editing is unsafe, and products incorporating gene editing may not gain the acceptance of the public or the medical community. In particular, our success will depend upon physicians specializing in our targeted diseases prescribing our product candidates as treatments in lieu of, or in addition to, existing, more familiar, treatments for which greater clinical data may be available. Any increase in negative perceptions of gene editing may result in fewer physicians prescribing our treatments or may reduce the willingness of patients to utilize our treatments or participate in clinical trials for our product candidates. In addition, given the novel nature of *in vivo* and *ex vivo* cell engineering technologies, governments may place import, export or other restrictions in order to retain control or limit the use of the technologies. Increased negative public opinion or more restrictive government regulations either in the United States or internationally, would have a negative effect on our business or financial condition and may delay or impair the development and commercialization of our product candidates or demand for such product candidates.

Risks Related to the Development and Clinical Testing of Our Product Candidates

Results of preclinical studies of any product candidates may not be predictive of the results of future preclinical studies or clinical trials.

To obtain the requisite regulatory approvals to market and sell any of our product candidates, we or any collaborator for such product candidate must demonstrate through extensive preclinical studies and clinical trials that the product candidate is safe, pure, and potent in humans. Before an IND can be submitted to the FDA and become effective, which is a prerequisite for conducting clinical trials on human subjects, a product candidate must successfully progress through extensive preclinical studies, which include preclinical laboratory testing, animal studies, and formulation studies in accordance with good laboratory practices (GLP).

Success in preclinical studies does not ensure that later preclinical studies or clinical trials will be successful. A number of companies in the biotechnology and pharmaceutical industries have suffered significant setbacks in clinical trials, even after positive results in earlier preclinical studies. These setbacks have been caused by, among other things, preclinical findings made while clinical trials were underway and safety or efficacy observations made in clinical trials, including previously unreported adverse events. The design of a clinical trial can determine whether its results will support approval of a product, and flaws in the design of a clinical trial may not become apparent until the clinical trial is well advanced. In addition, preclinical and clinical data are often susceptible to varying interpretations and analyses. Notwithstanding any potential promising results in earlier studies, we cannot be certain that we will not face similar setbacks. In addition, the results of our preclinical animal studies, including our non-human primate studies, may not be predictive of the results of outcomes in subsequent clinical trials on human subjects. Product candidates in clinical trials may fail to show the desired pharmacological properties or safety and efficacy traits despite having progressed through preclinical studies.

If we fail to receive positive results in preclinical studies or clinical trials of any product candidate, the development timeline and regulatory approval and commercialization prospects for that product candidate, and, correspondingly, our business and financial prospects, would be negatively impacted.

[Table of Contents](#)

All of our product candidates are in preclinical development and have not commenced clinical development. Preclinical and clinical drug development is a lengthy and expensive process with uncertain timelines and uncertain outcomes. If preclinical studies or clinical trials of a product candidate are prolonged or delayed, we may be unable to obtain required regulatory approvals, and therefore be unable to commercialize our product candidates on a timely basis or at all.

Preclinical studies and clinical testing are expensive and can take many years to complete, and their outcomes are inherently uncertain. Failure can occur at any time during this process. Product candidates in later stages of clinical trials may fail to produce the same results or to show the desired safety and efficacy traits despite having progressed through preclinical studies and initial clinical trials. Our future clinical trial results may not be successful.

Additionally, some of our trials, may be open-label trials in which both the patient and investigator know whether the patient is receiving the investigational product candidate or an existing approved therapy. Open-label clinical trials are subject to various limitations that may exaggerate any therapeutic effect, as patients in open-label clinical trials are aware when they are receiving treatment. In addition, open-label clinical trials may be subject to an “investigator bias” where those assessing and reviewing the physiological outcomes of the clinical trials are aware of which patients have received treatment and may interpret the information of the treated group more favorably given this knowledge. Therefore, it is possible that positive results observed in open-label trials will not be replicated in later placebo-controlled trials.

To date, we have not commenced any clinical trials required for the approval of a product candidate. We do not know whether planned clinical trials will begin on time, need to be redesigned, enroll patients on time, or be completed on schedule, if at all. Clinical trials can be delayed, suspended, or terminated for a variety of reasons, including the following:

- delays in or failure to obtain regulatory authorization to commence a trial;
- delays in or failure to obtain institutional review board, or IRB, approval at each site;
- delays in or failure to reach agreement on acceptable terms with prospective CROs and clinical trial sites, the terms of which can be subject to extensive negotiation and may vary significantly among different CROs and trial sites;
- difficulty in recruiting clinical trial investigators of appropriate competencies and experience;
- lack of sufficient availability of donor material suitable from eligible and qualified donors for certain of our product candidates for the manufacture of product candidates from our *ex vivo* cell engineering platform;
- delays in establishing the appropriate dosage levels in clinical trials;
- delays in or failure to recruit and enroll suitable patients to participate in a trial, particularly considering study inclusion and exclusion criteria and patients’ prior lines of therapy and treatment;
- the difficulty in certain countries in identifying the sub-populations that we are trying to treat in a particular trial, which may delay enrollment and reduce the power of a clinical trial to detect statistically significant results;
- lower than anticipated retention rates of patients in clinical trials;
- failure to have patients complete a trial or return for post-treatment follow-up;
- clinical sites deviating from trial protocol or dropping out of a trial;
- delays adding new investigators or clinical trial sites;
- safety or tolerability concerns could cause us or governmental authorities, as applicable, to suspend or terminate a trial if it is found that the participants are being exposed to unacceptable health risks,

[Table of Contents](#)

undesirable side effects, or other unfavorable characteristics of the product candidate, or if such undesirable effects or risks are found to be caused by a chemically or mechanistically similar therapeutic or therapeutic candidate;

- our third-party research contractors failing to comply with regulatory requirements or meet their contractual obligations to us in a timely manner, or at all;
- changes in regulatory requirements, policies, and guidelines;
- manufacturing sufficient quantities of a product candidate for use in clinical trials;
- the quality or stability of a product candidate falling below acceptable standards;
- changes in the treatment landscape for our target indications that may make our product candidates no longer relevant;
- third-party actions claiming infringement by our product candidates in clinical trials outside the United States and obtaining injunctions interfering with our progress; and
- business interruptions resulting from geo-political actions, including war and terrorism, natural disasters including earthquakes, typhoons, floods, and fires, or disease, including the COVID-19 pandemic.

In addition, disruptions caused by the COVID-19 pandemic may increase the likelihood that we encounter such difficulties or delays in initiating, enrolling, conducting, or completing our planned clinical trials. Moreover, while we plan to submit INDs for our potential product candidates, we may not be able to file such INDs on the timeline we expect. For example, we may experience manufacturing delays or other delays with IND-enabling preclinical studies. Moreover, we cannot be sure that submission of an IND will result in the FDA allowing clinical trials to begin, or that, once begun, issues will not arise that suspend or terminate clinical trials. Additionally, even if such regulatory authorities agree with the design and implementation of the clinical trials set forth in an IND, we cannot guarantee that such regulatory authorities will not change their requirements in the future. These considerations also apply to new clinical trials we may submit as amendments to existing INDs.

Clinical trials must be conducted in accordance with the FDA and comparable foreign regulatory authorities' legal requirements, regulations or guidelines, and are subject to oversight by these governmental agencies and IRBs or Ethics Committees at the medical institutions where the clinical trials are conducted. We could encounter delays if a clinical trial is suspended or terminated by us, by the IRBs or Ethics Committees of the institutions in which such trials are being conducted, by the Data Review Committee or Data Safety Monitoring Board for such trial or by the FDA, or comparable foreign regulatory authorities. Such authorities may impose such a suspension or termination due to a number of factors, including failure to conduct the clinical trial in accordance with regulatory requirements or our clinical protocols, inspection of the clinical trial operations or trial site by the FDA or comparable foreign regulatory authorities resulting in the imposition of a clinical hold, unforeseen safety issues or adverse side effects, failure to demonstrate a benefit from using a drug, changes in governmental regulations or administrative actions, or lack of adequate funding to continue the clinical trial. If we experience delays in the completion of, or termination of, any clinical trial of our product candidates, the commercial prospects of our product candidates will be harmed, and our ability to generate product revenues from any of these product candidates will be delayed. In addition, any delays in completing our clinical trials will increase our costs, slow down our product candidate development and approval process, and jeopardize our ability to commence product sales and generate revenues. Significant clinical trial delays could also allow our competitors to bring products to market before we do or shorten any periods during which we have the exclusive right to commercialize our product candidates and impair our ability to commercialize our product candidates and may harm our business and results of operations.

In addition, clinical trials must be conducted with supplies of our product candidates produced under cGMP and, if applicable, cGTP requirements and other regulations. Furthermore, we rely on CROs and clinical trial

sites to ensure the proper and timely conduct of our clinical trials and while we have agreements governing their committed activities, we have limited influence over their actual performance. We depend on medical institutions and CROs to conduct our clinical trials in compliance with good clinical practice (GCP) requirements. To the extent the CROs fail to enroll participants for our clinical trials, fail to conduct the study in accordance with GCP, or are delayed for a significant time in the execution of trials, including achieving full enrollment, we may be affected by increased costs, program delays, or both, which may harm our business. In addition, clinical trials that are conducted in countries outside the United States may subject us to further delays and expenses as a result of increased shipment and distribution costs, additional regulatory requirements, and the engagement of non-U.S. CROs, as well as expose us to risks associated with clinical investigators who are unknown to the FDA, and different standards of diagnosis, screening, and medical care.

Our clinical trials may fail to demonstrate substantial evidence of the safety and efficacy of our product candidates or any future product candidates, which would prevent or delay or limit the scope of regulatory approval and commercialization.

To obtain the requisite regulatory approvals to market and sell any of our product candidates and any other future product candidates, we must demonstrate through clinical trials that our product candidates are safe and effective for use in each targeted indication. Clinical testing is expensive and can take many years to complete, and its outcome is inherently uncertain. Failure can occur at any time during the clinical development process. Most product candidates that begin clinical trials are never approved by regulatory authorities for commercialization. We may be unable to establish clinical endpoints that applicable regulatory authorities would consider clinically meaningful, and a clinical trial can fail at any stage of testing.

Further, the process of obtaining regulatory approval is expensive, often takes many years following the commencement of clinical trials, and can vary substantially based upon the type, complexity, and novelty of the product candidates involved, as well as the target indications, patient population, and regulatory agency. Prior to obtaining approval to commercialize our product candidates and any future product candidates in the United States or abroad, we or our potential future collaborators must demonstrate with substantial evidence from adequate and well-controlled clinical trials, and to the satisfaction of the FDA or comparable foreign regulatory authorities, that such product candidates are safe and effective for their intended uses.

Clinical trials that we conduct may not demonstrate the efficacy and safety necessary to obtain regulatory approval to market our product candidates. In some instances, there can be significant variability in safety or efficacy results between different clinical trials of the same product candidate due to numerous factors, including changes in trial procedures set forth in protocols, differences in the size and type of the patient populations, changes in and adherence to the clinical trial protocols, and the rate of dropout among clinical trial participants. If the results of our ongoing or future clinical trials are inconclusive with respect to the efficacy of our product candidates, if we do not meet the clinical endpoints with statistical and clinically meaningful significance, or if there are safety concerns associated with our product candidates, we may be delayed in obtaining marketing approval, if at all. Additionally, any safety concerns observed in any one of our clinical trials in our targeted indications could limit the prospects for regulatory approval of our product candidates in those and other indications.

Even if the trials are successfully completed, clinical data are often susceptible to varying interpretations and analyses, and we cannot guarantee that the FDA or comparable foreign regulatory authorities will interpret the results as we do, and more trials could be required before we submit our product candidates for approval. We cannot guarantee that the FDA or comparable foreign regulatory authorities will view our product candidates as having efficacy even if positive results are observed in clinical trials. The FDA or comparable foreign regulatory authorities may not agree with our manufacturing strategy or find comparability between our clinical trial product candidates and proposed commercial product candidates even if positive results are observed in clinical trials, which may result in regulatory delays or a need to perform additional clinical studies. Moreover, results acceptable to support approval in one jurisdiction may be deemed inadequate by another regulatory authority to

support regulatory approval in that other jurisdiction. To the extent that the results of the trials are not satisfactory to the FDA or comparable foreign regulatory authorities for support of a marketing application, approval of our product candidates and any future product candidates may be significantly delayed, or we may be required to expend significant additional resources, which may not be available to us, to conduct additional trials in support of potential approval of our product candidates. Even if regulatory approval is secured for a product candidate, the terms of such approval may limit the scope and use of the specific product candidate, which may also limit its commercial potential.

Interim, topline, or preliminary data from our clinical trials that we announce or publish from time to time may change as more patient data becomes available or as we make changes to our manufacturing processes and are subject to audit and verification procedures that could result in material changes in the final data.

From time to time, we may publicly disclose interim, topline, or preliminary data from our preclinical studies and clinical trials, which is based on a preliminary analysis of then-available data, and the results and related findings and conclusions are subject to change following a more comprehensive review of the data related to the particular study or trial. We also make assumptions, estimations, calculations, and conclusions as part of our analyses of data, and we may not have received or had the opportunity to fully and carefully evaluate all data. Further, modifications or improvements to our manufacturing processes for a therapy may result in changes to the characteristics or behavior of the product candidate that could cause our product candidates to perform differently and affect the results of our ongoing clinical trials. As a result, the topline results that we report may differ from future results of the same studies, or different conclusions or considerations may qualify such results, once additional data have been received and fully evaluated. Topline data also remain subject to audit and verification procedures that may result in the final data being materially different from the preliminary data we previously published. As a result, topline data should be viewed with caution until the final data are available.

From time to time, we may also disclose preliminary or interim data from our preclinical studies and clinical trials. Preliminary or interim data from clinical trials are subject to the risk that one or more of the clinical outcomes may materially change as patient enrollment continues and more patient data become available. Adverse differences between preliminary or interim data and final data could significantly harm our business prospects. Additionally, disclosure of preliminary or interim data by us or by our competitors could result in volatility in the price of our common stock.

Further, others, including regulatory agencies, may not accept or agree with our assumptions, estimates, calculations, conclusions, or analyses or may interpret or weigh the importance of data differently, which could impact the value of the particular program, the approvability or commercialization of the particular product candidate, and our company in general. If the interim, topline, or preliminary data that we report differ from actual results, or if others, including regulatory authorities, disagree with the conclusions reached, our ability to obtain approval for, and commercialize, any of our potential product candidates may be harmed, which could harm our business, operating results, prospects, or financial condition.

Our product candidates may have serious adverse, undesirable, or unacceptable side effects or other properties that may delay or prevent marketing approval. If such side effects are identified following approval, if any, the commercial profile of any approved label may be limited, or we may be subject to other significant negative consequences following marketing approval, if any.

Undesirable side effects that may be caused by our product candidates could cause us or regulatory authorities to interrupt, delay, or halt clinical trials and could result in a more restrictive label or the delay or denial of regulatory approval by the FDA or comparable foreign authorities. We have not commenced clinical trials for any of our product candidates, and we do not have any clinical data to fully anticipate side effects. Accordingly, we may experience unexpected side effects and/or higher levels of known side effects in clinical trials, including adverse events known in the classes of therapeutics. These include the potential for, among others, infusion reaction, cytokine release syndrome (CRS), graft-versus-host disease (GvHD), neurotoxicities and certain cancers.

[Table of Contents](#)

Results of our clinical trials could reveal a high and unacceptable severity and prevalence of these or other side effects. In such an event, our clinical trials could be suspended or terminated and the FDA or comparable foreign regulatory authorities could order us to cease further development of or deny approval of our product candidates for any or all targeted indications. The drug-related side effects could affect patient recruitment or the ability of enrolled patients to complete the clinical trial or result in potential product liability claims. Any of these occurrences may harm our business, financial condition, and prospects significantly.

Further, clinical trials by their nature utilize a sample of the potential patient population. With a limited number of patients and limited duration of exposure, rare and severe side effects of our product candidates may only be uncovered with a significantly larger number of patients exposed to the product candidate.

In the event that any of our product candidates receives marketing approval and we or others later identify undesirable or unacceptable side effects caused by such products, a number of potentially significant negative consequences could result, including:

- regulatory authorities may withdraw or limit approvals of such products and require us to take our approved product off the market;
- regulatory authorities may require the addition of labeling statements, specific warnings, a contraindication or field alerts to physicians and pharmacies, or issue other communications containing warnings or other safety information about the product;
- regulatory authorities may require a medication guide outlining the risks of such side effects for distribution to patients, or that we implement a risk evaluation and mitigation strategy, or REMS, plan to ensure that the benefits of the product outweigh its risks;
- we may be required to change the dose or the way the product is administered, conduct additional clinical trials, or change the labeling of the product;
- we may be subject to limitations on how we may promote or manufacture the product;
- sales of the product may decrease significantly;
- we may be subject to litigation or product liability claims; and
- our reputation may suffer.

Any of these events could prevent us or our potential future partners from achieving or maintaining market acceptance of the affected product or could substantially increase commercialization costs and expenses, which in turn could delay or prevent us from generating significant revenue from the sale of any products.

The manufacture of our product candidates is complex. Our third-party manufacturers may encounter difficulties in production, which could delay or entirely halt their ability to supply our product candidates for clinical trials or, if approved, for commercial sale.

Our product candidates are considered to be biologics and the process of manufacturing biologics is complex and requires significant expertise and capital investment, including the development of advanced manufacturing techniques and process controls. We do not yet own or operate any cGMP manufacturing facilities. We rely, and expect for some period of time to continue to rely, on third-party contract development and manufacturing organizations for the manufacture of our product candidates for preclinical and clinical testing. To date, we and our contract manufacturers have limited experience in the manufacturing of cGMP batches of our product candidates. Our contract manufacturers must comply with cGMPs, regulations, and guidelines for the manufacturing of biologics used in clinical trials and, if approved, marketed products. To date, we have not scaled the manufacturing process for later-stage clinical trials and commercialization. Larger scale manufacturing will require the development of new processes, including for the removal of impurities that are a normal byproduct of the manufacturing process. The nature of our product candidates requires the development

[Table of Contents](#)

of novel manufacturing processes and analytical technologies, which could cause delays in the scaling of manufacturing, as well as greater costs that could negatively impact the financial viability of our product candidates. We cannot be sure that the manufacturing processes employed by our third-party manufacturers or the technologies that our third-party manufacturers incorporate for manufacturing will result in viable or scalable yields of *in vivo* and *ex vivo* cell engineering product candidates that will be safe, be effective, and meet market demand.

The process of manufacturing our biologic product candidates is extremely susceptible to product loss due to contamination, equipment failure, or improper installation or operation of equipment, vendor or operator error, inconsistency in yields, variability in product characteristics, and difficulties in scaling the production process. Even minor deviations from normal manufacturing processes could result in reduced production yields, product defects, and other supply disruptions. If microbial, viral, or other contaminations are discovered in our product candidates or in the manufacturing facilities in which our product candidates are made, this could lead to withdrawal of our products from clinical trials and the market, and such manufacturing facilities may need to be closed for an extended period of time to investigate and remedy the contamination. Moreover, if the FDA or comparable foreign regulatory authorities determine that our third-party manufacturers are not in compliance with laws and regulations, including those governing cGMPs, the FDA or comparable foreign regulatory authority may not approve a Biologics License Application (BLA), marketing authorisation application (MAA), or comparable authorization until the deficiencies are corrected or we replace the manufacturer in our applications with a manufacturer that is in compliance. Third-party manufacturers may not be able to manufacture our product candidates as a result of not meeting regulatory requirements.

Any adverse developments affecting manufacturing operations for our product candidates, if any are approved, may result in shipment delays, inventory shortages, lot failures, product withdrawals or recalls, or other interruptions in the supply of our products. We may also have to take inventory write-offs and incur other charges and expenses for products that fail to meet specifications as a result of defects or storage over an extended period of time, undertake costly remediation efforts, or seek more costly manufacturing alternatives. As part of our process development efforts, we also may make changes to our manufacturing processes at various points during development, for various reasons, such as controlling costs, achieving scale, decreasing processing time, increasing manufacturing success rate, or other reasons. Such changes carry the risk that they will not achieve their intended objectives, and any of these changes could cause our product candidates to perform differently and affect the results of our ongoing clinical trials or future clinical trials. In some circumstances, changes in the manufacturing process may require us to perform comparability studies and to collect additional data from patients prior to undertaking more advanced clinical trials.

We are exposed to a number of risks related to our supply chain for the materials required to manufacture our product candidates.

Manufacturing our product candidates is highly complex and requires sourcing specialty materials. Many of the risks associated with the complexity of manufacturing our final products are applicable to the manufacture and supply of the raw materials. In particular, these starting materials are subject to inconsistency in yields, variability in characteristics, contamination, difficulties in scaling the production process and defects. Similar minor deviations in the manufacturing process for these starting materials could result in supply disruption and reduced production yields for our final product. In addition, we rely on third parties for the supply of these materials exposing us to similar risks of reliance on third parties as described above with respect to the manufacturing and supply of our drug products.

Our manufacturing processes requires many reagents, which are drug substance intermediates used in our manufacturing processes to bring about chemical or biological reactions, and other specialty materials and equipment, some of which are manufactured or supplied by small companies with limited resources and experience to support commercial biologics production. We currently depend on a limited number of vendors for certain materials and equipment used in the manufacture of our product candidates. Some of these suppliers may not have the capacity to support commercial products manufactured under cGMP by biopharmaceutical firms or

[Table of Contents](#)

may otherwise be ill-equipped to support our needs. Reagents and other key materials from these suppliers may have inconsistent attributes and introduce variability into our manufactured product candidates, which may contribute to variable patient outcomes and possible adverse events. We also do not have supply contracts with many of these suppliers and may not be able to obtain supply contracts with them on acceptable terms or at all. Accordingly, we may experience delays in receiving key materials and equipment to support clinical or commercial manufacturing.

For some of these reagents, equipment, and materials, we rely and may in the future rely on sole source vendors or a limited number of vendors. An inability to continue to source product from any of these suppliers, which could be due to regulatory actions or requirements affecting the supplier, adverse financial or other strategic developments experienced by a supplier, labor disputes or shortages, unexpected demands, or quality issues, could adversely affect our ability to satisfy demand for our product candidates, which could adversely and materially affect our product sales and operating results or our ability to conduct clinical trials, either of which could significantly harm our business.

As we continue to develop and scale our manufacturing process, we expect that we will need to obtain rights to and supplies of certain materials and equipment to be used as part of that process. We may not be able to obtain rights to such materials on commercially reasonable terms, or at all, and if we are unable to alter our process in a commercially viable manner to avoid the use of such materials or find a suitable substitute, it would have a material adverse effect on our business. Even if we are able to alter our process so as to use other materials or equipment, such a change may lead to a delay in our clinical development and/or commercialization plans. If such a change occurs for product candidate that is already in clinical testing, the change may require us to perform both comparability studies and to collect additional data from patients prior to undertaking more advanced clinical trials.

We will depend on enrollment and retention of patients in our clinical trials for our product candidates. If we experience delays or difficulties enrolling or retaining patients in our clinical trials, our research and development efforts and business, financial condition, and results of operations could be materially adversely affected.

Successful and timely completion of clinical trials will require that we enroll and retain a sufficient number of patient candidates. Any clinical trials we conduct may be subject to delays for a variety of reasons, including as a result of patient enrollment taking longer than anticipated, patient withdrawal, or adverse events. These types of developments could cause us to delay the trial or halt further development.

Our clinical trials will compete with other clinical trials that are in the same therapeutic areas as our product candidates, and this competition reduces the number and types of patients available to us, as some patients who might have opted to enroll in our trials may instead opt to enroll in a trial being conducted by one of our competitors. Moreover, enrolling patients in clinical trials for diseases in which there is an approved standard of care is challenging, as patients will first receive the applicable standard of care. Many patients who respond positively to the standard of care do not enroll in clinical trials. This may limit the number of eligible patients able to enroll in our clinical trials who have the potential to benefit from our product candidates and could extend development timelines or increase costs for these programs. Patients who fail to respond positively to the standard of care treatment will be eligible for clinical trials of unapproved drug candidates. However, these prior treatment regimens may render our therapies less effective in clinical trials.

Because the number of qualified clinical investigators and clinical trial sites is limited, we expect to conduct some of our clinical trials at the same clinical trial sites that some of our competitors use, which will reduce the number of patients who are available for our clinical trials at such clinical trial sites.

Patient enrollment depends on many factors, including:

- the size and nature of the patient population;

Table of Contents

- the severity of the disease under investigation;
- eligibility criteria for the trial;
- the proximity of patients to clinical sites;
- the design of the clinical protocol;
- the ability to obtain and maintain patient consents;
- perceived risks and benefits of the product candidate under evaluation, including any perceived risks associated with iPSC-derived product candidates;
- the ability to recruit clinical trial investigators with the appropriate competencies and experience;
- the risk that patients enrolled in clinical trials will drop out of the trials before the administration of our product candidates or trial completion;
- the availability of competing clinical trials;
- the availability of such patients during the COVID-19 pandemic;
- the availability of new drugs approved for the indication the clinical trial is investigating; and
- clinicians' and patients' perceptions as to the potential advantages of the drug being studied in relation to other available therapies.

These factors may make it difficult for us to enroll enough patients to complete our clinical trials in a timely and cost-effective manner. Delays in the completion of any clinical trial of our product candidates will increase our costs, slow down our product candidate development and approval process, and delay or potentially jeopardize our ability to commence product sales and generate revenue. In addition, some of the factors that cause, or lead to, a delay in the commencement or completion of clinical trials may also ultimately lead to the denial of regulatory approval of our product candidates.

We may become exposed to costly and damaging liability claims, either when testing our product candidates in the clinic or at the commercial stage, and our product liability insurance may not cover all damages from such claims.

We are exposed to potential product liability and professional indemnity risks that are inherent in the research, development, manufacturing, marketing, and use of pharmaceutical products. While we currently have no products that have commenced clinical trials or been approved for commercial sale, the future use of product candidates by us in clinical trials, and the sale of any approved products in the future, may expose us to liability claims. These claims might be made by patients that use the product, healthcare providers, pharmaceutical companies, or others selling such products. Any claims against us, regardless of their merit, could be difficult and costly to defend and could materially adversely affect the market for our product candidates or any prospects for commercialization of our product candidates.

Although the clinical trial process is designed to identify and assess potential side effects, it is always possible that a drug, even after regulatory approval, may exhibit unforeseen side effects. If any of our product candidates were to cause adverse side effects during clinical trials or after approval of the product candidate, we may be exposed to substantial liabilities. Physicians and patients may not comply with any warnings that identify known potential adverse effects and patients who should not use our product candidates.

Even successful defense against product liability claims would require significant financial and management resources. Regardless of the merits or eventual outcome, liability claims may result in: decreased demand for our product candidates; injury to our reputation; withdrawal of clinical trial participants; initiation of investigations by regulators; costs to defend the related litigation; a diversion of management's time and our resources;

[Table of Contents](#)

substantial monetary awards to trial participants or patients; product recalls, withdrawals or labeling, marketing or promotional restrictions; loss of revenue; exhaustion of any available insurance and our capital resources; the inability to commercialize any product candidate; and a decline in our share price.

Although we maintain adequate product liability insurance for our product candidates, it is possible that our liabilities could exceed our insurance coverage. We intend to expand our insurance coverage to include the sale of commercial products if we obtain marketing approval for any of our product candidates. However, we may be unable to maintain insurance coverage at a reasonable cost or obtain insurance coverage that will be adequate to satisfy any liability that may arise. If a successful product liability claim or series of claims is brought against us for uninsured liabilities or in excess of insured liabilities, our assets may not be sufficient to cover such claims, and our business operations could be impaired.

Risks Related to Our Regulatory Environment

The development and commercialization of biopharmaceutical products is subject to extensive regulation, and the regulatory approval processes of the FDA and comparable foreign authorities are lengthy, time-consuming, and inherently unpredictable. If we are ultimately unable to obtain regulatory approval for our product candidates on a timely basis if at all, our business will be substantially harmed.

The clinical development, manufacturing, labeling, packaging, storage, recordkeeping, advertising, promotion, export, import, marketing, distribution, adverse event reporting, including the submission of safety and other post-marketing information and reports, and other possible activities relating to our product candidates are subject to extensive regulation. In the United States, marketing approval of biologics requires the submission of a BLA to the FDA, and we are not permitted to market any product candidate in the United States until we obtain approval from the FDA of the BLA for that product candidate. A BLA must be supported by extensive clinical and preclinical data, as well as extensive information regarding pharmacology, chemistry, manufacturing, and controls. Outside the United States, many comparable foreign regulatory authorities employ similar approval processes.

We have not previously submitted a BLA to the FDA or similar regulatory approval filings to comparable foreign authorities, for any product candidate, and we cannot be certain that any of our product candidates will receive regulatory approval. We are not permitted to market our product candidates in the United States or in other countries until we receive approval of a BLA from the FDA or marketing approval from applicable regulatory authorities outside the United States. Obtaining approval of a BLA can be a lengthy, expensive, and uncertain process, and as a company we have no experience with the preparation of a BLA submission or any other application for marketing approval. Further, the FDA has not yet granted approval for a therapeutics derived from stem cells, which we believe may increase the complexity, uncertainty and length of the regulatory approval process for certain of our product candidates derived from our *ex vivo* cell engineering platform. In addition, the FDA has the authority to require a risk evaluation and mitigation strategies, or REMS, plan as part of a BLA or after approval, which may impose further requirements or restrictions on the distribution or use of an approved biologic, such as limiting prescribing to certain physicians or medical centers that have undergone specialized training, limiting treatment to patients who meet certain safe-use criteria and requiring treated patients to enroll in a registry.

Our product candidates could fail to receive regulatory approval for many reasons, including the following:

- the FDA or comparable foreign regulatory authorities may disagree with the design or implementation of our clinical trials;
- we may be unable to demonstrate to the satisfaction of the FDA or comparable foreign regulatory authorities that a product candidate is safe and effective for its proposed indication;
- the results of clinical trials may not meet the level of statistical significance required by the FDA or comparable foreign regulatory authorities for approval;

[Table of Contents](#)

- we may be unable to demonstrate that a product candidate's clinical and other benefits outweigh its safety risks;
- the FDA or comparable foreign regulatory authorities may disagree with our interpretation of data from preclinical studies or clinical trials;
- the data collected from clinical trials of our product candidates may not be sufficient to support the submission of a BLA or other submission or to obtain regulatory approval in the United States or elsewhere, or regulatory authorities may not accept a submission due to, among other reasons, the content or formatting of the submission;
- the FDA or comparable foreign regulatory authorities may fail to approve our manufacturing processes or facilities or those of third-party manufacturers with which we contract for clinical and commercial supplies; and
- the approval policies or regulations of the FDA or comparable foreign regulatory authorities may significantly change in a manner rendering our clinical data insufficient for approval.

This lengthy approval process, as well as the unpredictability of future clinical trial results, may result in our failing to obtain regulatory approval to market any of our product candidates, which would significantly harm our business, results of operations, and prospects. The FDA and comparable foreign regulatory authorities have substantial discretion in the approval process, and determining when or whether regulatory approval will be obtained for any of our product candidates. For example, regulatory authorities in various jurisdictions have in the past had, and may in the future have, differing requirements for, interpretations of and opinions on our preclinical and clinical data. As a result, we may be required to conduct additional preclinical studies, alter our proposed clinical trial designs, or conduct additional clinical trials to satisfy the regulatory authorities in each of the jurisdictions in which we hope to conduct clinical trials and develop and market our products, if approved. Further, even if we believe the data collected from clinical trials of our product candidates are promising, such data may not be sufficient to support approval by the FDA or any comparable foreign regulatory authority.

In addition, even if we were to obtain approval, regulatory authorities may approve any of our product candidates for fewer or more limited indications than we request, may not approve the price we intend to charge for our products, may grant approval contingent on the performance of costly post-marketing clinical trials, or may approve a product candidate with a label that does not include the labeling claims necessary or desirable for the successful commercialization of that product candidate. Notably, to date, the FDA has required that any patient receiving a gene therapy be followed for 15 years post-treatment. This post-treatment follow-up increases the cost and complexity of commercializing gene therapy products. Any of the foregoing scenarios could materially harm the commercial prospects for our product candidates.

Even if our product candidates obtain regulatory approval, we will be subject to ongoing obligations and continued regulatory review, which may result in significant additional expense. Additionally, our product candidates, if approved, could be subject to labeling and other restrictions and market withdrawal and we may be subject to penalties if we fail to comply with regulatory requirements or experience unanticipated problems with our products.

If the FDA or a comparable foreign regulatory authority approves any of our product candidates, the manufacturing processes, testing, labeling, packaging, distribution, import, export, adverse event reporting, storage, advertising, promotion, and recordkeeping for the product will be subject to extensive and ongoing regulatory requirements. These requirements include submissions of safety and other post-marketing information and reports, registration, as well as continued compliance with cGMPs and GCPs for any clinical trials that we conduct post-approval, all of which may result in significant expense and limit our ability to commercialize such products. In addition, any regulatory approvals that we receive for our product candidates may also be subject to limitations on the approved indicated uses for which the product may be marketed or to the conditions of approval, or contain requirements for potentially costly post-marketing testing, including Phase 4 clinical trials, and surveillance to monitor the safety and efficacy of the product candidate.

[Table of Contents](#)

Manufacturers and manufacturers' facilities are required to comply with extensive FDA and comparable foreign regulatory authority requirements, including ensuring that quality control and manufacturing procedures conform to cGMP regulations, as well as, for the manufacture of certain of our product candidates, the FDA's cGTPs for the use of human cellular and tissue products to prevent the introduction, transmission or spread of communicable diseases. As such, we and our contract manufacturers will be subject to continual review and inspections to assess compliance with cGMP, cGTPs and adherence to commitments made in any approved marketing application. Accordingly, we and others with whom we work must continue to expend time, money, and effort in all areas of regulatory compliance, including manufacturing, quality control, and distribution.

If there are changes in the application of legislation or regulatory policies, or if problems are discovered with a product or our manufacture of a product, or if we or one of our distributors, licensees or co-marketers fails to comply with regulatory requirements, the regulators could take various actions. These include issuing warning letters or untitled letters, imposing fines on us, imposing restrictions on the product or its manufacture, and requiring us to recall or remove the product from the market. The regulators could also suspend or withdraw our marketing authorizations, requiring us to conduct additional clinical trials, change our product labeling, or submit additional applications for marketing authorization. If any of these events occurs, our ability to sell such product may be impaired, and we may incur substantial additional expense to comply with regulatory requirements, which could materially adversely affect our business, financial condition, and results of operations.

In addition, if we have any product candidate approved, our product labeling, advertising, and promotion will be subject to regulatory requirements and continuing regulatory review. In the United States, the FDA and the Federal Trade Commission, or FTC, strictly regulate the promotional claims that may be made about pharmaceutical products to ensure that any claims about such products are consistent with regulatory approvals, not misleading or false in any particular, and adequately substantiated by clinical data. The promotion of a drug product in a manner that is false, misleading, unsubstantiated, or for unapproved (or off-label) uses may result in enforcement letters, inquiries and investigations, and civil and criminal sanctions by the FDA or the FTC. In particular, a product may not be promoted for uses that are not approved by the FDA as reflected in the product's approved labeling. If we receive marketing approval for a product candidate, physicians may nevertheless prescribe it to their patients in a manner that is inconsistent with the approved label. If we are found to have promoted such off-label uses, we may become subject to significant liability. The FDA and other agencies actively enforce the laws and regulations prohibiting the promotion of off-label uses, and a company that is found to have improperly promoted off-label uses may be subject to significant sanctions and may result in false claims litigation under federal and state statutes, which can lead to consent decrees, civil monetary penalties, restitution, criminal fines and imprisonment, and exclusion from participation in Medicare, Medicaid, and other federal and state healthcare programs. The federal government has levied large civil and criminal fines against companies for alleged improper promotion and has enjoined several companies from engaging in off-label promotion. The FDA has also requested that companies enter into consent decrees or permanent injunctions under which specified promotional conduct is changed or curtailed.

If a regulatory agency discovers previously unknown problems with a product, such as adverse events of unanticipated severity or frequency, or problems with the facility where the product is manufactured, or disagrees with the promotion, marketing or labeling of a product, such regulatory agency may impose restrictions on that product or us, including requiring withdrawal of the product from the market. If we fail to comply with applicable regulatory requirements, a regulatory agency or enforcement authority may, among other things:

- issue warning letters;
- issue, or require us to issue, safety-related communications, such as safety alerts, field alerts, "Dear Doctor" letters to healthcare professionals, or import alerts;
- impose civil or criminal penalties;
- suspend, limit, or withdraw regulatory approval;
- suspend any of our preclinical studies and clinical trials;

[Table of Contents](#)

- refuse to approve pending applications or supplements to approved applications submitted by us;
- impose restrictions on our operations, including closing our and our contract manufacturers' facilities; or
- seize or detain products, refuse to permit the import or export of products, or require us to conduct a product recall.

Any government investigation of alleged violations of law could require us to expend significant time and resources in response and could generate negative publicity. Any failure to comply with ongoing regulatory requirements may significantly and adversely affect our ability to commercialize and generate revenue from our products, if approved. If regulatory sanctions are applied or if regulatory approval is withdrawn, the value of our company and our operating results will be adversely affected.

Moreover, the policies of the FDA and of comparable foreign regulatory authorities may change and additional government regulations may be enacted that could prevent, limit, or delay regulatory approval of our product candidates. We cannot predict the likelihood, nature, or extent of government regulation that may arise from future legislation or administrative or executive action, either in the United States or abroad. For example, certain policies of the Trump administration may impact our business and industry. Namely, the Trump administration has taken several executive actions, including the issuance of a number of Executive Orders, that could impose significant burdens on, or otherwise materially delay, the FDA's ability to engage in routine oversight activities such as implementing statutes through rulemaking, issuance of guidance, and review and approval of marketing applications. It is difficult to predict how these orders will be implemented, and the extent to which they will impact the FDA's ability to exercise its regulatory authority. If these executive actions impose restrictions on the FDA's ability to engage in oversight and implementation activities in the normal course, our business may be negatively impacted. In addition, if we are slow or unable to adapt to changes in existing requirements or the adoption of new requirements or policies, or if we are not able to maintain regulatory compliance, we may lose any marketing approval that we may have obtained and we may not achieve or sustain profitability.

Disruptions at the FDA and other government agencies caused by funding shortages or global health concerns could hinder their ability to hire, retain, or deploy key leadership and other personnel, or otherwise prevent new or modified products from being developed, approved, or commercialized in a timely manner or at all, which could negatively impact our business.

The ability of the FDA to review and approve new products can be affected by a variety of factors, including government budget and funding levels, statutory, regulatory, and policy changes, the FDA's ability to hire and retain key personnel and accept the payment of user fees, and other events that may otherwise affect the FDA's ability to perform routine functions. Average review times at the FDA have fluctuated in recent years as a result. In addition, government funding of other government agencies that fund research and development activities is subject to the political process, which is inherently fluid and unpredictable. Disruptions at the FDA and other agencies may also slow the time necessary for new biologics or modifications to licensed biologics to be reviewed and/or approved by necessary government agencies, which would adversely affect our business. For example, over the last several years, including for 35 days beginning on December 22, 2018, the U.S. government has shut down several times and certain regulatory agencies, such as the FDA, have had to furlough critical FDA employees and stop critical activities.

Separately, in response to the COVID-19 pandemic, on March 10, 2020 the FDA announced its intention to postpone most inspections of foreign manufacturing facilities, and on March 18, 2020, the FDA temporarily postponed routine surveillance inspections of domestic manufacturing facilities. Subsequently, on July 10, 2020, the FDA announced its intention to resume certain on-site inspections of domestic manufacturing facilities subject to a risk-based prioritization system. The FDA intends to use this risk-based assessment system to identify the categories of regulatory activity that can occur within a given geographic area, ranging from mission

critical inspections to resumption of all regulatory activities. Regulatory authorities outside the United States may adopt similar restrictions or other policy measures in response to the COVID-19 pandemic. If a prolonged government shutdown occurs, or if global health concerns continue to prevent the FDA or comparable foreign regulatory authorities from conducting their regular inspections, reviews, or other regulatory activities, it could significantly impact the ability of the FDA or comparable foreign regulatory authorities to timely review and process our regulatory submissions, which could have a material adverse effect on our business.

Our research and development activities could be affected or delayed as a result of possible restrictions on animal testing.

Certain laws and regulations require us to test our product candidates on animals before initiating clinical trials involving humans. Animal testing activities have been the subject of controversy and adverse publicity. Animal rights groups and other organizations and individuals have attempted to stop animal testing activities by pressing for legislation and regulation in these areas and by disrupting these activities through protests and other means. To the extent the activities of these groups are successful, our research and development activities may be interrupted, delayed, or become more expensive.

Our business operations and current and future relationships with healthcare professionals, principal investigators, consultants, vendors, customers, and third-party payors in the United States and elsewhere are subject to applicable anti-kickback, fraud and abuse, false claims, physician payment transparency, and other healthcare laws and regulations, which could expose us to substantial penalties, contractual damages, reputation harm, administrative burdens, and diminished profits.

Healthcare providers, healthcare facilities and institutions, physicians, and third-party payors in the United States and elsewhere will play a primary role in the recommendation and prescription of any product candidates for which we obtain marketing approval. Our current and future arrangements with healthcare professionals, healthcare facilities and institutions, principal investigators, consultants, customers, and third-party payors may expose us to broadly applicable fraud and abuse and other healthcare laws, including, without limitation, the federal Anti-Kickback Statute and the federal False Claims Act, that may constrain the business or financial arrangements and relationships through which we research, sell, market, and distribute any product candidates for which we obtain marketing approval. In addition, we may be subject to physician payment transparency laws and regulation by the federal government and by the states and foreign jurisdictions in which we conduct our business. The applicable federal, state, and foreign healthcare laws that affect our ability to operate include, but are not limited to, the following:

- the federal Anti-Kickback Statute, which prohibits, among other things, persons or entities from knowingly and willfully soliciting, offering, receiving, or providing any remuneration (including any kickback, bribe, or certain rebate), directly or indirectly, overtly or covertly, in cash or in kind, to induce or reward, or in return for, either the referral of an individual for, or the purchase, lease, order or recommendation of, any good, facility, item or service, for which payment may be made, in whole or in part, under any U.S. federal healthcare program, such as Medicare and Medicaid. The term “remuneration” has been broadly interpreted to include anything of value, including stock options. The federal Anti-Kickback Statute has also been interpreted to apply to arrangements between pharmaceutical manufacturers on the one hand and prescribers, purchasers and formulary managers on the other hand. There are a number of statutory exceptions and regulatory safe harbors protecting some common activities from prosecution, but the exceptions and safe harbors are drawn narrowly and require strict compliance in order to offer protection. Any arrangements with prescribers must be for *bona fide* services and compensated at fair market value. There are a number of statutory exceptions and regulatory safe harbors protecting some common activities from prosecution, but the exceptions and safe harbors are drawn narrowly and require strict compliance in order to offer protection. A person or entity does not need to have actual knowledge of the statute or specific intent to violate it in order to have committed a violation;

[Table of Contents](#)

- the U.S. federal civil and criminal false claims laws, including without limitation, the civil False Claims Act, which can be enforced by private citizens on behalf of the U.S. federal government through civil whistleblower or *qui tam* actions, and the federal civil monetary penalties law which prohibit, among other things, individuals or entities from knowingly presenting, or causing to be presented, to the U.S. federal government, claims for payment or approval that are false or fraudulent, knowingly making, using, or causing to be made or used, a false record or statement material to a false or fraudulent claim, or from knowingly making a false statement to avoid, decrease, or conceal an obligation to pay money to the U.S. federal government. Pharmaceutical manufacturers can cause false claims to be presented to the U.S. federal government by, among other things, engaging in impermissible marketing practices, such as the off-label promotion of a product for an indication for which it has not received FDA approval. Further, pharmaceutical manufacturers can be held liable under the civil False Claims Act even when they do not submit claims directly to government payors if they are deemed to “cause” the submission of false or fraudulent claims. In addition, the government may assert that a claim including items and services resulting from a violation of the federal Anti-Kickback Statute constitutes a false or fraudulent claim for purposes of the civil False Claims Act;
- the federal Health Insurance Portability and Accountability Act of 1996 (HIPAA), which imposes criminal and civil liability for, among other things, knowingly and willfully executing, or attempting to execute, a scheme to defraud any healthcare benefit program, or knowingly and willfully falsifying, concealing, or covering up a material fact or making any materially false statement, in connection with the delivery of, or payment for, healthcare benefits, items, or services. Similar to the federal Anti-Kickback Statute, a person or entity does not need to have actual knowledge of the healthcare fraud statute implemented under HIPAA or specific intent to violate it in order to have committed a violation;
- the U.S. Federal Food, Drug, and Cosmetic Act (the FDCA), which prohibits, among other things, the adulteration or misbranding of drugs, biologics, and medical devices;
- the U.S. Public Health Service Act, which prohibits, among other things, the introduction into interstate commerce of a biological product unless a biologics license is in effect for that product;
- the U.S. Physician Payments Sunshine Act and its implementing regulations, which requires, among other things, certain manufacturers of drugs, devices, biologics, and medical supplies that are reimbursable under Medicare, Medicaid, or the Children’s Health Insurance Program, with specific exceptions, to report annually to the Centers for Medicare and Medicaid Services, or CMS, information related to certain payments and other transfers of value to physicians, as defined by statute, and teaching hospitals, as well as ownership and investment interests held by such physicians and their immediate family members. Beginning in 2022, such obligations will include the reporting of payments and other transfers of value provided in the previous year to certain other healthcare professionals, including physician assistants, nurse practitioners, clinical nurse specialists, certified nurse anesthetists, anesthesiologist assistants, and certified nurse-midwives;
- analogous U.S. state laws and regulations, including: state anti-kickback and false claims laws, which may apply to our business practices, including but not limited to, research, distribution, sales and marketing arrangements, and claims involving healthcare items or services reimbursed by any third-party payor, including private insurers; state laws that require pharmaceutical companies to comply with the pharmaceutical industry’s voluntary compliance guidelines and the relevant compliance guidance promulgated by the U.S. federal government, or otherwise restrict payments that may be made to healthcare providers and other potential referral sources; state laws and regulations that require drug manufacturers to file reports relating to pricing and marketing information, which requires tracking gifts and other remuneration and items of value provided to healthcare professionals and entities; and state and local laws requiring the registration of pharmaceutical sales representatives; and
- similar healthcare laws and regulations in foreign jurisdictions, including reporting requirements detailing interactions with and payments to healthcare providers.

Ensuring that our internal operations and future business arrangements with third parties comply with applicable healthcare laws and regulations will involve substantial costs. It is not always possible to identify and deter employee misconduct or business noncompliance, and the precautions we take to detect and prevent inappropriate conduct may not be effective in controlling unknown or unmanaged risks or losses or in protecting us from governmental investigations or other actions or lawsuits stemming from a failure to be in compliance with such laws or regulations. Efforts to ensure that our business arrangements will comply with applicable healthcare laws may involve substantial costs. We have entered into consulting and scientific advisory board arrangements with physicians and other healthcare providers, including some who could influence the use of our product candidates, if approved. Compensation under some of these arrangements includes the provision of stock or stock options in addition to cash consideration. Because of the complex and far-reaching nature of these laws, it is possible that governmental authorities could conclude that our payments to physicians may not be fair market value for *bona fide* services or that our business practices do not comply with current or future statutes, regulations, agency guidance or case law involving applicable fraud and abuse or other healthcare laws and regulations. If our operations are found to be in violation of any of the laws described above or any other governmental laws and regulations that may apply to us, we may be subject to significant penalties, including civil, criminal, and administrative penalties, damages, fines, exclusion from government-funded healthcare programs, such as Medicare and Medicaid, or similar programs in other countries or jurisdictions, integrity oversight and reporting obligations to resolve allegations of noncompliance, disgorgement, imprisonment, contractual damages, reputational harm, diminished profits, and the curtailment or restructuring of our operations. If any of the physicians or other providers or entities with whom we expect to do business are found to not be in compliance with applicable laws, they may be subject to criminal, civil or administrative sanctions, including exclusions from government funded healthcare programs and imprisonment, which could affect our ability to operate our business. Further, defending against any such actions can be costly, time-consuming and may require significant personnel resources. Therefore, even if we are successful in defending against any such actions that may be brought against us, our business may be impaired.

Our employees, independent contractors, principal investigators, consultants, commercial partners, and vendors may engage in misconduct or other improper activities, including noncompliance with regulatory standards and requirements.

We are exposed to the risk of employee fraud or other misconduct. We cannot ensure that our compliance controls, policies, and procedures will in every instance protect us from acts committed by our employees, agents, contractors, or collaborators that would violate the laws or regulations of the jurisdictions in which we operate, including, without limitation, employment, foreign corrupt practices, trade restrictions and sanctions, environmental, competition, and patient privacy and other privacy laws and regulations. Misconduct by employees could include failures to comply with FDA regulations, provide accurate information to the FDA, comply with manufacturing standards we may establish, comply with federal and state healthcare fraud and abuse laws and regulations, report financial information or data accurately, or disclose unauthorized activities to us. In particular, sales, marketing, and business arrangements in the healthcare industry are subject to extensive laws and regulations intended to prevent fraud, kickbacks, self-dealing, and other abusive practices. These laws and regulations may restrict or prohibit a wide range of pricing, discounting, labeling, marketing and promotion, sales commission, customer incentive programs, and other business arrangements. Employee misconduct could also involve the improper use of information obtained in the course of clinical trials, which could result in regulatory sanctions and serious harm to our reputation. It is not always possible to identify and deter employee misconduct, and the precautions we take to detect and prevent this activity may not be effective in controlling unknown or unmanaged risks or losses or in protecting us from governmental investigations or other actions or lawsuits stemming from a failure to be in compliance with such laws or regulations.

If any such actions are instituted against us, and we are not successful in defending ourselves or asserting our rights, those actions could have a material and adverse effect on our business, financial condition, results of operations and prospects, including the imposition of significant civil, criminal and administrative penalties, damages, monetary fines, individual imprisonment, disgorgement of profits, possible exclusion from

[Table of Contents](#)

participation in Medicare, Medicaid and other federal healthcare programs, contractual damages, reputational harm, diminished profits and future earnings, additional reporting or oversight obligations if we become subject to a corporate integrity agreement or other agreement to resolve allegations of noncompliance with the law, and curtailment or restructuring of our operations, any of which could adversely affect our ability to operate our business and pursue our strategy.

Current and future legislation may increase the difficulty and cost for us and any future collaborators to obtain marketing approval of and commercialize our product candidates and affect the prices we, or they, may obtain.

In the United States and other jurisdictions, there have been, and we expect there will continue to be, a number of legislative and regulatory changes and proposed changes to the healthcare system that could affect our future results of operations. In particular, there have been and continue to be a number of initiatives at the U.S. federal and state levels that seek to reduce healthcare costs and improve the quality of healthcare. For example, in March 2010, the Patient Protection and Affordable Care Act, as amended by the Health Care and Education Reconciliation Act, or collectively the ACA, was enacted, which substantially changed the way healthcare is financed by both governmental and private payors. Among the provisions of the ACA of importance to the pharmaceutical and biotechnology industries, which includes biologics, are the following:

- manufacturers and importers of certain branded prescription drugs, including certain biologics, with annual sales of more than \$5 million made to or covered by specified federal healthcare programs are required to pay an annual, nondeductible fee according to their market share of all such sales;
- an increase in the statutory minimum rebates a manufacturer must pay under the Medicaid Drug Rebate Program, to 23.1% of the average manufacturer price for most branded drugs, biologics, and biosimilars and to 13.0% for generic drug, and cap of the total rebate amount for innovator drugs at 100% of the Average Manufacturer Price, or AMP;
- a new methodology by which rebates owed by manufacturers under the Medicaid Drug Rebate Program are calculated for certain drugs and biologics, including our product candidates, that are inhaled, infused, instilled, implanted, or injected;
- extension of manufacturers' Medicaid rebate liability to covered drugs dispensed to individuals who are enrolled in Medicaid managed care organizations;
- expansion of eligibility criteria for Medicaid programs by, among other things, allowing states to offer Medicaid coverage to additional individuals and by adding new mandatory eligibility categories for individuals with income at or below 133% of the federal poverty level, thereby potentially increasing manufacturers' Medicaid rebate liability;
- expansion of the entities eligible for discounts under the Public Health program, commonly referred to as the "340B Program;"
- a new requirement to annually report drug samples that manufacturers and distributors provide to physicians, also known as the "Physician Payments Sunshine Act;"
- a new Patient-Centered Outcomes Research Institute to oversee, identify priorities in, and conduct comparative clinical effectiveness research, along with funding for such research;
- establishment of a Center for Medicare Innovation at CMS to test innovative payment and service delivery models to lower Medicare and Medicaid spending, potentially including prescription drug spending; and
- a licensure framework for follow-on biologic products.

Since its enactment, there have been judicial and Congressional challenges to certain aspects of the ACA, and we expect there will be additional challenges and amendments to the ACA in the future. For example,

[Table of Contents](#)

legislation enacted in 2017 informally titled the Tax Cuts and Jobs Act of 2017, repealed the tax-based shared responsibility payment imposed by the ACA on certain individuals who fail to maintain qualifying health coverage that is commonly referred to as the “individual mandate.” In December 2019, a U.S. District Court upheld a ruling that the ACA is unconstitutional in its entirety because the “individual mandate” was repealed by Congress. In March 2020, the Supreme Court of the United States agreed to hear the appeal of this decision, but it is uncertain when the Supreme Court will rule on this case. It is unclear how this and other efforts to challenge, repeal, or replace the ACA will impact the ACA or our business.

In addition, other legislative changes have been proposed and adopted in the United States since the ACA was enacted which, among other things, have reduced Medicare payments to several types of providers, including hospitals and cancer treatment centers. These new laws or any other similar laws introduced in the future, as well as regulatory actions that may be taken by CMS, may result in additional reductions in Medicare and other healthcare funding, which could negatively affect our customers and accordingly, our financial operations. Moreover, payment methodologies may be subject to changes in healthcare legislation and regulatory initiatives. Additionally, individual states in the United States have passed legislation and implemented regulations designed to control pharmaceutical and biological product pricing and costs. Similar developments have occurred outside of the United States, including in the European Union where healthcare budgetary constraints have resulted in restrictions on the pricing and reimbursement of medicines by relevant health service providers. To obtain reimbursement or pricing approval in some European Union member states, we may be required to conduct studies that compare the cost-effectiveness of our product candidates to other therapies that are considered the local standard of care.

It is also possible that additional governmental action is taken in response to address the COVID-19 pandemic. We cannot predict the likelihood, nature, or extent of government regulation that may arise from future legislation or administrative action in the United States, particularly as a result of the recent presidential election, or any other jurisdiction. If we or any third parties we may engage are slow or unable to adapt to changes in existing requirements or the adoption of new requirements or policies, or if we or such third parties are not able to maintain regulatory compliance, our product candidates may lose any regulatory approval that may have been obtained and we may not achieve or sustain profitability.

Even if we are able to commercialize any product candidate, coverage and adequate reimbursement may not be available or such product candidate may become subject to unfavorable pricing regulations or third-party coverage and reimbursement policies, which would harm our business.

The regulations that govern regulatory approvals, pricing, and reimbursement for drug products vary widely from country to country. Some countries require approval of the sale price of a drug product before it can be marketed. In many countries, the pricing review period begins after marketing approval is granted. In some foreign markets, prescription drug product pricing remains subject to continuing governmental control even after initial approval is granted. As a result, we might obtain regulatory approval for a product in a particular country, but then be subject to price regulations that delay our commercial launch of the product, possibly for lengthy time periods, and negatively impact the revenues we are able to generate from the sale of the product in that country. Adverse pricing limitations may hinder our ability to recoup our investment in one or more product candidates, even if our product candidates obtain regulatory approval.

Our ability to commercialize any products successfully also will depend in part on the extent to which coverage and adequate reimbursement for these products and related treatments will be available from third-party payors, such as government authorities, private health insurers, and other organizations. Even if we succeed in bringing one or more products to the market, these products may not be considered cost-effective, and the amount reimbursed for any products may be insufficient to allow us to sell our products on a competitive basis. Because our programs are in the early stages of development, we are unable at this time to determine their cost effectiveness or the likely level or method of coverage and reimbursement. Increasingly, the third-party payors who reimburse patients or healthcare providers are requiring that drug companies provide them with predetermined discounts from list prices, and are seeking to reduce the prices charged or the amounts reimbursed

[Table of Contents](#)

for drug products. If the price we are able to charge for any products we develop, or the coverage and reimbursement provided for such products, is inadequate in light of our development and other costs, our return on investment could be affected adversely.

There may be significant delays in obtaining reimbursement for newly-approved drug products, and coverage may be more limited than the purposes for which the drug product is approved by the FDA or comparable foreign regulatory authorities. Moreover, eligibility for reimbursement does not imply that any drug product will be reimbursed in all cases or at a rate that covers our costs, including research, development, manufacture, sale, and distribution.

Interim reimbursement levels for new drug products, if applicable, may also be insufficient to cover our costs and may not be made permanent. Reimbursement rates may be based on payments allowed for lower cost drug products that are already reimbursed, may be incorporated into existing payments for other services and may reflect budgetary constraints or imperfections in Medicare data. Net prices for drug products may be reduced by mandatory discounts or rebates required by third-party payors and by any future relaxation of laws that presently restrict imports of drug products from countries where they may be sold at lower prices than in the United States. Obtaining coverage and adequate reimbursement for our product candidates may be particularly difficult because of the higher prices often associated with drugs administered under the supervision of a physician. Similarly, because our product candidates are physician-administered injectables, separate reimbursement for the product itself may or may not be available. Instead, the administering physician may or may not be reimbursed for providing the treatment or procedure in which our product is used.

Further, no uniform policy for coverage and reimbursement exists in the United States, and coverage and reimbursement can differ significantly from payor to payor. Third-party payors often follow Medicare coverage policy and payment limitations in setting their own reimbursement rates, but also have their own methods and approval process apart from Medicare determinations. As a result, the coverage determination process is often a time-consuming and costly process that will require us to provide scientific and clinical support for the use of our product candidates to each payor separately, with no assurance that coverage and adequate reimbursement will be applied consistently or obtained in the first instance. Decisions regarding the extent of coverage and amount of reimbursement to be provided for any product candidates that we develop will be made on a payor-by-payor basis. One payor's determination to provide coverage for a drug does not assure that other payors will also provide coverage and adequate reimbursement for the drug. Additionally, a third-party payor's decision to provide coverage for a therapy does not imply that an adequate reimbursement rate will be approved.

There have been, and likely will continue to be, legislative and regulatory proposals at the foreign, federal, and state levels directed at broadening the availability of healthcare and containing or lowering the cost of healthcare. We cannot predict the initiatives that may be adopted in the future, including repeal, replacement, or significant revisions to the Affordable Care Act. The continuing efforts of the government, insurance companies, managed care organizations, and other payors of healthcare services to contain or reduce costs of healthcare and/or impose price controls may adversely affect:

- the demand for our product candidates, if we obtain regulatory approval;
- our ability to set a price that we believe is fair for our products;
- our ability to obtain coverage and reimbursement approval for a product;
- our ability to generate revenue and achieve or maintain profitability;
- the level of taxes that we are required to pay; and
- the availability of capital.

Our inability to promptly obtain coverage and adequate reimbursement from both third-party payors for the product candidates that we may develop and for which we obtain regulatory approval could have a material and adverse effect on our business, financial condition, results of operations, and prospects.

We face potential liability related to the privacy of personal information, including health information we utilize in the development of products developed from our ex vivo cell engineering platform, as well as information we obtain from clinical trials sponsored by us from research institutions and directly from individuals.

We and our partners and vendors are subject to various federal, state, and foreign data protection laws and regulations. If we fail to comply with these laws and regulations, we may be subject to litigation, regulatory investigations, enforcement notices, enforcement actions, fines, and criminal or civil penalties, as well as negative publicity, reputational harm, and a potential loss of business.

In the United States, numerous federal and state laws and regulations, including state data breach notification laws and federal and state data privacy laws and regulations that govern the collection, use, disclosure, and protection of health information and other personal information apply to our operations and the operations of our partners. For example, most healthcare providers, including research institutions from which we obtain patient health information, are subject to data privacy and security regulations promulgated under HIPAA, as amended by the Health Information Technology for Economic and Clinical Health Act of 2009 (HITECH). Depending on the facts and circumstances, we could be subject to significant penalties if we violate HIPAA. For example, under HIPAA, we could potentially face substantial criminal or civil penalties if we knowingly receive protected health information from a HIPAA-covered healthcare provider or research institution that has not satisfied HIPAA's requirements for disclosure of such health information, or otherwise violate applicable HIPAA requirements related to the protection of such information. Even when HIPAA does not apply, failing to take appropriate steps to keep consumers' personal information secure may constitute a violation of the Federal Trade Commission Act.

Certain of the research materials we use in our therapeutic research and development efforts, as well as stem cell lines used as starting material in our ex vivo cell engineering product candidates are derived from human sources, which potentially contain sensitive identifiable personal information regarding the donor. In addition, once we commence clinical trials, we may maintain sensitive identifiable personal information, including health information, that we receive throughout the clinical trial process, in the course of our research collaborations, and directly from individuals (or their healthcare providers) who enroll in our patient assistance programs. As such, we may become subject to further obligations under HIPAA. In addition, our collection of personal information generally (e.g., of employees currently and/or of patients in the future) may subject us to state data privacy laws governing the processing of personal information and requiring notification of affected individuals and state regulators in the event of a breach of such personal information. These state laws include the California Consumer Privacy Act (CCPA) and its related regulations, and (once effective) the recently approved California Privacy Rights Act amending the CCPA which establish additional data privacy rights for residents of the State of California, with corresponding obligations on businesses related to transparency, deletion rights, and opt-out of the selling of personal information, and grants a private right of action for individuals in the event of certain security breaches. Similar laws relating to data privacy and security have been proposed in other states and at the federal level, and if passed, such laws may have potentially conflicting requirements that would make compliance challenging, require us to expend significant resources to come into compliance, and restrict our ability to process certain personal information.

Further, California voters approved a new privacy law, the California Privacy Rights Act, or CPRA, in the November 3, 2020 election. Effective starting on January 1, 2023, the CPRA will significantly modify the CCPA, including by expanding consumers' rights with respect to certain sensitive personal information. The CPRA also creates a new state agency that will be vested with authority to implement and enforce the CCPA and the CPRA. New legislation proposed or enacted in various other states will continue to shape the data privacy environment nationally. Certain state laws may be more stringent or broader in scope, or offer greater individual rights, with respect to confidential, sensitive and personal information than federal, international or other state laws, and such laws may differ from each other, which may complicate compliance efforts.

Any clinical trial programs and research collaborations that we engage in outside the United States may implicate international data protection laws, including, in Europe, the General Data Protection Regulation

(GDPR). The GDPR imposes stringent operational requirements for data processors and controllers of personal data. Among other things, the GDPR requires detailed notices for clinical trial subjects and investigators, as well as the security of personal data, and notification of data processing obligations or security incidents to appropriate data protection authorities or data subjects. Further, following the United Kingdom's withdrawal from the European Union effective as of December 31, 2020, we will have to comply with the GDPR and the GDPR as incorporated into United Kingdom national law, which may have differing requirements.

One particularly sensitive issue under these European Union data privacy laws involves European Economic Area (EEA) laws on data export if we begin to transfer personal data from the EEA to other jurisdictions. Recent legal developments in Europe have created complexity and uncertainty regarding transfers of personal data from the EEA to the United States. For example, on July 16, 2020, the Court of Justice of the European Union, or CJEU, invalidated the EU-US Privacy Shield Framework, or Privacy Shield, under which personal data could previously be transferred from the EEA to United States entities who had self-certified under the Privacy Shield scheme. The CJEU decision also created additional obligations and uncertainty around the ability to use standard contractual clauses for such data transfers. As government authorities issue further guidance on personal data export mechanisms or start aggressively taking enforcement action based on such guidance or the CJEU decision, we could suffer additional costs, complaints, and/or regulatory investigations or fines. If we are otherwise unable to transfer personal data between and among countries and regions in which we operate, it could affect the manner in which we provide our services, the geographical location or segregation of our relevant systems and operations, and adversely affect our financial results. These international laws and regulations may apply not only to us, but also to vendors that store or otherwise process personal data on our behalf, such as information technology vendors. If our data privacy and/or security measures fail to comply with European Union and United Kingdom data privacy laws, or if a vendor misuses data we have provided to it or fails to safeguard such data, we may be subject to litigation, regulatory investigations, enforcement notices, and/or enforcement actions imposing fines and/or requiring us to change the way we use personal data, as well as negative publicity, reputational harm, and a potential loss of business.

We are likely to be required to expend significant capital and other resources to ensure ongoing compliance with applicable data privacy and security laws. Claims that we have violated individuals' privacy rights or breached our contractual obligations, even if we are not found liable, could be expensive and time-consuming to defend, and could result in adverse publicity that could harm our business. Moreover, even if we take all necessary action to comply with legal and regulatory requirements, we could be subject to a data breach or other unauthorized access of personal information, which could subject us to fines and penalties, as well as litigation and reputational damage.

If we fail to keep apprised of and comply with applicable international, federal, state, or local regulatory requirements, we could be subject to a range of regulatory actions that could affect our or any collaborators' ability to seek to commercialize our clinical candidates. Any threatened or actual government enforcement action or litigation where private rights of action are available could also generate adverse publicity, damage our reputation, result in liabilities, fines and loss of business, and require that we devote substantial resources that could otherwise be used in other aspects of our business.

Risks Related to Commercialization of Our Product Candidates

We operate in highly competitive and rapidly changing industries, which may result in others discovering, developing or commercializing competing products before or more successfully than we do.

The biotechnology and pharmaceutical industries are highly competitive and subject to significant and rapid technological change. Our success is highly dependent on our ability to discover, develop and obtain marketing approval for new and innovative products on a cost-effective basis and to market them successfully. In doing so, we face and will continue to face intense competition from a variety of businesses, including large pharmaceutical and biotechnology companies, academic institutions, government agencies and other public and private research organizations. These organizations may have significantly greater resources than we do and conduct similar research, seek patent protection and establish collaborative arrangements for research,

[Table of Contents](#)

development, manufacturing, and marketing of products that compete with our product candidates. Mergers and acquisitions in the biotechnology and pharmaceutical industries may result in even more resources being concentrated in our competitors. Competition may increase further as a result of advances in the commercial applicability of technologies and greater availability of capital for investment in these industries.

With the proliferation of new drugs and therapies for our target indications, we expect to face increasingly intense competition as new technologies become available. If we fail to stay at the forefront of technological change, we may be unable to compete effectively. Any product candidates that we successfully develop and commercialize will compete with existing therapies and new therapies that may become available in the future. The highly competitive nature of and rapid technological changes in the biotechnology and pharmaceutical industries could render our product candidates or our technology obsolete, less competitive or uneconomical. Our competitors may, among other things:

- have significantly greater financial, manufacturing, marketing, drug development, technical, and human resources than we do;
- develop and commercialize products that are safer, more effective, less expensive, more convenient or easier to administer, or have fewer or less severe side effects;
- obtain quicker regulatory approval;
- establish superior proprietary positions covering our products and technologies;
- implement more effective approaches to sales and marketing; or
- form more advantageous strategic alliances.

Should any of these factors occur, our business, financial condition, and results of operations could be materially adversely affected.

In addition, any collaborators may decide to market and sell products that compete with the product candidates that we have agreed to license to them, and any competition by our collaborators could also have a material adverse effect on our future business, financial condition, and results of operations.

Smaller and other early stage companies may also prove to be significant competitors, particularly through collaborative arrangements with large and established companies. These third parties compete with us in recruiting and retaining qualified scientific and management personnel, establishing clinical trial sites and patient registration for clinical trials, as well as in acquiring technologies complementary to, or necessary for, our programs. See the subsection titled “Business—Competition.”

The estimates of market opportunity and forecasts of market growth included in this prospectus may prove to be smaller than we believe, and even if the markets in which we compete achieve the forecasted growth, our business may not grow at similar rates, or at all.

We intend to initially focus our product candidate development on treatments for various diseases caused by missing or damaged cells. Our projections of addressable patient populations within any particular disease state that may benefit from treatment with our product candidates are based on our estimates. Market opportunity estimates and growth forecasts included in this prospectus are subject to significant uncertainty and are based on assumptions and estimates. These estimates, which have been derived from a variety of sources, including scientific literature, surveys of clinics, patient foundations, and market research, may prove to be incorrect. Further, new studies may change the estimated incidence or prevalence of these diseases. Additionally, the potentially addressable patient population for our product candidates may not ultimately be amenable to treatment with our product candidates. Our market opportunity may also be limited by future competitor treatments that enter the market. If any of our estimates prove to be inaccurate, the market opportunity for any product candidate that we or our strategic partners develop could be significantly diminished and have an adverse material impact on our business.

In particular, certain of our product candidates are intended to address cancer, and, in particular, B cell malignancies. Cancer therapies are sometimes characterized as first line, second line, or third line, and the FDA

[Table of Contents](#)

often approves new therapies initially only for a particular line of use. When cancer is detected early enough, first line therapy is sometimes adequate to cure the cancer or prolong life without a cure. Whenever first line therapy, usually chemotherapy, antibody drugs, tumor-targeted small molecules, hormone therapy, radiation therapy, surgery, or a combination of these, proves unsuccessful, second line therapy may be administered. Second line therapies often consist of more chemotherapy, radiation, antibody drugs, tumor-targeted small molecules, or a combination of these. Third line therapies can include chemotherapy, antibody drugs and small molecule tumor-targeted therapies, more invasive forms of surgery and new technologies. The use of CAR T therapies has been limited to the relapsed/refractory patient subset. Our projections of both the number of people who have the cancers we are targeting, as well as the subset of people with these cancers in a position to receive a particular line of therapy and who have the potential to benefit from treatment with our product candidates, are based on our beliefs and estimates. Consequently, even if our product candidates are approved for a later line of therapy, the number of patients that may be eligible for treatment with our product candidates may turn out to be much lower than expected.

We currently have no marketing, sales, or distribution infrastructure and we intend to either establish a sales and marketing infrastructure or outsource this function to a third party. Either of these commercialization strategies carries substantial risks to us.

We currently have no marketing, sales, and distribution capabilities because all of our product candidates are still in preclinical development. If any of our product candidates complete clinical development and are approved, we intend to either establish a sales and marketing organization with technical expertise and supporting distribution capabilities to commercialize our product candidates in a legally compliant manner, or to outsource this function to a third party. There are risks involved if we decide to establish our own sales and marketing capabilities or enter into arrangements with third parties to perform these services. To the extent that we enter into collaboration agreements with respect to marketing, sales or distribution, our product revenue may be lower than if we directly marketed or sold any approved products. Such collaborative arrangements with partners may place the commercialization of our products outside of our control and would make us subject to a number of risks including that we may not be able to control the amount or timing of resources that our collaborative partner devotes to our products or that our collaborator's willingness or ability to complete its obligations, and our obligations under our arrangements may be adversely affected by business combinations or significant changes in our collaborator's business strategy.

If we are unable to enter into these arrangements on acceptable terms or at all, we may not be able to successfully commercialize any approved products. If we are not successful in commercializing any approved products, either on our own or through collaborations with one or more third parties, our future product revenue will suffer and we may incur significant additional losses, which would have a material adverse effect on our business, financial condition, and results of operations.

Our product candidates for which we intend to seek approval as biologic products may face competition sooner than anticipated.

The ACA includes a subtitle called the Biologics Price Competition and Innovation Act of 2009 (BPCIA), which created an abbreviated approval pathway for biological products that are biosimilar to or interchangeable with an FDA-licensed reference biological product. Under the BPCIA, an application for a highly similar or "biosimilar" product may not be submitted to the FDA until four years following the date that the reference product was first approved by the FDA. In addition, the approval of a biosimilar product may not be made effective by the FDA until 12 years from the date on which the reference product was first approved. During this 12-year period of exclusivity, another company may still market a competing version of the reference product if the FDA approves a full BLA for the competing product containing the sponsor's own preclinical data and data from adequate and well-controlled clinical trials to demonstrate the safety, purity, and potency of their product. The law is complex and is still being interpreted and implemented by the FDA. As a result, its ultimate impact, implementation, and meaning are subject to uncertainty. In addition, complexities associated with the larger, and often more complex, structures of biological products such as cell and gene products we are developing, as well as the processes by which such products are manufactured, pose significant hurdles to implementation of the abbreviated approval pathway that are still being worked out by the FDA.

We believe that any of our product candidates approved as a biological product under a BLA should qualify for the 12-year period of exclusivity. However, there is a risk that this exclusivity could be shortened due to congressional action or otherwise, or that the FDA will not consider our product candidates to be reference products for competing products, potentially creating the opportunity for competition sooner than anticipated. Other aspects of the BPCIA, some of which may impact the BPCIA exclusivity provisions, have also been the subject of recent litigation. Moreover, the extent to which a biosimilar, once approved, will be substituted for any one of our reference products in a way that is similar to traditional generic substitution for non-biological products is not yet clear, and will depend on a number of marketplace and regulatory factors that are still developing.

Jurisdictions in addition to the United States have established abbreviated pathways for regulatory approval of biological products that are biosimilar to earlier approved reference products. For example, the European Union has had an established regulatory pathway for biosimilars since 2004. However, biosimilars can only be authorized once the period of data exclusivity on the reference biological medicine has expired.

The increased likelihood of biosimilar competition has increased the risk of loss of innovators' market exclusivity. Due to this risk, and uncertainties regarding patent protection, if our clinical candidates are approved for marketing, it is not possible to predict the length of market exclusivity for any particular product with certainty based solely on the expiration of the relevant patent(s) or the current forms of regulatory exclusivity. It is also not possible to predict changes in United States regulatory law that might reduce biological product regulatory exclusivity. The loss of market exclusivity for a product would likely materially and negatively affect revenues and we may not generate adequate or sufficient revenues from them or be able to reach or sustain profitability.

Risks Related to Our Dependence on Third Parties

We rely on third-parties to manufacture our product candidates. Any failure by a third-party manufacturer to produce acceptable raw materials or product candidates for us or to obtain authorization from the FDA or comparable foreign regulatory authorities may delay or impair our ability to initiate or complete our clinical trials, obtain regulatory approvals or commercialize approved products.

We do not currently own or operate any GMP manufacturing facilities nor do we have any in-house GMP manufacturing capabilities. We rely on multiple third-party contract manufacturers to produce sufficient quantities of materials required for the manufacture of our product candidates for preclinical testing and clinical trials, in compliance with applicable regulatory and quality standards, and intend to do so for the commercial manufacture of our products, if approved. If we are unable to arrange for such third-party manufacturing sources, or fail to do so on commercially reasonable terms, we may not be able to successfully produce sufficient supply of product candidate or we may be delayed in doing so. Such failure or substantial delay could materially harm our business.

We rely on third parties for biological materials that are used in our discovery and development programs. These materials can be difficult to produce and occasionally have variability from the product specifications. Any disruption in the supply of these biological materials consistent with our product specifications could materially adversely affect our business. Although we have control processes and screening procedures, biological materials are susceptible to damage and contamination and may contain active pathogens. We may also have lower yields in manufacturing batches, which can increase our costs and slow our development timelines. Improper storage of these materials, by us or any third-party suppliers, may require us to destroy some of our biological raw materials or product candidates.

Reliance on third-party manufacturers entails risks to which we would not be subject if we manufactured product candidates ourselves, including reliance on the third party for regulatory compliance and quality control and assurance, volume production, the possibility of breach of the manufacturing agreement by the third party

[Table of Contents](#)

because of factors beyond our control (including a failure to synthesize and manufacture our product candidates in accordance with our product specifications) and the possibility of termination or nonrenewal of the agreement by the third party at a time that is costly or damaging to us.

In addition, the FDA and comparable foreign regulatory authorities require that our product candidates be manufactured according to cGMPs and similar foreign standards relating to methods, facilities, and controls used in the manufacturing, processing, and packing of the product, which are intended to ensure that biological products are safe and that they consistently meet applicable requirements and specifications.

Pharmaceutical manufacturers are required to register their facilities and products manufactured at the time of submission of the marketing application and then annually thereafter with the FDA and certain state and foreign agencies. If the FDA or a comparable foreign regulatory authority does not approve our proposed contract manufacturer's facilities for the manufacture of our product candidates or if it withdraws any such approval in the future, we may need to find alternative manufacturing facilities, which would significantly impact our ability to develop, obtain regulatory approval for, or market our product candidates, if approved. Any discovery of problems with a product, or a manufacturing or laboratory facility used by us or our strategic partners, may result in restrictions on the product or on the manufacturing or laboratory facility, including marketed product recall, suspension of manufacturing, product seizure, or a voluntary withdrawal of the drug from the market. We may have little to no control regarding the occurrence of third-party manufacturer incidents.

If we were unable to find an adequate replacement or another acceptable solution in time, our clinical trials could be delayed, or our commercial activities could be harmed. In addition, the fact that we are dependent on our collaborators, our suppliers, and other third parties for the manufacture, filling, storage, and distribution of our product candidates means that we are subject to the risk that the products may have manufacturing defects that we have limited ability to prevent or control. The sale of products containing such defects could adversely affect our business, financial condition, and results of operations. Any failure by our third-party manufacturers to comply with cGMP or failure to scale up manufacturing processes, including any failure to deliver sufficient quantities of product candidates in a timely manner, could lead to a delay in, or failure to obtain, regulatory approval of any of our product candidates.

Pharmaceutical manufacturers are also subject to extensive post-marketing oversight by the FDA and comparable regulatory authorities in the jurisdictions where the product is marketed, which include periodic unannounced and announced inspections by the FDA to assess compliance with cGMP requirements. If an FDA inspection of a manufacturer's facilities reveals conditions that the FDA determines not to comply with applicable regulatory requirements, the FDA may issue observations through a Notice of Inspectional Observations, commonly referred to as a "Form FDA 483" report. If observations in the Form FDA 483 report are not addressed in a timely manner and to the FDA's satisfaction, the FDA may issue a Warning Letter or proceed directly to other forms of enforcement action. Any failure by one of our contract manufacturers to comply with cGMP or to provide adequate and timely corrective actions in response to deficiencies identified in a regulatory inspection could result in further enforcement action that could lead to a shortage of products and harm our business, including withdrawal of approvals previously granted, seizure, injunction or other civil or criminal penalties. The failure of a manufacturer to address any concerns raised by the FDA or foreign regulators could also lead to plant shutdown or the delay or withholding of product approval by the FDA in additional indications, or by foreign regulators in any indication. Certain countries may impose additional requirements on the manufacturing of drug products or drug substances, and on manufacturers, as part of the regulatory approval process for products in such countries. The failure by our third-party manufacturers to satisfy such requirements could impact our ability to obtain or maintain approval of our products in such countries.

If we are unable to obtain sufficient raw and intermediate materials on a timely basis or if we experience other manufacturing or supply difficulties, our business may be adversely affected.

The manufacture of certain of our product candidates requires the timely delivery of sufficient amounts of raw and intermediate materials. We work closely with our suppliers to ensure the continuity of supply but cannot

[Table of Contents](#)

guarantee these efforts will always be successful. Further, while efforts are made to diversify our sources of raw and intermediate materials, in certain instances we acquire raw and intermediate materials from a sole supplier. While we believe that alternative sources of supply exist where we rely on sole supplier relationships, there can be no assurance that we will be able to quickly establish additional or replacement sources for some materials. A reduction or interruption in supply, and an inability to develop alternative sources for such supply, could adversely affect our ability to manufacture our product candidates in a timely or cost-effective manner.

Supply sources could be interrupted from time to time and, if interrupted, there is no guarantee that supplies could be resumed within a reasonable time frame and at an acceptable cost or at all.

We rely on our manufacturers to purchase from third-party suppliers the materials necessary to produce our product candidates for our preclinical studies and intend to continue to rely on these third parties for any clinical trials that we undertake. There are a limited number of suppliers for raw materials that we use to manufacture our drugs and there may be a need to assess alternate suppliers to prevent a possible disruption of the manufacture of the materials necessary to produce our product candidates for our preclinical studies, clinical trials, and if approved, ultimately for commercial sale. We do not have any control over the process or timing of the acquisition of these raw materials by our manufacturers. Moreover, we currently do not have any agreements for the commercial production of these raw materials. We cannot be sure that these suppliers will remain in business, or that they will not be purchased by one of our competitors or another company that is not interested in continuing to produce these materials for our intended purpose. In addition, the lead time needed to establish a relationship with a new supplier can be lengthy, and we may experience delays in meeting demand in the event a new supplier must be used. The time and effort to qualify a new supplier could result in additional costs, diversion of resources, or reduced manufacturing yields, any of which would negatively impact our operating results. Although we generally do not begin a clinical trial unless we believe we have a sufficient supply of a product candidate to complete the clinical trial, any significant delay in the supply of a product candidate, or the raw material components thereof, for an ongoing clinical trial due to the need to replace a third-party manufacturer could considerably delay completion of our clinical trials, product testing, and potential regulatory approval of our product candidates. If our manufacturers or we are unable to purchase these raw materials after regulatory approval has been obtained for our product candidates, the commercial launch of our product candidates would be delayed or there would be a shortage in supply, which would impair our ability to generate revenues from the sale of our product candidates.

We rely, and expect to continue to rely, on third parties, including independent clinical investigators and CROs, to conduct our preclinical studies and clinical trials. If these third parties do not successfully carry out their contractual duties, comply with applicable regulatory requirements, or meet expected deadlines, we may not be able to obtain regulatory approval for or commercialize our product candidates and our business could be substantially harmed.

We have relied upon and plan to continue to rely upon third parties, including independent clinical investigators and third-party CROs, to conduct our preclinical studies and clinical trials and to monitor and manage data for our ongoing preclinical and clinical programs. We rely on these parties for execution of our preclinical studies and clinical trials, and control only certain aspects of their activities. Nevertheless, we are responsible for ensuring that each of our studies and trials is conducted in accordance with the applicable protocol, legal, regulatory, and scientific standards, and our reliance on these third parties does not relieve us of our regulatory responsibilities. We and our third-party contractors and CROs are required to comply with GCP requirements, which are regulations and guidelines enforced by the FDA and comparable foreign regulatory authorities for all of our products candidates in clinical development. Regulatory authorities enforce these GCPs through periodic inspections of trial sponsors, principal investigators, and trial sites. If we or any of our CROs fail to comply with applicable GCPs, the clinical data generated in our clinical trials may be deemed unreliable and the FDA or comparable foreign regulatory authorities may require us to perform additional clinical trials before approving our marketing applications. We cannot assure you that upon inspection by a given regulatory authority, such regulatory authority will determine that any of our clinical trials comply with GCP regulations. In

[Table of Contents](#)

addition, our clinical trials must be conducted with product produced under cGMP regulations. Our failure to comply with these regulations may require us to repeat clinical trials, which would delay the regulatory approval process.

Further, these investigators and CROs are not our employees and we will not be able to control, other than by contract, the amount of resources, including time, which they devote to our product candidates and clinical trials. If independent investigators or CROs fail to devote sufficient resources to the development of our product candidates, or if their performance is substandard, it may delay or compromise the prospects for approval and commercialization of any product candidates that we develop. In addition, the use of third-party service providers may require us to disclose our proprietary information to these parties, which could increase the risk that this information will be misappropriated. Additionally, disruptions caused by the COVID-19 pandemic may increase the likelihood that our CROs encounter difficulties or delays in initiating, enrolling, conducting, or completing our planned clinical trials. In particular, as a result of the pandemic, we have experienced difficulty in accessing animal models, specifically non-human primate models, for the preclinical evaluation of our product candidates. Delays caused by the inability to access these models may cause our development timeline to be extended beyond what we anticipate.

Our CROs have the right to terminate their agreements with us in the event of an uncured material breach. In addition, some of our CROs have an ability to terminate their respective agreements with us if it can be reasonably demonstrated that the safety of the subjects participating in our clinical trials warrants such termination, if we make a general assignment for the benefit of our creditors, or if we are liquidated.

There is a limited number of third-party service providers that specialize or have the expertise required to achieve our business objectives. If any of our relationships with these third-party laboratories, CROs or clinical investigators terminate, we may not be able to enter into arrangements with alternative laboratories, CROs, or investigators or to do so in a timely manner or on commercially reasonable terms. If laboratories, CROs, or clinical investigators do not successfully carry out their contractual duties or obligations or meet expected deadlines, if they need to be replaced or if the quality or accuracy of the clinical data they obtain is compromised due to the failure to adhere to our preclinical or clinical protocols, regulatory requirements or for other reasons, our preclinical or clinical trials may be extended, delayed, or terminated and we may not be able to obtain regulatory approval for or successfully commercialize our product candidates. As a result, our results of operations and the commercial prospects for our product candidates would be harmed, our costs could increase, and our ability to generate revenues could be delayed. Switching or adding additional laboratories or CROs (or investigators) involves additional cost and requires management time and focus. In addition, there is a natural transition period when a new laboratory or CRO commences work. As a result, delays occur, which can materially impact our ability to meet our desired clinical development timelines. Additionally, CROs may lack the capacity to absorb higher workloads or take on additional capacity to support our needs. Though we carefully manage our relationships with our contracted laboratories and CROs, there can be no assurance that we will not encounter similar challenges or delays in the future or that these delays or challenges will not have a material adverse impact on our business, financial condition, and prospects.

In addition, clinical investigators may serve as scientific advisors or consultants to us from time to time and may receive cash or equity compensation in connection with such services. If these relationships and any related compensation result in perceived or actual conflicts of interest, or the FDA concludes that the financial relationship may have affected the interpretation of the preclinical study or clinical trial, the integrity of the data generated at the applicable preclinical study or clinical trial site may be questioned and the utility of the preclinical study or clinical trial itself may be jeopardized, which could result in the delay or rejection by the FDA. Any such delay or rejection could prevent us from commercializing our clinical-stage product candidate or any future product candidates.

We may not realize the benefits of any collaborative or licensing arrangement, and if we fail to enter into new strategic relationships our business, financial condition, commercialization prospects, and results of operations may be materially adversely affected.

Our product development programs and the potential commercialization of our product candidates will require substantial additional cash to fund expenses. Therefore, for some of our product candidates, we may decide to enter into collaborations with pharmaceutical or biopharmaceutical companies for the development and potential commercialization of those product candidates.

We face significant competition in seeking appropriate collaborators. Collaborations are complex and time-consuming to negotiate and document. We may also be restricted under existing and future collaboration agreements from entering into agreements on certain terms with other potential collaborators. We may not be able to negotiate collaborations on acceptable terms, or at all. If our strategic collaborations do not result in the successful development and commercialization of product candidates, or if one of our collaborators terminates its agreement with us, we may not receive any future research funding or milestone or royalty payments under the collaboration or the research, development and commercialization product that is the subject of the collaboration may be delayed. Moreover, our estimates of the potential revenue we are eligible to receive under our strategic collaborations may include potential payments related to therapeutic programs for which our collaborators have discontinued development or may discontinue development in the future. If that were to occur, we may have to curtail the development of a particular product candidate, reduce or delay its development program or one or more of our other development programs, delay its potential commercialization or reduce the scope of our sales or marketing activities, or increase our expenditures and undertake development or commercialization activities at our own expense. If we elect to increase our expenditures to fund development or commercialization activities on our own, we may need to obtain additional capital, which may not be available to us on acceptable terms or at all. If we do not have sufficient funds, we will not be able to bring our product candidates to market and generate product revenue.

In instances where we do enter into collaborations, we could be subject to the following risks, each of which may materially harm our business, commercialization prospects, and financial condition:

- we may not be able to control the amount and timing of resources that is required of us to complete our development obligations or that the collaboration partner devotes to the product development or marketing programs;
- the collaboration partner may experience financial difficulties;
- collaborators may delay clinical trials, provide insufficient funding for a clinical trial program, stop a clinical trial or abandon a product candidate, repeat or conduct new clinical trials, or require a new formulation of a product candidate for clinical testing;
- we may be required to relinquish important rights such as marketing, distribution, and intellectual property rights;
- collaborators may not properly maintain or defend our intellectual property rights or may use our proprietary information in such a way as to invite litigation that could jeopardize or invalidate our intellectual property or proprietary information or expose us to litigation or potential liability;
- collaborators may infringe the intellectual property rights of third parties, which may expose us to litigation and potential liability;
- a collaborator could move forward with a competing product developed either independently or in collaboration with third parties, including our competitors;
- we and our collaboration partner may disagree regarding the development plan for product candidates on which we are collaborating (for example, we may disagree with a collaboration partner regarding target indications, inclusion or exclusion criteria for a clinical trial, or the decision to seek front line therapy approval versus second, third, or fourth line therapy approval);

Table of Contents

- disputes may arise between the collaborators and us that result in the delay or termination of the research, development or commercialization of our product candidates or that result in costly litigation or arbitration that diverts management attention and resources;
- business combinations or significant changes in a collaborator's business strategy may adversely affect our willingness to complete our obligations under any arrangement; or
- collaborations may be terminated and, if terminated, may result in a need for additional capital to pursue further development or commercialization of the applicable product candidates.

If we license products or businesses, we may not be able to realize the benefit of such transactions if we are unable to successfully integrate them with our existing operations and company culture. We cannot be certain that, following a strategic transaction or license, we will achieve the results, revenue, or specific net income that justifies such transaction.

Risks Related to Intellectual Property and Information Technology

We depend on intellectual property licensed from third parties and if we breach our obligations under these agreements or if any of these agreements is terminated, we may be required to pay damages, lose our rights to such intellectual property and technology, or both, which would harm our business.

We are dependent on patents, know-how, and proprietary technology, both our own and licensed from others. We are a party to a number of intellectual property license agreements and acquisition agreements pursuant to which we have acquired our core intellectual property rights. In the future, we expect to enter into additional license agreements. For example, with respect to our *ex vivo* cell engineering platform relying on hypoimmune technology, we have licensed certain intellectual property from Harvard, UCSF, and Washington University. Additionally, we acquired our *in vivo* cell engineering platform, which is based on fusogen technology, from Cobalt, which included several license agreements and options-to-license, as well as our glial progenitor cell and cardiomyocyte programs from Oscine and Cytocardia, respectively, both of which came with in-licenses. These license and acquisition agreements impose, and we expect that future license and acquisition agreements will impose, various diligence, milestone payment, royalty and other obligations on us. If we fail to comply with our obligations under these agreements, we may be required to pay damages and the licensor may have the right to terminate the license. Any termination of these licenses could result in the loss of significant rights and could harm our ability to develop or advance one of our cell engineering platforms, or develop, manufacture and/or commercialize one of our product candidates. See the section titled "Business – Key Intellectual Property Agreements" elsewhere in this prospectus for additional information regarding these key agreements.

In addition, the agreements under which we license intellectual property or technology to or from third parties are complex, and certain provisions in such agreements may be susceptible to multiple interpretations. The resolution of any contract interpretation disagreement that may arise could narrow what we believe to be the scope of our rights to the relevant intellectual property or technology or increase what we believe to be our financial or other obligations under the relevant agreement, either of which could have a material adverse effect on our business, financial condition, results of operations and prospects. Moreover, if disputes over intellectual property that we have licensed prevent or impair our ability to maintain our current licensing arrangements on commercially acceptable terms, we may be unable to successfully develop and commercialize the affected product candidates. Our business also would suffer if any current or future licensors fail to abide by the terms of the license, if the licensors fail to enforce licensed patents against infringing third parties, if the licensed patents or other rights are found to be invalid or unenforceable, or if we are unable to enter into necessary licenses on acceptable terms. Moreover, our licensors may own or control intellectual property that has not been licensed to us and, as a result, we may be subject to claims, regardless of their merit, that we are infringing or otherwise violating the licensor's rights.

In addition, while we cannot currently determine the amount of the royalty obligations we would be required to pay on sales of future products, if any, the amounts may be significant. The amount of our future royalty

[Table of Contents](#)

obligations will depend on the technology and intellectual property we use in products that we successfully develop and commercialize, if any. Therefore, even if we successfully develop and commercialize products, we may be unable to achieve or maintain profitability.

If we are unable to successfully obtain rights to required third-party intellectual property rights or maintain the existing intellectual property rights we have, we may have to abandon development of the relevant research programs or product candidates and our business, financial condition, results of operations and prospects could suffer.

Licensing of intellectual property is of critical importance to our business and involves complex legal, business and scientific issues and is complicated by the rapid pace of scientific discovery in our industry. Disputes may also arise between us and our licensors regarding intellectual property subject to a license agreement, including those relating to:

- the scope of rights granted under the license agreement and other interpretation-related issues;
- whether and the extent to which our technology and processes infringe on intellectual property of the licensor that is not subject to the license agreement;
- our right to sublicense patent and other rights to third parties under collaborative development relationships;
- whether we are complying with our diligence obligations with respect to the use of the licensed technology in relation to our development and commercialization of our product candidates, and what activities satisfy those diligence obligations;
- the priority of invention of patented technology;
- the amount and timing of payments owed under license agreements; and
- the allocation of ownership of inventions and know-how resulting from the joint creation or use of intellectual property by our licensors and by us and our partners.

If disputes over intellectual property that we have licensed prevent or impair our ability to maintain our current licensing arrangements on acceptable terms, we may be unable to successfully develop and commercialize the affected product candidates. We are generally also subject to all of the same risks with respect to protection of intellectual property that we license as we are for intellectual property that we own, which are described below. If we or our licensors fail to adequately protect this intellectual property, our ability to commercialize our products could suffer.

We depend, in part, on our licensors to file, prosecute, maintain, defend, and enforce certain patents and patent applications that are material to our business.

Certain patents relating to our product candidates are owned or controlled by certain of our licensors. Each of our licensors generally has rights to file, prosecute, maintain, and defend the patents we have licensed from such licensor in their name, generally with our right to comment on such filing, prosecution, maintenance, and defense, with some obligation for the licensor to consider or incorporate our comments, for our exclusively licensed patents. We generally have the first right to enforce our exclusively licensed patent rights against third parties, although our ability to settle such claims often requires the consent of the licensor. If our licensors or any future licensees having rights to file, prosecute, maintain, and defend our patent rights fail to conduct these activities for patents or patent applications covering any of our product candidates, including due to the impact of the COVID-19 pandemic on our licensors' business operations, our ability to develop and commercialize those product candidates may be adversely affected and we may not be able to prevent competitors from making, using, or selling competing products. We cannot be certain that such activities by our licensors have been or will be conducted in compliance with applicable laws and regulations or will result in valid and enforceable patents or

[Table of Contents](#)

other intellectual property rights. Pursuant to the terms of the license agreements with some of our licensors, the licensors may have the right to control enforcement of our licensed patents or defense of any claims asserting the invalidity of these patents and, even if we are permitted to pursue such enforcement or defense, we cannot ensure the cooperation of our licensors. We cannot be certain that our licensors will allocate sufficient resources or prioritize their or our enforcement of such patents or defense of such claims to protect our interests in the licensed patents. Even if we are not a party to these legal actions, an adverse outcome could harm our business because it might prevent us from continuing to license intellectual property that we may need to operate our business. In addition, even when we have the right to control patent prosecution of licensed patents and patent applications, enforcement of licensed patents, or defense of claims asserting the invalidity of those patents, we may still be adversely affected or prejudiced by actions or inactions of our licensors and their counsel that took place prior to or after our assuming control. In the event we breach any of our obligations related to such prosecution, we may incur significant liability to our licensing partners.

Given the breadth of the application of our cell engineering platforms, in order to increase our ability to exploit our technologies, we may enter into collaborations and/or strategic partnerships in the future, and we may not realize the anticipated benefits of such collaborations or partnerships.

Research and development collaborations and strategic partnerships are prevalent in the biotechnology industry. The breadth of the application of our *in vivo* and *ex vivo* cell engineering platforms are attractive technologies for potential collaborations. These transactions are subject to numerous risks, which may include the following:

- collaborators have significant discretion in determining the efforts and resources that they will apply to a collaboration, and may not commit sufficient efforts and resources, or may misapply those efforts and resources;
- collaborators may not pursue development and commercialization of collaboration product candidates or may elect not to continue or renew development or commercialization programs based on clinical trial results or changes in their strategic focus;
- collaborators may delay, provide insufficient resources to, or modify or stop clinical trials for collaboration product candidates;
- collaborators could develop or acquire products outside of the collaboration that compete directly or indirectly with our products or product candidates;
- collaborators may not properly maintain or defend our intellectual property rights or may use our intellectual property or proprietary information in a way that gives rise to actual or threatened litigation that could jeopardize or invalidate our intellectual property or proprietary information or expose us to potential liability;
- disputes may arise between us and a collaborator that cause the delay or termination of the research, development or commercialization of our product candidates, or that result in costly litigation or arbitration that diverts management attention and resources;
- collaborations may be terminated and, if terminated, may result in a need for additional capital and personnel to pursue further development or commercialization of the applicable product candidates; and
- collaborators may own or co-own intellectual property covering our products that results from our collaborating with them, and in such cases, we may not have the exclusive right to commercialize such intellectual property.

The development and potential commercialization of our product candidates will require substantial additional capital to fund expenses. We may form or seek further strategic alliances, create joint ventures or collaborations, or enter into additional licensing arrangements with third parties that we believe will complement

[Table of Contents](#)

or augment our development and commercialization efforts with respect to our product candidates and any future product candidates that we may develop, including in territories outside the United States or for certain indications. These transactions can entail numerous operational and financial risks, including exposure to unknown liabilities, disruption of our business and diversion of our management's time and attention in order to manage a collaboration or develop acquired products, product candidates or technologies, incurrence of substantial debt or dilutive issuances of equity securities to pay transaction consideration or costs, higher than expected collaboration, acquisition or integration costs, write-downs of assets or goodwill or impairment charges, increased amortization expenses, difficulty and cost in facilitating the collaboration or combining the operations and personnel of any acquired business, impairment of relationships with key suppliers, manufacturers or customers of any acquired business due to changes in management and ownership and the inability to retain key employees of any acquired business. As a result, if we enter into acquisition or in-license agreements or strategic collaborations, we may not be able to realize the benefit of such transactions if we are unable to successfully integrate them with our existing operations and company culture, or if there are materially adverse impacts on our or the counterparty's operations resulting from COVID-19, which could delay our timelines or otherwise adversely affect our business. We also cannot be certain that, following a strategic transaction or license, we will achieve the revenue or specific net income that justifies such transaction or such other benefits that led us to enter into the arrangement.

In addition, we face significant competition in seeking appropriate strategic partners and the negotiation process is time-consuming and complex. We may not be successful in our efforts to establish a strategic partnership or other alternative arrangements for our product candidates because they may be deemed to be at too early of a stage of development for collaborative effort and third parties may not view our product candidates as having the requisite potential to demonstrate safety and efficacy. If and when we collaborate with a third-party for development and commercialization of a product candidate, we can expect to relinquish some or all of the control over the future success of that product candidate to the third-party. Our ability to reach a definitive agreement for a collaboration will depend, among other things, upon our assessment of the collaborator's resources and expertise, the terms and conditions of the proposed collaboration and the proposed collaborator's evaluation of our technologies, product candidates and market opportunities. The collaborator may also consider alternative product candidates or technologies for similar indications that may be available to collaborate on and whether such a collaboration could be more attractive than the one with us for our product candidate. We may also be restricted under any license agreements from entering into agreements on certain terms or at all with potential collaborators.

As a result of these risks, we may not be able to realize the benefit of our existing collaborations or any future collaborations or licensing agreements we may enter into. In addition, there have been a significant number of recent business combinations among large pharmaceutical companies that have resulted in a reduced number of potential future collaborators and changes to the strategies of the combined company. As a result, we may not be able to negotiate collaborations on a timely basis, on acceptable terms, or at all. If we are unable to do so, we may have to curtail the development of such product candidate, reduce or delay one or more of our other development programs, delay the potential commercialization or reduce the scope of any planned sales or marketing activities for such product candidate, or increase our expenditures and undertake development, manufacturing or commercialization activities at our own expense. If we elect to increase our expenditures to fund development, manufacturing or commercialization activities on our own, we may need to obtain additional capital, which may not be available to us on acceptable terms or at all. If we do not have sufficient funds, we may not be able to further develop our product candidates or bring them to market and generate product revenue.

Our product candidates may also require specific components to work effectively and efficiently, and rights to those components may be held by others. We may be unable to in-license any compositions, methods of use, processes or other third party intellectual property rights from third parties that we identify. We may fail to obtain any of these licenses at a reasonable cost or on reasonable terms, which would harm our business. Even if we are able to obtain a license, it may be non-exclusive, thereby giving our competitors access to the same technologies licensed to us. In that event, we may be required to expend significant time and resources to develop

or license replacement technology. Any delays in entering into new collaborations or strategic partnership agreements related to our product candidates could delay the development and commercialization of our product candidates in certain geographies, which could harm our business prospects, financial condition, and results of operations.

Moreover, some of our owned and in-licensed patents or patent applications or future patents are or may be co-owned with third parties. If we are unable to obtain an exclusive license to any such third-party co-owners' interest in such patents or patent applications, such co-owners may be able to license their rights to other third parties, including our competitors, and our competitors could market competing products and technology. In addition, we may need the cooperation of any such co-owners of our patents in order to enforce such patents against third parties, and such cooperation may not be provided to us. Furthermore, our owned and in-licensed patents may be subject to a reservation of rights by one or more third parties. Any of the foregoing could have a material adverse effect on our competitive position, business, financial conditions, results of operations and prospects.

We may not be successful in obtaining or maintaining necessary rights to product components and processes for our product development pipeline which may cause us to operate our business in a more costly or otherwise adverse manner that was not anticipated.

We own or license from third parties certain intellectual property rights necessary to develop our product candidates. The growth of our business will likely depend in part on our ability to acquire or in-license additional proprietary rights, including to advance our research or allow commercialization of our product candidates. In that event, we may be required to expend considerable time and resources to develop or license replacement technology. For example, our programs may involve additional technologies or product candidates that may require the use of additional proprietary rights held by third parties. Furthermore, other pharmaceutical companies and academic institutions may also have filed or are planning to file patent applications potentially relevant to our business. Our product candidates may also require specific formulations or other technology to work effectively and efficiently. These formulations or technology may be covered by intellectual property rights held by others. From time to time, in order to avoid infringing these third-party patents, we may be required to license technology from additional third parties to further develop or commercialize our product candidates. We may be unable to acquire or in-license any relevant third-party intellectual property rights, including any such intellectual property rights required to manufacture, use or sell our product candidates, that we identify as necessary or important to our business operations. We may fail to obtain any of these licenses at a reasonable cost or on reasonable terms, if at all, and as a result we may be unable to develop or commercialize the affected product candidates, which would harm our business. We may need to cease use of the compositions or methods covered by such third-party intellectual property rights, and may need to seek to develop alternative approaches that do not infringe on such intellectual property rights which may entail additional costs and development delays, even if we were able to develop such alternatives, which may not be feasible. Even if we are able to obtain a license under such intellectual property rights, any such license may be non-exclusive, which may allow our competitors' access to the same technologies licensed to us.

Additionally, we sometimes collaborate with academic institutions to accelerate our preclinical research or development under written agreements with these institutions. Typically, these institutions provide us with an option to negotiate a license to any of the institution's rights in technology resulting from the collaboration. Regardless of such option, we may be unable to negotiate a license within the specified timeframe or under terms that are acceptable to us. If we are unable to do so, the institution may offer the intellectual property rights to other parties, potentially blocking our ability to pursue our program. If we are unable to successfully obtain rights to required third-party intellectual property or to maintain the existing intellectual property rights we have, we may have to abandon development of such program and our business and financial condition could suffer.

The licensing and acquisition of third-party intellectual property rights is a competitive practice, and companies that may be more established, or have greater resources than we do, may also be pursuing strategies to

[Table of Contents](#)

license or acquire third-party intellectual property rights that we may consider necessary or attractive in order to commercialize our product candidates. More established companies may have a competitive advantage over us due to their larger size and cash resources or greater clinical development and commercialization capabilities. There can be no assurance that we will be able to successfully complete such negotiations and ultimately acquire the rights to the intellectual property surrounding the additional product candidates that we may seek to acquire.

We may be dependent on intellectual property licensed or sublicensed to us from, or for which development was funded or otherwise assisted by, government agencies, such as the National Institutes of Health, for development of our technology and product candidates.

Government agencies have provided and may in the future provide funding, facilities, personnel or other assistance in connection with the development of the intellectual property rights owned by or licensed to us. Such government agencies may have retained rights in such intellectual property, including the right to grant or require us to grant mandatory licenses or sublicenses to such intellectual property to third parties under certain specified circumstances, including if it is necessary to meet health and safety needs that we are not reasonably satisfying or if it is necessary to meet requirements for public use specified by federal regulations, or to manufacture products in the United States. Any exercise of such rights, including with respect to any such required sublicense of these licenses could result in the loss of significant rights and could harm our ability to commercialize or continue commercializing licensed products. For example, at least one of our in-licensed patent cases related to each of our ex vivo cell engineering and in vivo cell engineering platforms has been funded at least in part by the U.S. government. As a result, these patent cases are subject to certain federal regulations pursuant to the Bayh-Dole Act of 1980 (Bayh-Dole Act). In particular, the federal government retains a “nonexclusive, nontransferable, irrevocable, paid-up license” for its own benefit to inventions produced with its financial assistance. The Bayh-Dole Act also provides federal agencies with “march-in rights.” March-in rights allow the government, in specified circumstances, to require the contractor or successors in title to the patent to grant a “nonexclusive, partially exclusive, or exclusive license” to a “responsible applicant or applicants.” If the patent owner refuses to do so, the government may grant the license itself. Intellectual property discovered under government-funded programs are also subject to certain reporting requirements, compliance with which may require us or our licensors to expend substantial resources and failure to comply may lead to loss of rights. Such intellectual property is also subject to a preference for U.S. industry, which may limit our ability to contract with foreign product manufacturers for products covered by such intellectual property. Moreover, we sometimes collaborate with academic institutions to accelerate our preclinical research or development, and we cannot be sure that any co-developed intellectual property will be free from government rights pursuant to the Bayh-Dole Act. If, in the future, we co-own or license in technology which is critical to our business that is developed in whole or in part with federal funds subject to the Bayh-Dole Act, our ability to enforce or otherwise exploit patents covering such technology may be adversely affected.

If we are unable to obtain and maintain sufficient intellectual property protection for our platform technologies and product candidates, or if the scope of the intellectual property protection is not sufficiently broad, our competitors could develop and commercialize products similar or identical to ours, and our ability to successfully commercialize our products may be adversely affected.

We anticipate that we will file additional patent applications both in the United States and in other countries, as appropriate. However, we cannot predict:

- if and when any patents will issue;
- the degree and range of protection any issued patents will afford us against competitors, including whether third parties will find ways to invalidate or otherwise circumvent our patents;
- whether others will apply for or obtain patents claiming aspects similar to those covered by our patents and patent applications;
- whether we will need to initiate litigation or administrative proceedings to defend our patent rights, which may be costly whether we win or lose; or

[Table of Contents](#)

- whether the patent applications that we own, or in-license will result in issued patents with claims that cover our product candidates or uses thereof in the United States or in other foreign countries.

Our success depends in large part on our ability to obtain and maintain patent protection in the United States and other countries with respect to our platform technologies and product candidates. We seek to protect our proprietary position by filing patent applications in the United States and abroad related to our novel discoveries and technologies that are important to our business.

Obtaining and enforcing patents is expensive and time-consuming, and we may not be able to file and prosecute all necessary or desirable patent applications or maintain and/or enforce patents that may issue based on our patent applications, at a reasonable cost or in a timely manner, including as a result of the COVID-19 pandemic impacting our or our licensors' operations. It is also possible that we will fail to identify patentable aspects of our research and development results before it is too late to obtain patent protection. Although we enter into non-disclosure and confidentiality agreements with parties who have access to patentable aspects of our research and development output, such as our employees, corporate collaborators, outside scientific collaborators, contract research organizations, contract manufacturers, consultants, advisors and other third parties, any of these parties may breach these agreements and disclose such results before a patent application is filed, thereby jeopardizing our ability to seek patent protection.

Composition of matter patents for biological and pharmaceutical products such as *in vivo* and *ex vivo* cell engineering product candidates often provide a strong form of intellectual property protection for those types of products, as such patents provide protection without regard to any method of use. We cannot be certain, however, that the claims in our pending patent applications covering the composition of matter of our product candidates will be considered patentable by the USPTO, or by patent offices in foreign countries, or that the claims in any of our issued patents will be considered valid and enforceable by courts in the United States or foreign countries. Method of use patents protect the use of a product for the specified method. This type of patent does not prevent a competitor from making and marketing a product that is identical to our product for an indication that is outside the scope of the patented method. Moreover, even if competitors do not actively promote their product for our targeted indications, physicians may prescribe these products "off-label" for those uses that are covered by our method of use patents. Although off-label prescriptions may infringe or contribute to the infringement of method of use patents, the practice is common and such infringement is difficult to prevent or prosecute.

The strength of patents in the biotechnology and pharmaceutical field can be uncertain, and evaluating the scope of such patents involves complex legal, factual and scientific analyses and has in recent years been the subject of much litigation, resulting in court decisions, including Supreme Court decisions, which have increased uncertainties as to the ability to enforce patent rights in the future. The patent applications that we own or in-license may fail to result in issued patents with claims that cover our product candidates or uses thereof in the United States or in other foreign countries. Even if the patents do successfully issue, third parties may challenge the validity, enforceability, or scope thereof, which may result in such patents being narrowed, invalidated, or held unenforceable. In the event of litigation or administrative proceedings, we cannot be certain that the claims in any of our issued patents will be considered valid by courts in the United States or foreign countries. Furthermore, even if they are unchallenged, our patents and patent applications may not adequately protect our intellectual property or prevent others from designing their products to avoid being covered by our claims. If the breadth or strength of protection provided by the patent applications we hold with respect to our product candidates is threatened, this could dissuade companies from collaborating with us to develop, and could threaten our ability to commercialize, our product candidates. In addition, the laws of foreign countries may not protect our rights to the same extent as the laws of the United States, or vice versa. Further, if we encounter delays in our clinical trials, the period of time during which we could market our product candidates under patent protection would be reduced.

We may not identify relevant third-party patents or may incorrectly interpret the relevance, scope or expiration of a third-party patent, which might adversely affect our ability to develop and market our products.

We cannot guarantee that any of our patent searches or analyses, including the identification of relevant patents, the scope of patent claims or the expiration of relevant patents, are complete or thorough, nor can we be certain that we have identified each and every third-party patent and pending application in the United States and abroad that is relevant to or necessary for the commercialization of our product candidates in any jurisdiction. The scope of a patent claim is determined by an interpretation of the law, the written disclosure in a patent and the patent's prosecution history. Our interpretation of the relevance or the scope of a patent or a pending application may be incorrect, which may negatively impact our ability to market our products. We may incorrectly determine that our products are not covered by a third-party patent or may incorrectly predict whether a third-party's pending application will issue with claims of relevant scope. Our determination of the expiration date of any patent in the United States or abroad that we consider relevant may be incorrect, which may negatively impact our ability to develop and market our product candidates. Our failure to identify and correctly interpret relevant patents may negatively impact our ability to develop and market our products.

One aspect of the determination of patentability of our inventions depends on the scope and content of the "prior art," information that was or is deemed available to a person of skill in the relevant art prior to the priority date of the claimed invention. There may be prior art of which we are not aware that may affect the patentability of our patent claims or, if issued, affect the validity or enforceability of a patent claim. Further, we may not be aware of all third-party intellectual property rights potentially relating to our product candidates or their intended uses, and as a result the impact of such third-party intellectual property rights upon the patentability of our own patents and patent applications, as well as the impact of such third-party intellectual property upon our freedom to operate, is highly uncertain. Because patent applications in the United States and most other countries are confidential for typically a period of 18 months after filing, or may not be published at all, we cannot be certain that we were the first to file any patent application related to our product candidates. As a result, the issuance, scope, validity, enforceability and commercial value of our patent rights are highly uncertain. Furthermore, for U.S. applications in which all claims are entitled to a priority date before March 16, 2013, an interference proceeding can be provoked by a third party or instituted by the USPTO to determine who was the first to invent any of the subject matter covered by the patent claims of our applications. For U.S. applications containing a claim not entitled to priority before March 16, 2013, there is a greater level of uncertainty in the patent law in view of the passage of the America Invents Act, which brought into effect significant changes to the U.S. patent laws, including new procedures for challenging pending patent applications and issued patents.

Our patents or pending patent applications may be challenged in the courts or patent offices in the United States and abroad. For example, we may be subject to a third-party pre-issuance submission of prior art to the USPTO or become involved in post-grant review procedures, oppositions, derivations, reexaminations, or *inter partes* review proceedings, in the United States or elsewhere, challenging our patent rights or the patent rights of others. An adverse determination in any such challenges may result in loss of exclusivity or in patent claims being narrowed, invalidated, or held unenforceable, in whole or in part, which could limit our ability to stop others from using or commercializing similar or identical technology and products, or limit the duration of the patent protection of our technology and products. In addition, given the amount of time required for the development, testing and regulatory review of new product candidates, patents protecting such candidates might expire before or shortly after such candidates are commercialized. Any failure to obtain or maintain patent protection with respect to our product candidates could have a material adverse effect on our business, financial condition, results of operations and prospects.

Intellectual property rights do not necessarily address all potential threats to our competitive advantage.

The degree of future protection afforded by our intellectual property rights is uncertain because intellectual property rights have limitations and may not adequately protect our business or permit us to maintain our competitive advantage. For example:

- others may be able to make product candidates that are similar to ours but that are not covered by the claims of the patents that we own or have exclusively licensed;
- we or our licensors or future collaborators might not have been the first to make the inventions covered by the issued patent or pending patent application that we own or have exclusively licensed;
- we or our licensors or future collaborators might not have been the first to file patent applications covering certain of our inventions;
- others may independently develop similar or alternative technologies or duplicate any of our technologies without infringing our intellectual property rights;
- it is possible that our pending patent applications will not lead to issued patents;
- issued patents that we own or have exclusively licensed may be held invalid or unenforceable, as a result of legal challenges by our competitors;
- our competitors might conduct research and development activities in countries where we do not have patent rights and then use the information learned from such activities to develop competitive products for sale in our major commercial markets;
- we may not develop additional proprietary technologies that are patentable;
- we cannot predict the scope of protection of any patent issuing based on our patent applications, including whether the patent applications that we own or in-license will result in issued patents with claims that cover our product candidates or uses thereof in the United States or in other foreign countries;
- the claims of any patent issuing based on our patent applications may not provide protection against competitors or any competitive advantages, or may be challenged by third parties;
- if enforced, a court may not hold that our patents are valid, enforceable and infringed;
- we may need to initiate litigation or administrative proceedings to enforce and/or defend our patent rights which will be costly whether we win or lose;
- we may choose not to file a patent in order to maintain certain trade secrets or know-how, and a third party may subsequently file a patent covering such intellectual property;
- we may fail to adequately protect and police our trademarks and trade secrets; and
- the patents of others may have an adverse effect on our business, including if others obtain patents claiming subject matter similar to or improving that covered by our patents and patent applications.

Should any of these events occur, they could significantly harm our business, results of operations and prospects.

Confidentiality agreements with employees and third parties may not prevent unauthorized disclosure of trade secrets and other proprietary information.

In addition to the protection afforded by patents, we seek to rely on trade secret protection and confidentiality agreements to protect proprietary know-how that is not patentable or that we elect not to patent, processes for which patents are difficult to enforce, and any other elements of our product candidates, technology and product discovery and development processes that involve proprietary know-how, information, or

technology that is not covered by patents. Any disclosure, either intentional or unintentional, by our employees, the employees of third parties with whom we share our facilities or third-party consultants and vendors that we engage to perform research, clinical trials or manufacturing activities, or misappropriation by third parties (such as through a cybersecurity breach) of our trade secrets or proprietary information could enable competitors to duplicate or surpass our technological achievements, thus eroding our competitive position in our market. Because we expect to rely on third parties in the development and manufacture of our product candidates, we must, at times, share trade secrets with them. Our reliance on third parties requires us to share our trade secrets, which increases the possibility that a competitor will discover them or that our trade secrets will be misappropriated or disclosed.

Trade secrets and confidential information, however, may be difficult to protect. We seek to protect our trade secrets, know-how and confidential information, including our proprietary processes, in part, by entering into confidentiality agreements with our employees, consultants, outside scientific advisors, contractors, and collaborators. We require our employees to enter into written employment agreements containing provisions of confidentiality and obligations to assign to us any inventions generated in the course of their employment. With our consultants, contractors, and outside scientific collaborators, these agreements typically include invention assignment obligations. We cannot guarantee that we have entered into such agreements with each party that may have or has had access to our trade secrets or proprietary technology and processes. Although we use reasonable efforts to protect our trade secrets, our employees, consultants, outside scientific advisors, contractors, and collaborators might intentionally or inadvertently disclose our trade secret information to competitors. In addition, competitors may otherwise gain access to our trade secrets or independently develop substantially equivalent information and techniques. Despite these efforts, any of these parties may breach the agreements and disclose our proprietary information, including our trade secrets, and we may not be able to obtain adequate remedies for such breaches. Enforcing a claim that a party illegally disclosed or misappropriated a trade secret is difficult, expensive and time-consuming, and the outcome is unpredictable. If any of our trade secrets were to be lawfully obtained or independently developed by a competitor or other third-party, we would have no right to prevent them from using that technology or information to compete with us. Furthermore, the laws of some foreign countries do not protect proprietary rights to the same extent or in the same manner as the laws of the United States. As a result, we may encounter significant problems in protecting and defending our intellectual property both in the United States and abroad. If we are unable to prevent unauthorized material disclosure of our intellectual property to third parties, or misappropriation of our intellectual property by third parties, we will not be able to establish or maintain a competitive advantage in our market, which could materially adversely affect our business, operating results, and financial condition.

Third-party claims of intellectual property infringement against us or our collaborators may prevent or delay our product discovery and development efforts.

Our commercial success depends in part on our avoiding infringement of the patents and proprietary rights of third parties. There is a substantial amount of litigation involving patents and other intellectual property rights in the biotechnology and pharmaceutical industries, as well as administrative proceedings for challenging patents, including interference, derivation, *inter partes* review, post-grant review and reexamination proceedings before the USPTO or oppositions and other comparable proceedings in foreign jurisdictions. Furthermore, patent reform and changes to patent laws add uncertainty to the possibility of challenge to our patents in the future. We cannot assure you that our product candidates and other proprietary technologies we may develop will not infringe existing or future patents owned by third parties. Litigation or other legal proceedings relating to intellectual property claims, with or without merit, is unpredictable and generally expensive and time consuming and, even if resolved in our favor, is likely to divert significant resources from our core business, including distracting our technical and management personnel from their normal responsibilities. Such litigation or proceedings could substantially increase our operating losses and reduce the resources available for development activities or any future sales, marketing or distribution activities. We may not have sufficient financial or other resources to adequately conduct such litigation or proceedings. Some of our competitors may be able to sustain the costs of such litigation or proceedings more effectively than we can because of their greater financial

[Table of Contents](#)

resources and more mature and developed intellectual property portfolios. Uncertainties resulting from the initiation and continuation of patent litigation or other proceedings could have a material adverse effect on our ability to compete in the marketplace.

Numerous U.S. and foreign issued patents and pending patent applications owned by third parties exist in the fields in which we are developing our product candidates. We cannot provide any assurances that third-party patents do not exist which might be enforced against our current product candidates or future products, resulting in either an injunction prohibiting our sales, or, with respect to our sales, an obligation on our part to pay royalties and/or other forms of compensation to third parties. As the biotechnology and pharmaceutical industries expand and more patents are issued, the risk increases that our product candidates may give rise to claims of infringement of the patent rights of others. Third parties may assert that we infringe their patents or other intellectual property, or that we are otherwise employing their proprietary technology without authorization, and may sue us. There may be third-party patents of which we are currently unaware with claims to compositions, formulations, methods of manufacture, or methods of use or treatment that cover our product candidates. It is also possible that patents owned by third parties of which we are aware, but which we do not believe are relevant to our product candidates and other proprietary technologies we may develop, could be found to be infringed by our product candidate. Because patent applications can take many years to issue, there may be currently pending patent applications that may later result in issued patents that our product candidates may infringe. In addition, third parties, our competitors in both the United States and abroad, many of which have substantially greater resources and have made substantial investments in patent portfolios and competing technologies, may obtain patents in the future that may prevent, limit or otherwise interfere with our ability to make, use and sell our product candidates, and may claim that use of our technologies or the manufacture, use, or sale of our product candidates infringes upon these patents. If any such third-party patents were held by a court of competent jurisdiction to cover our technologies or product candidates, or if we are found to otherwise infringe a third-party's intellectual property rights, the holders of any such patents may be able to block, including by court order, our ability to develop, manufacture or commercialize the applicable product candidate unless we obtain a license under the applicable patents or other intellectual property, or until such patents expire or are finally determined to be held invalid or unenforceable. Such a license may not be available on commercially reasonable terms or at all. Even if we were able to obtain a license, it could be non-exclusive, thereby giving our competitors access to the same technologies licensed to us. If we are unable to obtain a necessary license to a third-party patent on commercially reasonable terms, our ability to commercialize our product candidates may be impaired or delayed, which could in turn significantly harm our business.

The pharmaceutical and biotechnology industries have produced a considerable number of patents, and it may not always be clear to industry participants, including us, which patents cover various types of products or methods of use. The coverage of patents is subject to interpretation by the courts, and the interpretation is not always uniform. If we were sued for patent infringement, we would need to demonstrate that our product candidates, products or methods either do not infringe the patent claims of the relevant patent or that the patent claims are invalid or unenforceable, and we may not be able to do this. Proving invalidity may be difficult. For example, in the United States, proving invalidity in court requires a showing of clear and convincing evidence to overcome the presumption of validity enjoyed by issued patents, and there is no assurance that a court of competent jurisdiction would invalidate the claims of any such U.S. patent. Even if we are successful in these proceedings, we may incur substantial costs and the time and attention of our management and scientific personnel could be diverted in pursuing these proceedings, which could have a material adverse effect on our business and operations. In addition, we may not have sufficient resources to bring these actions to a successful conclusion.

Third parties asserting their patent or other intellectual property rights against us may seek and obtain injunctive or other equitable relief, which could effectively block our ability to further develop and commercialize our product candidates or force us to cease some of our business operations. Defense of these claims, regardless of their merit, would involve substantial litigation expense and would be a substantial diversion of management and other employee resources from our business, cause development delays, and may

impact our reputation. In the event of a successful claim of infringement against us, we may have to pay substantial damages, including treble damages and attorneys' fees for willful infringement, obtain one or more licenses from third parties, pay royalties, or redesign our infringing products, which may be impossible on a cost-effective basis or require substantial time and monetary expenditure. In that event, we would be unable to further develop and commercialize our product candidates, which could harm our business significantly. Claims that we have misappropriated the confidential information or trade secrets of third parties could have a similar negative impact on our business.

Issued patents covering our product candidates could be found invalid or unenforceable if challenged in court or before the USPTO or comparable foreign authority.

If we or one of our licensing partners initiate legal proceedings against a third party to enforce a patent covering one of our product candidates, the defendant could counterclaim we infringe their patents or that the patent covering our product candidate is invalid or unenforceable, or both. In patent litigation in the United States, defendant counterclaims alleging invalidity or unenforceability are commonplace, and there are numerous grounds upon which a third party can assert invalidity or unenforceability of a patent, including lack of novelty, obviousness, non-enablement or insufficient written description or that someone connected with prosecution of the patent withheld relevant information from the USPTO or made a misleading statement during prosecution. Third parties may also raise similar claims before administrative bodies in the United States or abroad, even outside the context of litigation. Such mechanisms include re-examination, *inter partes* review, post-grant review, and equivalent proceedings in foreign jurisdictions, such as opposition or derivation proceedings. Such proceedings could result in revocation or amendment to our patents in such a way that they no longer cover and protect our product candidates. The outcome following legal assertions of invalidity and unenforceability is unpredictable. In any patent infringement proceeding, there is a risk that a court will decide that a patent of ours is invalid or unenforceable, in whole or in part, and that we do not have the right to stop the other party from using the invention at issue. There is also a risk that, even if the validity of such patents is upheld, the court will construe the patent's claims narrowly or decide that we do not have the right to stop the other party from using the invention at issue on the grounds that our patent claims do not cover the invention, or decide that the other party's use of our patented technology falls under the safe harbor to patent infringement under 35 U.S.C. §271(e)(1). With respect to the validity of our patents, for example, we cannot be certain that there is no invalidating prior art of which we, our patent counsel, and the patent examiner were unaware during prosecution. If a defendant were to prevail on a legal assertion of invalidity and/or unenforceability, we would lose at least part, and perhaps all, of the patent protection on our product candidates and such an outcome may limit our ability to assert our patents against those parties or other competitors and may curtail or preclude our ability to exclude third parties from making and selling similar or competitive products. Such a loss of patent protection could have a material adverse impact on our business. Similarly, if we assert trademark infringement claims, a court may determine that the marks we have asserted are invalid or unenforceable, or that the party against whom we have asserted trademark infringement has superior rights to the marks in question. In this case, we could ultimately be forced to cease use of such trademarks.

Obtaining and maintaining our patent protection depends on compliance with various procedural, document submission, fee payment, and other requirements imposed by governmental patent agencies, and our patent protection could be reduced or eliminated for non-compliance with these requirements.

Periodic maintenance fees on any issued patent are due to be paid to the USPTO and foreign patent agencies in several stages over the lifetime of the patent. The USPTO and various foreign governmental patent agencies require compliance with a number of procedural, documentary, fee payment, and other similar provisions during the patent application process. Although an inadvertent lapse, including due to the effect of the COVID-19 pandemic on us or our patent maintenance vendors, can in many cases be cured by payment of a late fee or by other means in accordance with the applicable rules, there are situations in which noncompliance can result in abandonment or lapse of the patent or patent application, resulting in partial or complete loss of patent rights in the relevant jurisdiction. Noncompliance events that could result in abandonment or lapse of a patent or patent

application include failure to respond to official actions within prescribed time limits, non-payment of fees, and failure to properly legalize and submit formal documents. In any such event, our competitors might be able to enter the market, which would have a material adverse effect on our business.

The lives of our patents may not be sufficient to effectively protect our products and business.

Patents have a limited lifespan. In the United States, if all maintenance fees are paid timely, the natural expiration of a patent is generally 20 years after its first effective nonprovisional filing date. Although various extensions may be available, the life of a patent, and the protection it affords, is limited. Given the amount of time required for the development, testing and regulatory review of new product candidates, patents protecting such candidates might expire before or shortly after such product candidates are commercialized. Even if patents covering our product candidates are obtained, once the patent life has expired for a product, we may be open to competition from biosimilar or generic medications. As a result, our patent portfolio may not provide us with sufficient rights to exclude others from commercializing product candidates similar or identical to ours. Our patents issued as of October 30, 2020 will expire on dates ranging from 2023 to 2037, subject to any patent extensions that may be available for such patents. If patents are issued on our patent applications pending as of October 30, 2020, the resulting patents are projected to expire on dates ranging from 2023 to 2041. In addition, although upon issuance in the United States a patent's life can be increased based on certain delays caused by the USPTO, this increase can be reduced or eliminated based on certain delays caused by the patent applicant during patent prosecution. A patent term extension based on regulatory delay may be available in the United States. However, only a single patent can be extended for each marketing approval, and any patent can be extended only once, for a single product. Moreover, the scope of protection during the period of the patent term extension does not extend to the full scope of the claim, but instead only to the scope of the product as approved. Laws governing analogous patent term extensions in foreign jurisdictions vary widely, as do laws governing the ability to obtain multiple patents from a single patent family. Additionally, we may not receive an extension if we fail to exercise due diligence during the testing phase or regulatory review process, apply within applicable deadlines, fail to apply prior to expiration of relevant patents or otherwise fail to satisfy applicable requirements. If we are unable to obtain patent term extension or restoration, or the term of any such extension is less than we request, the period during which we will have the right to exclusively market our product will be shortened and our competitors may obtain approval of competing products following our patent expiration and may take advantage of our investment in development and clinical trials by referencing our clinical and preclinical data to launch their product earlier than might otherwise be the case, and our revenue could be reduced, possibly materially. If we do not have sufficient patent life to protect our products, our business and results of operations will be adversely affected.

We may be subject to claims challenging the inventorship or ownership of our patents and other intellectual property.

We may be subject to claims that former employees, collaborators, or other third parties have an interest in our patents or other intellectual property as an inventor or co-inventor. The failure to name the proper inventors on a patent application can result in the patents issuing thereon being unenforceable. Inventorship disputes may arise from conflicting views regarding the contributions of different individuals named as inventors, the effects of foreign laws where foreign nationals are involved in the development of the subject matter of the patent, conflicting obligations of third parties involved in developing our product candidates or as a result of questions regarding co-ownership of potential joint inventions. For example, we may have inventorship disputes arise from conflicting obligations of consultants or others who are involved in developing our product candidates. Alternatively, or additionally, we may enter into agreements to clarify the scope of our rights in such intellectual property. Litigation may be necessary to defend against these and other claims challenging inventorship. If we fail in defending any such claims, in addition to paying monetary damages, we may lose valuable intellectual property rights, such as exclusive ownership of, or right to use, valuable intellectual property. Such an outcome could have a material adverse effect on our business. Even if we are successful in defending against such claims, litigation could result in substantial costs and be a distraction to management and other employees.

We or our licensors may have relied on third-party consultants or collaborators or on funds from third parties, such as the U.S. government, such that we or our licensors are not the sole and exclusive owners of the patents we in-licensed. If other third parties have ownership rights or other rights to our patents, including in-licensed patents, they may be able to license such patents to our competitors, and our competitors could market competing products and technology. This could have a material adverse effect on our competitive position, business, financial conditions, results of operations, and prospects.

In addition, while it is our policy to require our employees and contractors who may be involved in the conception or development of intellectual property to execute agreements assigning such intellectual property to us, we may be unsuccessful in executing such an agreement with each party who, in fact, conceives or develops intellectual property that we regard as our own. The assignment of intellectual property rights may not be self-executing, or the assignment agreements may be breached, and we may be forced to bring claims against third parties, or defend claims that they may bring against us, to determine the ownership of what we regard as our intellectual property. Such claims could have a material adverse effect on our business, financial condition, results of operations, and prospects.

If our trademarks and trade names are not adequately protected, then we may not be able to build name recognition in our markets of interest and our business may be adversely affected.

Our current or future trademarks or trade names may be challenged, infringed, circumvented or declared generic or descriptive determined to be infringing on other marks. We may not be able to protect our rights to these trademarks and trade names or may be forced to stop using these names, which we need for name recognition by potential partners or customers in our markets of interest. During trademark registration proceedings, we may receive rejections of our applications by the USPTO or in other foreign jurisdictions. Although we would be given an opportunity to respond to those rejections, we may be unable to overcome such rejections. In addition, in the USPTO and in comparable agencies in many foreign jurisdictions, third parties are given an opportunity to oppose pending trademark applications and to seek to cancel registered trademarks. Opposition or cancellation proceedings may be filed against our trademarks, and our trademarks may not survive such proceedings. If we are unable to establish name recognition based on our trademarks and trade names, we may not be able to compete effectively and our business may be adversely affected. We may license our trademarks and trade names to third parties, such as distributors. Though these license agreements may provide guidelines for how our trademarks and trade names may be used, a breach of these agreements or misuse of our trademarks and tradenames by our licensees may jeopardize our rights in or diminish the goodwill associated with our trademarks and trade names.

Moreover, any name we have proposed to use with our product candidate in the United States must be approved by the FDA, regardless of whether we have registered it, or applied to register it, as a trademark. Similar requirements exist in Europe. The FDA typically conducts a review of proposed product names, including an evaluation of potential for confusion with other product names. If the FDA (or an equivalent administrative body in a foreign jurisdiction) objects to any of our proposed proprietary product names, it may be required to expend significant additional resources in an effort to identify a suitable substitute name that would qualify under applicable trademark laws, not infringe the existing rights of third parties and be acceptable to the FDA. Furthermore, in many countries, owning and maintaining a trademark registration may not provide an adequate defense against a subsequent infringement claim asserted by the owner of a senior trademark. At times, competitors or other third parties may adopt trade names or trademarks similar to ours, thereby impeding our ability to build brand identity and possibly leading to market confusion. In addition, there could be potential trade name or trademark infringement claims brought by owners of other registered trademarks or trademarks that incorporate variations of our registered or unregistered trademarks or trade names. If we assert trademark infringement claims, a court may determine that the marks we have asserted are invalid or unenforceable, or that the party against whom we have asserted trademark infringement has superior rights to the marks in question. In this case, we could ultimately be forced to cease use of such trademarks.

Our internal computer systems, or those used by our third-party research institution collaborators, CROs, CDMOs, or other contractors or consultants, may fail or suffer security breaches.

We are increasingly dependent upon information technology systems, infrastructure and data to operate our business. In the ordinary course of business, we collect, store and transmit confidential information (including but not limited to intellectual property, proprietary business information and personal information). It is critical that we do so in a secure manner to maintain the confidentiality and integrity of such confidential information. We also have outsourced elements of our operations to third parties, and as a result we manage a number of third-party contractors who have access to our confidential information, including third party vendors of IT and data security systems and services. While we generally have agreements requiring such vendors to use industry standard practices for data security, we have no operational control over them.

Despite the implementation of security measures (including edge technology designed to identify and protect our network from infiltration by third party systems), our internal computer systems and those of our future CROs and CDMOs, and other contractors and consultants as well as third party vendors of IT and data security systems and services, are vulnerable to damage and interruptions from security breaches, computer viruses, fraud and similar incidents involving the loss or unauthorized access of confidential information. One such third party vendor is SolarWinds Corporation (SolarWinds), a provider of IT monitoring and management products and services, including its Orion Platform products, which are used by over 30,000 businesses including ours. SolarWinds experienced a cyberattack that appears likely to be the result of a supply chain attack by an outside nation state. SolarWinds has stated that, as a result of the attack, software updates related to its Orion Platform products delivered between March and June 2020 included vulnerabilities, and that its investigation is ongoing. Since being notified of the attack, we have taken steps to mitigate the vulnerabilities identified within the Orion Platform products. Although investigations remain ongoing regarding the extent to which our confidential information was accessed, lost or stolen as a result of this cyberattack on SolarWinds, any such access, loss or theft could have a materially adverse effect on our business.

While we have not to our knowledge experienced any material system failure, accident or security breach to date, because techniques used to obtain unauthorized access or to sabotage systems are constantly evolving, change frequently, and generally are not recognized until they are launched against a target, we cannot be sure that our continued data protection efforts and investment in information technology will prevent future significant breakdowns, data leakages, breaches in our systems or the systems of our third party contractors and collaborators, or other cyber incidents that could have a material adverse effect upon our reputation, business, operations or financial condition. If such an event were to occur and cause interruptions in our operations, it could result in a material disruption of our programs and the development of our product candidates could be delayed. For example, the loss of or inability to access clinical trial data for our product candidates could result in delays in further development and commercialization of our product candidates and in our regulatory and marketing approval efforts and significantly increase our costs to recover or reproduce the data. Furthermore, significant disruptions or security breaches of our internal information technology systems or our third party contractors and collaborators' information technology systems could result in the loss, misappropriation, and/or unauthorized access, use, or disclosure of, or the prevention of access to, our confidential information (including trade secrets or other intellectual property, proprietary business information, and personal information), which could also result in financial, legal, business, and reputational harm to us. Any such event that leads to unauthorized access, use, or disclosure of personal information, including personal information regarding our clinical trial subjects or employees, could delay further development and commercialization of our product candidates, harm our reputation directly, compel us to comply with federal and/or state breach notification laws and foreign law equivalents, subject us to mandatory corrective action, and otherwise subject us to liability under laws and regulations that protect the privacy and security of personal information, which could result in significant legal and financial exposure and reputational damages that could potentially have an adverse effect on our business.

We have and will enter into collaboration, license, contract research and/or manufacturing relationships with contract organizations that operate in certain countries that are at heightened risk of theft of technology, data and

intellectual property through direct intrusion by private parties or foreign actors, including those affiliated with or controlled by state actors. Accordingly, our efforts to protect and enforce our intellectual property rights around the world may be inadequate to obtain a significant commercial advantage from the intellectual property that we develop or license, and we may be at heightened risk of losing our proprietary intellectual property rights around the world, including outside of such countries, to the extent such theft or intrusion destroy the proprietary nature of our intellectual property.

Risks Related to Ownership of Our Common Stock

Our principal stockholders and management own a significant percentage of our stock and will be able to exert significant control over matters subject to stockholder approval.

Prior to this offering, as of December 31, 2020, our executive officers, directors, holders of 5% or more of our capital stock and their respective affiliates owned approximately 42.2% of our outstanding voting stock and, upon the closing of this offering, that same group will own approximately 38.6% of our outstanding voting stock (assuming no exercise of the underwriters' option to purchase additional shares and without giving effect to any purchases that certain of these holders may make through our directed share program or otherwise in this offering). Therefore, even after this offering these stockholders will have the ability to influence us through this ownership position. These stockholders may be able to determine all matters requiring stockholder approval. For example, these stockholders may be able to control elections of directors, amendments of our organizational documents, or approval of any merger, sale of assets, or other major corporate transaction. In addition, certain of our principal stockholders, including ARCH Venture Partners and Flagship Pioneering, have designated certain of our directors for election to the Board. This may prevent or discourage unsolicited acquisition proposals or offers for our common stock that you may feel are in your best interest as one of our stockholders.

Future sales of our common stock in the public market could cause our common stock price to fall.

Our common stock price could decline as a result of sales of a large number of shares of common stock after this offering or the perception that these sales could occur. These sales, or the possibility that these sales may occur, might also make it more difficult for us to sell equity securities in the future at a time and price that we deem appropriate.

Upon the completion of this offering, 175,341,776 shares of common stock will be outstanding (or 177,564,776 shares if the underwriters exercise their over-allotment option to purchase additional shares from us in full), based on the number of shares outstanding as of September 30, 2020.

Substantially all shares of common stock expected to be sold in this offering (excluding any shares sold to our directors or officers in the directed share program) will be freely tradable without restriction or further registration under the Securities Act unless held by our "affiliates" as defined in Rule 144 under the Securities Act. The resale of the remaining 160,314,776 shares, or 91.4% of our outstanding shares of common stock following this offering, is currently prohibited or otherwise restricted as a result of securities law provisions, market standoff agreements entered into by certain of our stockholders with us or lock-up agreements entered into by our stockholders with the underwriters in connection with this offering. However, subject to applicable securities law restrictions, these shares will be able to be sold in the public market beginning 181 days after the date of this prospectus. Shares issued upon the exercise of stock options outstanding under our equity incentive plans or pursuant to future awards granted under those plans will become available for sale in the public market to the extent permitted by the provisions of applicable vesting schedules, market stand-off agreements and/or lock-up agreements, as well as Rules 144 and 701 under the Securities Act. For more information, see the section titled "Shares Eligible for Future Sale."

Upon the completion of this offering, the holders of approximately 134.1 million shares, or 76.5% of our outstanding shares following this offering, of our common stock will have rights, subject to some conditions, to require us to file registration statements covering the sale of their shares or to include their shares in registration statements that we may file for ourselves or our other stockholders. We also intend to register the offer and sale

[Table of Contents](#)

of all shares of common stock that we may issue under our equity compensation plans. Once we register the offer and sale of shares for the holders of registration rights and shares that may be issued under our equity incentive plans, these shares will be able to be sold in the public market upon issuance, subject to the lock-up agreements described under “Underwriting.”

In addition, in the future, we may issue additional shares of common stock, or other equity or debt securities convertible into common stock, in connection with a financing, acquisition, employee arrangement, or otherwise. Any such issuance could result in substantial dilution to our existing stockholders and could cause the price of our common stock to decline.

There has been no prior public market for our common stock, and an active trading market may not develop or be sustained.

There has been no public market for our common stock prior to this offering. The IPO price for our common stock was determined through negotiations among the underwriters and us and may vary from the market price of our common stock following this offering. An active or liquid market in our common stock may not develop upon closing of this offering or, if it does develop, it may not be sustainable. The lack of an active market may impair the value of your shares, your ability to sell your shares at the time you wish to sell them and the prices that you may obtain for your shares. An inactive market may also impair our ability to raise capital by selling our common stock and our ability to acquire other companies, products, or technologies by using our common stock as consideration.

If you purchase shares of our common stock in our initial public offering, you will experience substantial and immediate dilution.

The assumed initial public offering price of \$21.50 per share, which is the midpoint of the price range set forth on the cover page of this prospectus, is substantially higher than the net tangible book value per share of our outstanding common stock immediately following the completion of this offering. If you purchase shares of common stock in this offering, you will experience substantial and immediate dilution in the pro forma net tangible book value per share of \$16.72 as of September 30, 2020. That is because the price that you pay will be substantially greater than the pro forma net tangible book value per share of the common stock that you acquire. This dilution is due in large part to the fact that our earlier investors paid substantially less than the assumed initial public offering price when they purchased their shares of our capital stock. You will experience additional dilution when those holding stock options exercise their right to purchase common stock under our equity incentive plans or when we otherwise issue additional shares of common stock. For additional details see the section titled “Dilution.”

We do not currently intend to pay dividends on our common stock and, consequently, our stockholders’ ability to achieve a return on their investment will depend on appreciation of the value of our common stock.

We have never declared or paid cash dividends on our common stock. We currently intend to retain all available funds and any future earnings to support operations and to finance the growth and development of our business. We do not intend to declare or pay any cash dividends on our capital stock in the foreseeable future. As a result, any investment return on our common stock will depend upon increases in the value for our common stock, which is not certain.

Participation in this offering by our existing stockholders and their affiliated entities may reduce the public float for our common stock.

To the extent certain of our existing stockholders and their affiliated entities participate in this offering, such purchases would reduce the non-affiliate public float of our shares, meaning the number of shares of our common stock that are not held by officers, directors and controlling stockholders. A reduction in the public float could

[Table of Contents](#)

reduce the number of shares that are available to be traded at any given time, thereby adversely impacting the liquidity of our common stock and depressing the price at which you may be able to sell shares of common stock purchased in this offering.

Provisions in our amended and restated certificate of incorporation and our amended and restated bylaws and Delaware law might discourage, delay or prevent a change in control of our company or changes in our management and, therefore, depress the market price of our common stock.

Our amended and restated certificate of incorporation and amended and restated bylaws, each to be in effect immediately prior to the completion of this offering, will contain provisions that could depress the market price of our common stock by acting to discourage, delay, or prevent a change in control of our company or changes in our management that the stockholders of our company may deem advantageous. These provisions, among other things:

- establish a staggered Board divided into three classes serving staggered three-year terms, such that not all members of the Board will be elected at one time;
- authorize our Board to issue new series of preferred stock without stockholder approval and create, subject to applicable law, a series of preferred stock with preferential rights to dividends or our assets upon liquidation, or with superior voting rights to our existing common stock;
- eliminate the ability of our stockholders to call special meetings of stockholders;
- eliminate the ability of our stockholders to fill vacancies on our Board;
- establish advance notice requirements for nominations for election to our Board or for proposing matters that can be acted upon by stockholders at our annual stockholder meetings;
- permit our Board to establish the number of directors;
- provide that our Board is expressly authorized to make, alter or repeal our amended bylaws;
- provide that stockholders can remove directors only for cause and only upon the approval of not less than 66 2/3% of all outstanding shares of our voting stock;
- require the approval of not less than 66 2/3% of all outstanding shares of our voting stock to amend our bylaws and specific provisions of our certificate of incorporation; and
- the jurisdictions in which certain stockholder litigation may be brought.

As a Delaware corporation, we will be subject to the anti-takeover provisions of Section 203 of the Delaware General Corporation Law, which prohibits a Delaware corporation from engaging in a business combination specified in the statute with an interested stockholder (as defined in the statute) for a period of three years after the date of the transaction in which the person first becomes an interested stockholder, unless the business combination is approved in advance by a majority of the independent directors or by the holders of at least two-thirds of the outstanding disinterested shares. The application of Section 203 of the Delaware General Corporation Law could also have the effect of delaying or preventing a change of control of our company.

Our current certificate of incorporation provides, and our amended and restated certificate of incorporation will provide that the Court of Chancery of the State of Delaware will be the exclusive forum for substantially all disputes between us and our stockholders, which could limit our stockholders' ability to obtain a favorable judicial forum for disputes with us or our directors, officers or employees.

Our amended and restated certificate of incorporation to be in effect upon the completion of this offering will provide that, unless we consent in writing to the selection of an alternative forum, the sole and exclusive forum, to the fullest extent permitted by law, for (i) any derivative action or proceeding brought on our behalf, (ii) any action asserting a breach of a fiduciary duty owed by any director, officer or other employee to us or our

[Table of Contents](#)

stockholders, (iii) any action asserting a claim against us or any director, officer, or other employee arising pursuant to the Delaware General Corporation Law, (iv) any action to interpret, apply, enforce, or determine the validity of our second amended and restated certificate of incorporation or amended and restated bylaws, or (v) any other action asserting a claim that is governed by the internal affairs doctrine, shall be the Court of Chancery of the State of Delaware (or another state court or the federal court located within the State of Delaware if the Court of Chancery does not have or declines to accept jurisdiction), in all cases subject to the court's having jurisdiction over indispensable parties named as defendants. In addition, our amended and restated certificate of incorporation will provide that the federal district courts of the United States will be the exclusive forum for resolving any complaint asserting a cause of action arising under the Securities Act but that the forum selection provision will not apply to claims brought to enforce a duty or liability created by the Exchange Act.

Although we believe these provisions benefit us by providing increased consistency in the application of Delaware law for the specified types of actions and proceedings, the provisions may have the effect of discouraging lawsuits against us or our directors and officers. Alternatively, if a court were to find the choice of forum provision contained in our amended and restated certificate of incorporation to be inapplicable or unenforceable in an action, we may incur additional costs associated with resolving such action in other jurisdictions, which could harm our business, financial condition, and operating results. For example, under the Securities Act, federal courts have concurrent jurisdiction over all suits brought to enforce any duty or liability created by the Securities Act, and investors cannot waive compliance with the federal securities laws and the rules and regulations thereunder. Any person or entity purchasing or otherwise acquiring any interest in our shares of capital stock shall be deemed to have notice of and consented to this exclusive forum provision, but will not be deemed to have waived our compliance with the federal securities laws and the rules and regulations thereunder.

Our ability to use our net operating loss carryforwards and certain other tax attributes may be limited.

Under the Tax Cuts and Jobs Act of 2017, as modified by the Coronavirus Aid, Relief, and Economic Stability Act, or CARES Act, our federal net operating losses, or NOLs, generated in tax years beginning after December 31, 2017, may be carried forward indefinitely, but the deductibility of such federal NOLs in tax years beginning after December 31, 2020, is limited to 80% of taxable income. It is uncertain if and to what extent various states will conform to the Tax Cuts and Jobs Act of 2017, or the CARES Act. In addition, under Sections 382 and 383 of the Internal Revenue Code of 1986, as amended, if a corporation undergoes an "ownership change," generally defined as a greater than 50 percentage point change (by value) in its equity ownership by certain stockholders over a three-year period, the corporation's ability to use its pre-change net operating loss carryforwards, or NOLs, and other pre-change tax attributes (such as research and development tax credits) to offset its post-change income or taxes may be limited. We may have experienced ownership changes in the past and may experience ownership changes as a result of this offering and/or subsequent shifts in our stock ownership (some of which are outside our control). As a result, our ability to use our pre-change NOLs and tax credits to offset post-change taxable income, if any, could be subject to limitations. Similar provisions of state tax law may also apply. In addition, at the state level, there may be periods during which the use of NOLs is suspended or otherwise limited, which could accelerate or permanently increase state taxes owed. For example, California recently imposed limits on the usability of California state NOLs and tax credits to offset California taxable income in tax years beginning after 2019 and before 2023. As a result, even if we attain profitability, we may be unable to use a material portion of our NOLs and tax credits.

General Risk Factors

Raising additional capital may cause dilution to our stockholders, restrict our operations, or require us to relinquish rights to our technologies or product candidates.

Until such time, if ever, as we can generate substantial product revenue, we expect to finance our operations with our existing cash, cash equivalents, and marketable securities, the net proceeds from this offering, any future

[Table of Contents](#)

equity or debt financings, and upfront, milestone, and royalties payments, if any, received under any future licenses or collaborations. If we raise additional capital through the sale of equity or convertible debt securities, your ownership interest will be diluted, and the terms of these securities may include liquidation or other preferences that adversely affect your rights as a holder of our common stock. In addition, the possibility of such issuance may cause the market price of our common stock to decline. Debt financing, if available, may result in increased fixed payment obligations and involve agreements that include covenants limiting or restricting our ability to take specific actions, such as incurring additional debt, making capital expenditures, declaring dividends, or acquiring, selling, or licensing intellectual property rights or assets, which could adversely impact our ability to conduct our business.

If we raise additional funds through collaborations, strategic alliances or marketing, distribution, or licensing arrangements with third parties, we may have to relinquish valuable rights to our intellectual property, technologies, future revenue streams, or product candidates or grant licenses on terms that may not be favorable to us. We could also be required to seek funds through arrangements with collaborators or others at an earlier stage than otherwise would be desirable. Any of these occurrences may have a material adverse effect on our business, operating results, and prospects.

We or the third parties upon whom we depend may be adversely affected by earthquakes or other natural disasters, and our business continuity and disaster recovery plans may not adequately protect us from a serious disaster.

Our corporate headquarters and other facilities are located in areas that have experienced significant natural disasters, including the San Francisco Bay Area and Seattle, Washington, which has experienced severe effects from wildfires and, in the case of San Francisco, severe earthquakes. We do not carry earthquake insurance. Earthquakes, wildfires or other natural disasters could severely disrupt our operations, and could materially and adversely affect our business, financial condition, results of operations and prospects.

If a natural disaster, power outage or other event occurred that prevented us from using all or a significant portion of our headquarters, that damaged critical infrastructure or that otherwise disrupted operations, it may be difficult or, in certain cases, impossible, for us to continue our business for a substantial period of time. The disaster recovery and business continuity plans we have in place currently are limited and are unlikely to prove adequate in the event of a serious disaster or similar event. We may incur substantial expenses as a result of the limited nature of our disaster recovery and business continuity plans, which, particularly when taken together with our lack of earthquake insurance, could have a material adverse effect on our business.

Furthermore, integral parties in our supply chain are similarly vulnerable to natural disasters or other sudden, unforeseen and severe adverse events. If such an event were to affect our supply chain, it could have a material adverse effect on our business.

We are subject to U.S. and certain foreign export and import controls, sanctions, embargoes, anti-corruption laws, and anti-money laundering laws and regulations. Compliance with these legal standards could impair our ability to compete in domestic and international markets. We can face criminal liability and other serious consequences for violations, which can harm our business.

We are subject to export control and import laws and regulations, including the U.S. Export Administration Regulations, U.S. Customs regulations, various economic and trade sanctions regulations administered by the U.S. Treasury Department's Office of Foreign Assets Controls, the U.S. Foreign Corrupt Practices Act of 1977, as amended (FCPA), the U.S. domestic bribery statute contained in 18 U.S.C. § 201, the U.S. Travel Act, the USA PATRIOT Act, and other state and national anti-bribery and anti-money laundering laws in the countries in which we conduct activities. Anti-corruption laws are interpreted broadly and prohibit companies and their employees, agents, contractors, and other collaborators from authorizing, promising, offering, or providing, directly or indirectly, improper payments or anything else of value to recipients in the public or private sector.

[Table of Contents](#)

We may engage third parties to sell our products outside the United States, to conduct clinical trials, and/or to obtain necessary permits, licenses, patent registrations, and other regulatory approvals. We have direct or indirect interactions with officials and employees of government agencies or government-affiliated hospitals, universities, and other organizations. We can be held liable for the corrupt or other illegal activities of our employees, agents, contractors, and other collaborators, even if we do not explicitly authorize or have actual knowledge of such activities. Any violations of the laws and regulations described above may result in substantial civil and criminal fines and penalties, imprisonment, the loss of export or import privileges, debarment, tax reassessments, breach of contract and fraud litigation, reputational harm, and other consequences.

The withdrawal of the United Kingdom from the European Union, commonly referred to as “Brexit,” may adversely impact our ability to obtain regulatory approvals of our product candidates in the European Union, result in restrictions or imposition of taxes and duties for importing our product candidates into the European Union, and may require us to incur additional expenses in order to develop, manufacture and commercialize our product candidates in the European Union.

Following the result of a referendum in 2016, the United Kingdom left the European Union on January 31, 2020, commonly referred to as “Brexit.” Pursuant to the formal withdrawal arrangements agreed between the United Kingdom and the European Union, the United Kingdom will be subject to a transition period until December 31, 2020 (the Transition Period), during which EU rules will continue to apply. Negotiations between the United Kingdom and the European Union are expected to continue in relation to the customs and trading relationship between the United Kingdom and the European Union following the expiry of the Transition Period.

Since a significant proportion of the regulatory framework in the United Kingdom applicable to our business and our product candidates is derived from EU directives and regulations, Brexit, following the Transition Period, could materially impact the regulatory regime with respect to the development, manufacture, importation, approval and commercialization of our product candidates in the United Kingdom or the European Union. For example, as a result of the uncertainty surrounding Brexit, the EMA relocated to Amsterdam from London. Following the Transition Period, the United Kingdom will no longer be covered by the centralized procedures for obtaining EU-wide marketing authorization from the EMA and, unless a specific agreement is entered into, a separate process for authorization of drug products, including our product candidates, will be required in the United Kingdom, the potential process for which is currently unclear. Any delay in obtaining, or an inability to obtain, any marketing approvals, as a result of Brexit or otherwise, would prevent us from commercializing our product candidates in the United Kingdom or the European Union and restrict our ability to generate revenue and achieve and sustain profitability. In addition, we may be required to pay taxes or duties or be subjected to other hurdles in connection with the importation of our product candidates into the European Union, or we may incur expenses in establishing a manufacturing facility in the European Union in order to circumvent such hurdles. If any of these outcomes occur, we may be forced to restrict or delay efforts to seek regulatory approval in the United Kingdom or the European Union for our product candidates, or incur significant additional expenses to operate our business, which could significantly and materially harm or delay our ability to generate revenues or achieve profitability of our business. Any further changes in international trade, tariff and import/export regulations as a result of Brexit or otherwise may impose unexpected duty costs or other non-tariff barriers on us. These developments, or the perception that any of them could occur, may significantly reduce global trade and, in particular, trade between the impacted nations and the United Kingdom.

From the beginning of 2021 (when the transitional period following the United Kingdom’s withdrawal from the European Union expires), we have to comply with the GDPR as well as the UK GDPR. Each regime has the ability to fine us up to the greater of €20 million (£17.5 million) or 4% of global turnover for non-compliance. The relationship between the UK and the EU in relation to transfers of personal data from the EU to the UK is not fully settled by the Brexit Trade and Cooperation Agreement (TCA). Instead, the TCA establishes a four- to six-month grace period during which transfers of personal data from the EU to the UK can continue without additional safeguards, provided that the UK maintains its pre-TCA data protection laws. During this time, the European Commission may adopt a UK adequacy decision which organizations can then rely on for EU to UK

[Table of Contents](#)

personal data transfers but, if no UK adequacy decision is adopted, the UK will be considered a third country at the end of the grace period and we will be required to implement additional safeguards for personal data transfers—some of which are subject currently being scrutinized or challenged—which could lead to additional costs and increase our overall risk exposure.

Even if approved, our products may not gain market acceptance, in which case we may not be able to generate product revenues, which will materially adversely affect our business, financial condition, and results of operations.

Even if the FDA or any comparable foreign regulatory authority approves the marketing of any product candidates that we develop, physicians, healthcare providers, patients, or the medical community may not accept or use them. Additionally, the product candidates that we are developing are based on our proprietary platforms, which are new technologies. If these products do not achieve an adequate level of acceptance, we may not generate significant product revenues or any profits from operations. The degree of market acceptance of any of our product candidates will depend on a variety of factors, including:

- the timing of market introduction;
- the terms of any approvals and the countries in which approvals are obtained;
- the number and clinical profile of competing products;
- our ability to provide acceptable evidence of safety and efficacy;
- the prevalence and severity of any side effects;
- relative convenience and ease of administration;
- cost-effectiveness;
- patient diagnostics and screening infrastructure in each market;
- marketing and distribution support;
- adverse publicity about our product candidates;
- availability of coverage, adequate reimbursement and sufficient payment from health maintenance organizations and other insurers, both public and private, for our product candidates, or the procedures utilizing our product candidates, if approved;
- the willingness of patients to pay out-of-pocket in the absence of coverage by third-party payors and government authorities; and
- other potential advantages over alternative treatment methods.

In addition, although we are not utilizing replication competent vectors, adverse publicity due to the ethical and social controversies surrounding the therapeutic use of such technology, and reported side effects from any clinical trials using these technologies or the failure of such trials to demonstrate that these therapies are safe and effective may limit market acceptance of our product candidates. If our product candidates are approved but fail to achieve market acceptance among physicians, patients, hospitals, cancer treatment centers or others in the medical community, we will not be able to generate significant revenue.

If our product candidates fail to gain market acceptance, this will have a material adverse impact on our ability to generate revenues to provide a satisfactory, or any, return on our investments. Even if some products achieve market acceptance, the market may prove not to be large enough to allow us to generate significant revenues.

We may not be able to protect our intellectual property rights throughout the world.

Patents are of national or regional effect, and filing, prosecuting, maintaining and defending patents on product candidates in all countries throughout the world would be prohibitively expensive, and our intellectual property rights in some countries outside the United States can have a different scope and strength than do those

[Table of Contents](#)

in the United States. In addition, the laws of some foreign countries, particularly certain developing countries, do not protect intellectual property rights to the same extent as federal and state laws in the United States. Consequently, we may not be able to prevent third parties from practicing our inventions in all countries outside the United States, or from selling or importing products made using our inventions in and into the United States or other jurisdictions. Competitors may use our technologies in jurisdictions where we have not obtained patent protection to develop their own products and further, may export otherwise infringing products to territories where we have patent protection, but enforcement rights are not as strong as those in the United States. These products may compete with our products and our patents or other intellectual property rights may not be effective or adequate to prevent them from competing.

Many companies have encountered significant problems in protecting and defending intellectual property rights in foreign jurisdictions. The legal systems of certain countries, particularly certain developing countries, do not favor the enforcement of patents, trade secrets and other intellectual property, particularly those relating to biopharmaceutical products, which could make it difficult in those jurisdictions for us to stop the infringement or misappropriation of our patents or other intellectual property rights, or the marketing of competing products in violation of our proprietary rights. Proceedings to enforce our patent and other intellectual property rights in foreign jurisdictions could result in substantial costs and divert our efforts and attention from other aspects of our business. Furthermore, such proceedings could put our patents at risk of being invalidated, held unenforceable, or interpreted narrowly, could put our patent applications at risk of not issuing, and could provoke third parties to assert claims of infringement or misappropriation against us. We may not prevail in any lawsuits that we initiate and the damages or other remedies awarded, if any, may not be commercially meaningful. Similarly, if our trade secrets are disclosed in a foreign jurisdiction, competitors worldwide could have access to our proprietary information and we may be without satisfactory recourse. Such disclosure could have a material adverse effect on our business. Moreover, our ability to protect and enforce our intellectual property rights may be adversely affected by unforeseen changes in foreign intellectual property laws. In addition, certain developing countries, including China and India, have compulsory licensing laws under which a patent owner may be compelled to grant licenses to third parties. In those countries, we and our licensors may have limited remedies if patents are infringed or if we or our licensors are compelled to grant a license to a third-party, which could materially diminish the value of those patents. In addition, many countries limit the enforceability of patents against government agencies or government contractors. This could limit our potential revenue opportunities. Accordingly, our efforts to enforce our intellectual property rights around the world may be inadequate to obtain a significant commercial advantage from the intellectual property that we develop or license.

Because of the expense and uncertainty of litigation, we may conclude that even if a third-party is infringing our issued patents, any patents that may be issued as a result of our pending or future patent applications or other intellectual property rights, the risk-adjusted cost of bringing and enforcing such a claim or action, which typically last for years before they are concluded, may be too high or not in the best interest of our company or our stockholders, or it may be otherwise impractical or undesirable to enforce our intellectual property against some third parties. Our competitors or other third parties may be able to sustain the costs of complex patent litigation or proceedings more effectively than we can because of their greater financial resources and more mature and developed intellectual property portfolios. In such cases, we may decide that the monetary cost of such litigation and the diversion of the attention of our management and scientific personnel could outweigh any benefit we receive as a result of the proceedings and that the more prudent course of action is to simply monitor the situation or initiate or seek some other non-litigious action or solution. In addition, the uncertainties associated with litigation could compromise our ability to raise the funds necessary to continue our clinical trials, continue our internal research programs, in-license needed technology or other product candidates, or enter into development partnerships that would help us bring our product candidates to market.

We may be involved in lawsuits to protect or enforce our patents or other intellectual property or the intellectual property of our licensors, which could be expensive, time-consuming, and unsuccessful.

Competitors may infringe our patents or other intellectual property or the intellectual property of our licensors. To cease such infringement or unauthorized use, we may be required to file patent infringement claims,

which can be expensive and time-consuming and divert the time and attention of our management and scientific personnel. Our pending patent applications cannot be enforced against third parties practicing the technology claimed in such applications unless and until a patent issues from such applications. In addition, in an infringement proceeding or a declaratory judgment action, a court may decide that one or more of our patents is not valid or is unenforceable, or may refuse to stop the other party from using the technology at issue on the grounds that our patents do not cover the technology in question. An adverse result in any litigation or defense proceeding could put one or more of our patents at risk of being invalidated, held unenforceable, or interpreted narrowly and could put our patent applications at risk of not issuing. Defense of these claims, regardless of their merit, would involve substantial litigation expense and would be a substantial diversion of employee resources from our business.

Interference or derivation proceedings provoked by third parties or brought by the USPTO may be necessary to determine the priority of inventions with respect to, or the correct inventorship of, our patents or patent applications or those of our licensors. An unfavorable outcome could result in a loss of our current patent rights and could require us to cease using the related technology or to attempt to license rights to it from the prevailing party. Our business could be harmed if the prevailing party does not offer us a license on commercially reasonable terms. Litigation, interference, derivation or other proceedings may result in a decision adverse to our interests and, even if we are successful, may result in substantial costs and distract our management and other employees.

Even if we establish infringement, the court may decide not to grant an injunction against further infringing activity and instead award only monetary damages, which may or may not be an adequate remedy. Furthermore, because of the substantial amount of discovery required in connection with intellectual property litigation, there is a risk that some of our confidential information could be compromised by disclosure during this type of litigation. In addition, there could be public announcements of the results of hearings, motions or other interim proceedings or developments. If securities analysts or investors perceive these results to be negative, it could have a substantial adverse effect on the price of our common stock.

Changes in U.S. patent law could diminish the value of patents in general, thereby impairing our ability to protect our products.

As is the case with other biopharmaceutical companies, our success is heavily dependent on intellectual property, particularly patents. Obtaining and enforcing patents in the biopharmaceutical industry involves, both technological and legal complexity, and is therefore costly, time-consuming, and inherently uncertain. Changes in either the patent laws or interpretation of the patent laws in the United States could increase the uncertainties and costs, and may diminish our ability to protect our inventions, obtain, maintain, and enforce our intellectual property rights and, more generally, could affect the value of our intellectual property or narrow the scope of our owned and licensed patents. Recent patent reform legislation in the United States and other countries, including the Leahy-Smith America Invents Act, or the Leahy-Smith Act, signed into law on September 16, 2011, could increase those uncertainties and costs surrounding the prosecution of our patent applications and the enforcement or defense of our issued patents. The Leahy-Smith Act includes a number of significant changes to U.S. patent law. These include provisions that affect the way patent applications are prosecuted, redefine prior art and provide more efficient and cost-effective avenues for competitors to challenge the validity of patents. These include allowing third-party submission of prior art to the USPTO during patent prosecution and additional procedures to attack the validity of a patent by USPTO administered post-grant proceedings, including post-grant review, *inter partes* review, and derivation proceedings. After March 2013, under the Leahy-Smith Act, the United States transitioned to a first inventor to file system in which, assuming that the other statutory requirements are met, the first inventor to file a patent application will be entitled to the patent on an invention regardless of whether a third-party was the first to invent the claimed invention. A third party that files a patent application in the USPTO after March 2013, but before we file an application covering the same invention, could therefore be awarded a patent covering an invention of ours even if we had made the invention before it was made by such third party. This will require us to be cognizant going forward of the time from invention to filing

of a patent application. Since patent applications in the United States and most other countries are confidential for a period of time after filing or until issuance, we cannot be certain that we or our licensors were the first to either (i) file any patent application related to our product candidates and other proprietary technologies we may develop or (ii) invent any of the inventions claimed in our or our licensor's patents or patent applications. Even where we have a valid and enforceable patent, we may not be able to exclude others from practicing the claimed invention where the other party can show that they used the invention in commerce before our filing date or the other party benefits from a compulsory license. However, the Leahy-Smith Act and its implementation could increase the uncertainties and costs surrounding the prosecution of our patent applications and the enforcement or defense of our issued patents, all of which could have a material adverse effect on our business, financial condition, results of operations and prospects.

Recent U.S. Supreme Court rulings have narrowed the scope of patent protection available in certain circumstances and weakened the rights of patent owners in certain situations. In addition to increasing uncertainty with regard to our ability to obtain patents in the future, this combination of events has created uncertainty with respect to the value of patents once obtained. Depending on decisions by Congress, the federal courts, the USPTO and the relevant law-making bodies in other countries, the laws and regulations governing patents could change in unpredictable ways that would weaken our ability to obtain new patents or to enforce our existing patents and patents that we might obtain in the future. For example, in the 2013 case *Assoc. for Molecular Pathology v. Myriad Genetics, Inc.*, the U.S. Supreme Court held that certain claims to naturally-occurring substances are not patentable. Although we do not believe that any of the patents owned or licensed by us will be found invalid based on this decision, we cannot predict how future decisions by Congress, the federal courts or the USPTO may impact the value of our patents.

We may be subject to claims that our employees, consultants, or independent contractors have wrongfully used or disclosed confidential information of third parties.

We have received confidential and proprietary information from third parties. In addition, we employ individuals who were previously employed at other biotechnology or pharmaceutical companies. We may be subject to claims that we or our employees, consultants, or independent contractors have inadvertently or otherwise used or disclosed confidential information of these third parties or our employees' former employers, or that we caused an employee to breach the terms of his or her non-competition or non-solicitation agreement. Litigation may be necessary to defend against these claims. Even if we are successful in defending against these claims, litigation could result in substantial cost and be a distraction to our management and employees. If our defenses to these claims fail, in addition to requiring us to pay monetary damages, a court could prohibit us from using technologies or features that are essential to our product candidates, if such technologies or features are found to incorporate or be derived from the trade secrets or other proprietary information of the former employers. Moreover, any such litigation or the threat thereof may adversely affect our reputation, our ability to form strategic alliances or sublicense our rights to collaborators, engage with scientific advisors or hire employees or consultants, each of which would have an adverse effect on our business, results of operations and financial condition. Even if we are successful in defending against such claims, litigation could result in substantial costs and be a distraction to management.

Our stock price may be volatile or may decline regardless of our operating performance, resulting in substantial losses for investors.

The market price of our common stock may be highly volatile and may fluctuate substantially as a result of a variety of factors, some of which are related in complex ways. The market price of our common stock may fluctuate significantly in response to numerous factors, many of which are beyond our control, including the factors listed below and other factors describe in this "Risk Factors" section:

- the commencement, enrollment, or results of current and future preclinical studies and clinical trials and trials we may conduct, or changes in the development status of our product candidates;

[Table of Contents](#)

- any delay in our regulatory filings for our product candidates and any adverse development or perceived adverse development with respect to the applicable regulatory authority's review of such filings, including, without limitation, the issuance by the FDA of a "refusal to file" letter or a request for additional information;
- adverse results or delays in clinical trials;
- our decision to initiate a preclinical study or clinical trial, not to initiate a preclinical study or clinical trial or to terminate an existing preclinical study or clinical trial;
- adverse actions taken by regulatory agencies with respect to our preclinical studies or clinical trials, manufacturing supply chain or sales and marketing activities, including failure to receive regulatory approval of our product candidates;
- changes in laws or regulations, including, but not limited to, preclinical study or clinical trial requirements for approvals;
- any adverse changes to our relationship with manufacturers or suppliers;
- manufacturing, supply or distribution shortages;
- our failure to commercialize our product candidates;
- changes in the structure of healthcare payment systems;
- additions or departures of key scientific or management personnel;
- unanticipated serious safety concerns related to the use of our product candidates;
- disputes or other developments relating to proprietary rights, including patents, litigation matters, and our ability to obtain patent protection for our technologies;
- variations in our results of operations;
- our cash position;
- our failure to meet the estimates and projections of the investment community or that we may otherwise provide to the public;
- publication of research reports about us or our industry, or *in vivo* and *ex vivo* cell engineering products in particular, or positive or negative recommendations or withdrawal of research coverage by securities analysts;
- announcements made by us or our competitors of new product and service offerings, acquisitions, strategic relationships, joint ventures, or capital commitments;
- our inability to establish collaborations, if needed;
- our ability to effectively manage our growth;
- the size and growth of our initial target markets;
- changes in the market valuations of similar companies;
- press reports, whether or not true, about our business;
- sales or perceived potential sales of our common stock by us or our stockholders in the future;
- overall fluctuations in the equity markets;
- ineffectiveness of our internal controls;
- changes in accounting practices or principles;
- changes or developments in the global regulatory environment;
- litigation involving us, our industry or both, or investigations by regulators into our operations or those of our competitors;

Table of Contents

- general political and economic conditions; and
- other events or factors, many of which are beyond our control.

In addition, the stock market in general and biopharmaceutical companies in particular, have experienced extreme price and volume fluctuations that have often been unrelated or disproportionate to the operating performance of these companies. Broad market and industry factors may negatively affect the market price of our common stock, regardless of our actual operating performance. If the market price of our common stock after this offering does not exceed the initial public offering price, you may not realize any return on, and may lose some or all of, your investment.

Our quarterly operating results may fluctuate significantly or may fall below the expectations of investors or securities analysts, each of which may cause our stock price to fluctuate or decline.

We expect our operating results to be subject to quarterly fluctuations. Our net loss and other operating results will be affected by numerous factors, including:

- timing and variations in the level of expense related to the current or future development of our programs;
- timing and status of enrollment for our clinical trials;
- impacts from the COVID-19 pandemic on us or third parties with which we engage;
- results of clinical trials, or the addition or termination of clinical trials or funding support by us or potential future partners;
- our execution of any collaboration, licensing or similar arrangements, and the timing of payments we may make or receive under potential future arrangements or the termination or modification of any such potential future arrangements;
- any intellectual property infringement, misappropriation or violation lawsuit or opposition, interference or cancellation proceeding in which we may become involved;
- additions and departures of key personnel;
- strategic decisions by us or our competitors, such as acquisitions, divestitures, spin-offs, joint ventures, strategic investments or changes in business strategy;
- if any product candidate we may develop receive regulatory approval, the timing and terms of such approval and market acceptance and demand for such product candidates;
- the timing and cost to establish a sales, marketing and distribution infrastructure to commercialize any products for which we may obtain marketing approval and intend to commercialize on our own or jointly with current or future collaborators;
- regulatory developments affecting current or future product candidates or those of our competitors;
- the amount of expense or gain associated with the change in value of the success payments and contingent consideration; and
- changes in general market and economic conditions.

If our quarterly operating results fall below the expectations of investors or securities analysts, the price of our common stock could decline substantially. Furthermore, any quarterly fluctuations in our operating results may, in turn, cause the price of our stock to fluctuate substantially. We believe that quarterly comparisons of our financial results are not necessarily meaningful and should not be relied upon as an indication of our future performance.

We could be subject to securities class action litigation.

In the past, securities class action litigation has often been instituted against companies following periods of volatility in the market price of a company's securities. This type of litigation, if instituted, could result in

[Table of Contents](#)

substantial costs and a diversion of management's attention and resources, which would harm our business, operating results, or financial condition. Additionally, the dramatic increase in the cost of directors' and officers' liability insurance may cause us to opt for lower overall policy limits or to forgo insurance that we may otherwise rely on to cover significant defense costs, settlements, and damages awarded to plaintiffs.

Our management team has broad discretion to use the net proceeds from this offering and its investment of these proceeds may not yield a favorable return. They may invest the net proceeds from this offering in ways with which investors disagree.

Our management will have broad discretion over the use of net proceeds from this offering, and could spend the net proceeds in ways our stockholders may not agree with or that do not yield a favorable return, if at all. If we do not invest or apply the net proceeds from this offering in ways that improve our operating results, we may fail to achieve expected financial results, which could cause our stock price to decline. For additional details see the section titled "Use of Proceeds."

If securities or industry analysts either do not publish research about us or publish inaccurate or unfavorable research about us, our business or our market, or if they change their recommendations regarding our common stock adversely, the trading price or trading volume of our common stock could decline.

The trading market for our common stock will be influenced in part by the research and reports that securities or industry analysts may publish about us, our business, our market, or our competitors. If one or more of these analysts initiate research with an unfavorable rating or downgrade our common stock, provide a more favorable recommendation about our competitors or publish inaccurate or unfavorable research about our business, our common stock price would likely decline. If any analyst who may cover us were to cease coverage of us or fail to regularly publish reports on us, we could lose visibility in the financial markets, which in turn could cause the trading price or trading volume of our common stock to decline.

We are an emerging growth company, and any decision on our part to comply only with certain reduced reporting and disclosure requirements applicable to emerging growth companies could make our common stock less attractive to investors.

We are an "emerging growth company" as defined in the JOBS Act and, for as long as we continue to be an emerging growth company, we may choose to take advantage of exemptions from various reporting requirements applicable to other public companies but not to emerging growth companies, including:

- not being required to have our independent registered public accounting firm audit our internal control over financial reporting under Section 404 of the Sarbanes-Oxley Act;
- reduced disclosure obligations regarding executive compensation in our periodic reports and annual report on Form 10-K; and
- exemptions from the requirements of holding non-binding advisory votes on executive compensation and stockholder approval of any golden parachute payments not previously approved.

We could be an emerging growth company for up to five years following the completion of our initial public offering. Our status as an emerging growth company will end as soon as any of the following takes place:

- the last day of the fiscal year in which we have more than \$1.07 billion in annual revenue;
- the date we qualify as a "large accelerated filer," with at least \$700 million of equity securities held by non-affiliates;
- the date on which we have issued, in any three-year period, more than \$1.0 billion in non-convertible debt securities; or
- the last day of the fiscal year ending after the fifth anniversary of the completion of our initial public offering.

[Table of Contents](#)

We cannot predict if investors will find our common stock less attractive if we choose to rely on any of the exemptions afforded to emerging growth companies. If some investors find our common stock less attractive because we rely on any of these exemptions, there may be a less active trading market for our common stock and the market price of our common stock may be more volatile.

Under the JOBS Act, emerging growth companies can also delay adopting new or revised accounting standards until such time as those standards apply to private companies. We have elected to use this extended transition period for any new or revised accounting standards during the period in which we remain an emerging growth company (or we affirmatively and irrevocably opt out of the extended transition period); however, we may adopt certain new or revised accounting standards early. As a result, these financial statements may not be comparable to companies that comply with the new or revised accounting pronouncements as of public company effective dates.

The requirements of being a public company may strain our resources, result in more litigation, and divert management's attention.

As a public company, we will be subject to the reporting requirements of the Exchange Act, the Sarbanes-Oxley Act, the Dodd-Frank Wall Street Reform and Consumer Protection Act, or the Dodd-Frank Act, the listing requirements of Nasdaq, and other applicable securities rules and regulations. Complying with these rules and regulations has increased and will increase our legal and financial compliance costs, make some activities more difficult, time consuming or costly, and increase demand on our systems and resources. The Exchange Act requires, among other things, that we file annual, quarterly, and current reports with respect to our business and operating results. The Sarbanes-Oxley Act requires, among other things, that we maintain effective disclosure controls and procedures and internal control over financial reporting. We are required to disclose changes made in our internal control and procedures on a quarterly basis. In order to maintain and, if required, improve our disclosure controls and procedures and internal control over financial reporting to meet this standard, significant resources and management oversight may be required. As a result, management's attention may be diverted from other business concerns, which could adversely affect our business and operating results. We may also need to hire additional employees or engage outside consultants to comply with these requirements, which will increase our costs and expenses.

In addition, changing laws, regulations, and standards relating to corporate governance and public disclosure are creating uncertainty for public companies, increasing legal and financial compliance costs, and making some activities more time consuming. These laws, regulations, and standards are subject to varying interpretations, in many cases due to their lack of specificity and, as a result, their application in practice may evolve over time as new guidance is provided by regulatory and governing bodies. This could result in continuing uncertainty regarding compliance matters and higher costs necessitated by ongoing revisions to disclosure and governance practices. We intend to invest resources to comply with evolving laws, regulations, and standards, and this investment may result in increased general and administrative expenses and a diversion of management's time and attention from revenue-generating activities to compliance activities. If our efforts to comply with new laws, regulations, and standards differ from the activities intended by regulatory or governing bodies due to ambiguities related to their application and practice, regulatory authorities may initiate legal proceedings against us and our business may be adversely affected.

These new rules and regulations may make it more expensive for us to obtain director and officer liability insurance and, in the future, we may be required to accept reduced coverage or incur substantially higher costs to obtain coverage. These factors could also make it more difficult for us to attract and retain qualified members of our Board, particularly to serve on our audit committee and compensation committee, and qualified executive officers.

By disclosing information in this prospectus and in future filings required of a public company, our business and financial condition will become more visible, which we believe may result in threatened or actual litigation,

[Table of Contents](#)

including by competitors and other third parties. If those claims are successful, our business could be seriously harmed. Even if the claims do not result in litigation or are resolved in our favor, the time and resources needed to resolve them could divert our management's resources and seriously harm our business.

If we fail to maintain proper and effective internal controls over financial reporting our ability to produce accurate and timely financial statements could be impaired.

Pursuant to Section 404 of the Sarbanes-Oxley Act, our management will be required to report upon the effectiveness of our internal control over financial reporting beginning with the annual report for our fiscal year ending December 31, 2021. When we lose our status as an "emerging growth company" and become an "accelerated filer" or a "large accelerated filer," our independent registered public accounting firm will be required to attest to the effectiveness of our internal control over financial reporting. The rules governing the standards that must be met for management to assess our internal control over financial reporting are complex and require significant documentation, testing, and possible remediation. To comply with the requirements of being a reporting company under the Securities Exchange Act of 1934, as amended (the Exchange Act), we will need to implement additional financial and management controls, reporting systems, procedures, and hire additional accounting and finance staff.

We cannot assure you that there will not be material weaknesses or significant deficiencies in our internal control over financial reporting in the future. Any failure to maintain internal control over financial reporting could severely inhibit our ability to accurately report our financial condition, results of operations, or cash flows. If we are unable to conclude that our internal control over financial reporting is effective, or if our independent registered public accounting firm determines we have a material weakness or significant deficiency in our internal control over financial reporting, investors may lose confidence in the accuracy and completeness of our financial reports, the market price of our common stock could decline, and we could be subject to sanctions or investigations by Nasdaq, the SEC, or other regulatory authorities. Failure to remedy any material weakness in our internal control over financial reporting, or to implement or maintain other effective control systems required of public companies, could also restrict our future access to the capital markets.

Our disclosure controls and procedures may not prevent or detect all errors or acts of fraud.

Upon the completion of this offering, we will become subject to the periodic reporting requirements of the Exchange Act. We must design our disclosure controls and procedures to reasonably assure that information we must disclose in reports we file or submit under the Exchange Act is accumulated and communicated to management, and recorded, processed, summarized, and reported within the time periods specified in the rules and forms of the SEC. We believe that any disclosure controls and procedures or internal controls and procedures, no matter how well-conceived and operated, can provide only reasonable, not absolute, assurance that the objectives of the control system are met. These inherent limitations include the realities that judgments in decision-making can be faulty, and that breakdowns can occur because of simple error or mistake. For example, our directors or executive officers could inadvertently fail to disclose a new relationship or arrangement causing us to fail to make a required related party transaction disclosure. Additionally, controls can be circumvented by the individual acts of some persons, by collusion of two or more people or by an unauthorized override of the controls. Accordingly, because of the inherent limitations in our control system, misstatements due to error or fraud may occur and not be detected.

SPECIAL NOTE REGARDING FORWARD-LOOKING STATEMENTS

This prospectus contains forward-looking statements, particularly in the sections titled “Prospectus Summary,” “Risk Factors,” “Management’s Discussion and Analysis of Financial Condition and Results of Operations,” and “Business.” In some cases, you can identify these statements by forward-looking words such as “aim,” “anticipate,” “believe,” “continue,” “could,” “estimate,” “expect,” “intend,” “may,” “might,” “plan,” “potential,” “predict,” “should,” “would,” or “will,” the negative of these terms, and other comparable terminology. These forward-looking statements, which are subject to risks, include, but are not limited to, statements about:

- our expectations regarding the potential market size and size of the potential patient populations for our product candidates and any future product candidates, if approved for commercial use;
- our clinical and regulatory development plans;
- our expectations with regard to the results of our clinical studies, preclinical studies and research and development programs, including the timing and availability of data from such studies;
- the timing of commencement of future nonclinical studies and clinical trials and research and development programs;
- our ability to acquire, discover, develop and advance product candidates into, and successfully complete, clinical trials;
- our intentions and our ability to establish collaborations and/or partnerships;
- the timing or likelihood of regulatory filings and approvals for our product candidates;
- our commercialization, marketing and manufacturing, including the buildout of our own manufacturing facility, capabilities and expectations;
- impact from future regulatory, judicial, and legislative changes or developments in the United States and foreign countries;
- our intentions with respect to the commercialization of our product candidates;
- the pricing and reimbursement of our product candidates, if approved;
- the potential effects of public health crises, such as the COVID-19 pandemic, on our preclinical and clinical programs and business;
- our expectations regarding the impact of the COVID-19 pandemic on our business;
- the implementation of our business model and strategic plans for our business and product candidates, including additional indications for which we may pursue;
- our ability to effectively manage our growth, including our ability to retain and recruit personnel, and maintain our culture;
- the scope of protection we are able to establish and maintain for intellectual property rights covering our product candidates, including the projected terms of patent protection;
- estimates of our expenses, future revenue, capital requirements, our needs for additional financing and our ability to obtain additional capital;
- our expected use of proceeds from this offering;
- the performance of our third-party suppliers and manufacturers;
- our future financial performance;
- our expectations regarding the time during which we will be an emerging growth company under the JOBS Act; and
- developments and projections relating to our competitors and our industry, including competing products.

[Table of Contents](#)

We have based these forward-looking statements largely on our current expectations, estimates, forecasts and projections about future events and financial trends that we believe may affect our financial condition, results of operations, business strategy and financial needs. In light of the significant uncertainties in these forward-looking statements, you should not rely upon forward-looking statements as predictions of future events. Although we believe that we have a reasonable basis for each forward-looking statement contained in this prospectus, we cannot guarantee that the future results, levels of activity, performance or events and circumstances reflected in the forward-looking statements will be achieved or occur at all. You should refer to the section titled “Risk Factors” for a discussion of important factors that may cause our actual results to differ materially from those expressed or implied by our forward-looking statements. Furthermore, if our forward-looking statements prove to be inaccurate, the inaccuracy may be material. Except as required by law, we undertake no obligation to publicly update any forward-looking statements, whether as a result of new information, future events or otherwise. The Private Securities Litigation Reform Act of 1995 and Section 27A of the Securities Act do not protect any forward-looking statements that we make in connection with this offering.

You should read this prospectus and the documents that we reference in this prospectus and have filed as exhibits to the registration statement, of which this prospectus is a part, completely and with the understanding that our actual future results may be materially different from what we expect. We qualify all of the forward-looking statements in this prospectus by these cautionary statements.

INDUSTRY AND MARKET DATA

Unless otherwise indicated, information contained in this prospectus concerning our industry and the markets in which we operate, including our general expectations and market position, market opportunity, and market size, is based on information from various sources on assumptions that we have made that are based on such information and other, similar sources and on our knowledge of, and expectations about, the markets for our products. In some cases, we do not expressly refer to the sources from which this data is derived. This information involves a number of assumptions and limitations, and you are cautioned not to give undue weight to such estimates. While we believe the market position, market opportunity, and market size information included in this prospectus is generally reliable, such information is inherently imprecise. In addition, projections, assumptions, and estimates of our future performance and the future performance of the industry in which we operate is necessarily subject to a high degree of uncertainty and risk due to a variety of factors, including those described in “Risk Factors” and elsewhere in this prospectus. These and other factors could cause results to differ materially from those expressed in the estimates made by independent third parties and by us.

USE OF PROCEEDS

We estimate that the net proceeds from this offering will be approximately \$296.2 million, (or approximately \$341.2 million if the underwriters exercise their over-allotment option to purchase additional shares in full), assuming an initial public offering price of \$21.50 per share, which is the midpoint of the price range set forth on the cover page of this prospectus, after deducting estimated underwriting discounts and commissions and estimated offering expenses payable by us.

Each \$1.00 increase or decrease in the initial public offering price per share would increase or decrease, as applicable, our net proceeds, after deducting estimated underwriting discounts and commissions, by \$14.0 million (assuming no exercise of the underwriters' option to purchase additional shares). Each increase or decrease of 1.0 million shares in the number of shares offered by us would increase or decrease, as applicable, our net proceeds by \$20.0 million, assuming an initial public offering price of \$21.50 per share, which is the midpoint of the price range set forth on the cover page of this prospectus, and after deducting estimated underwriting discounts and commissions and estimated offering expenses payable by us.

The principal purposes of this offering are to obtain additional capital to fund our operations, create a public market for our common stock, facilitate our future access to the public equity markets, and increase awareness of our company among potential partners.

We currently intend to use the net proceeds from this offering, together with our existing cash, cash equivalents and marketable securities, as follows:

- approximately \$190.0 million to fund the ongoing development of our *in vivo* cell engineering platform and product candidates, which we believe will allow us to complete preclinical studies on each of our current product candidates and advance at least three *in vivo* product candidates through human proof of concept studies;
- approximately \$190.0 million to fund the ongoing development of our *ex vivo* cell engineering platform and product candidates, which we believe will allow us to complete preclinical studies on each of our current product candidates and advance at least three *ex vivo* product candidates through human proof of concept studies;
- approximately \$80.0 million to continue developing manufacturing capabilities for our product candidates;
- approximately \$40.0 million to fund research and development efforts focused on advancing and broadening the scope of our *ex vivo* and *in vivo* cell engineering platforms; and
- the remainder, if any, for working capital and other general corporate purposes.

We may also use a portion of the net proceeds to in-license, acquire, or invest in, complementary technologies, assets, or intellectual property. We periodically evaluate strategic opportunities; however, we have no current commitments to enter into any such acquisitions or make any such investments.

Based on our current operating plan, we believe that our existing cash, cash equivalents and marketable securities, together with the net proceeds from this offering, will be sufficient to meet our working capital and capital expenditure needs for at least the next 36 months. Our expected use of net proceeds from this offering represents our current intentions based upon present plans and business conditions. The net proceeds from this offering, together with our existing cash, cash equivalents and marketable securities, will not be sufficient to fund any of our product candidates through regulatory approval, and we anticipate needing to raise additional capital to complete the development of and commercialize our product candidates. As of the date of this prospectus, we cannot predict with certainty all of the particular uses for the net proceeds to be received upon the completion of this offering, or the amounts that we will actually spend on the uses set forth above. The amounts and timing of any expenditures will vary depending on numerous factors, including the progress of our ongoing and planned clinical studies, the amount of cash used by our operations, competitive and scientific developments, the rate of

[Table of Contents](#)

growth, if any, of our business, and other factors described in the section titled “Risk Factors.” Accordingly, our management will have significant discretion and flexibility in applying the net proceeds from this offering, and investors will be relying on the judgment of our management regarding the application of these net proceeds. Due to the many inherent uncertainties in the development of our product candidates, the amounts and timing of our actual expenditures may vary significantly depending on numerous factors, including the progress of our research and development, our ability to obtain additional financing, the cost and results of our preclinical activities, the timing of clinical studies we may commence in the future, the timing of regulatory submissions, any collaborations that we may enter into with third parties for our product candidates or strategic opportunities that become available to us, and any unforeseen cash needs.

Pending the uses described above, we intend to invest the net proceeds from this offering in interest-bearing obligations, investment-grade instruments, certificates of deposit, or direct or guaranteed obligations of the U.S. government.

DIVIDEND POLICY

We have never declared or paid any cash dividends on our capital stock and do not anticipate paying any cash dividends in the foreseeable future. We currently anticipate that we will retain all available funds for use in the operation and expansion of our business. Any future determination to pay dividends on our common stock will be made at the discretion of our board of directors and will depend upon, among other factors, our financial condition, results from operations, current and anticipated cash needs, plans for expansion, and other factors that our board of directors may deem relevant.

CAPITALIZATION

The following table sets forth our cash, cash equivalents, and marketable securities, and total capitalization as of September 30, 2020:

- on an actual basis;
- on a pro forma basis to reflect the following immediately prior to the completion of this offering: (i) the filing and effectiveness of our amended and restated certificate of incorporation, which will be in effect immediately prior to the completion of this offering, and (ii) the automatic conversion of all of our outstanding convertible preferred stock into an aggregate of 134,112,712 shares of our common stock immediately prior to the completion of the offering; and
- on a pro forma as adjusted basis to reflect: (i) the pro forma adjustments set forth above, and (ii) the issuance and sale of 15,000,000 shares of common stock by us in this offering at an assumed initial public offering price of \$21.50 per share, which is the midpoint of the price range set forth on the cover page of this prospectus, after deducting estimated underwriting discounts and commissions and estimated offering expenses payable by us.

This table should be read in conjunction with the sections titled “Selected Consolidated Financial Data” and “Management’s Discussion and Analysis of Financial Condition and Results of Operations,” and our unaudited condensed consolidated financial statements and related notes included elsewhere in this prospectus.

	September 30, 2020		
	Actual	Pro Forma	Pro Forma as Adjusted(1)
	(in thousands, except share and per share amounts)		
Cash, cash equivalents, and marketable securities	\$ 459,070	\$ 459,070	\$ 755,256
Convertible preferred stock, \$0.0001 par value per share; 537,786,206 shares authorized, 134,112,712 shares issued and outstanding, actual; no shares authorized, issued or outstanding, pro forma and pro forma as adjusted	\$ 852,897	\$ —	\$ —
Stockholders’ (deficit) equity:			
Preferred stock, \$0.0001 par value per share; no shares authorized, issued or outstanding, 50,000,000 actual; shares, authorized, no shares issued and outstanding pro forma and pro forma as adjusted	—	—	—
Common stock, \$0.0001 par value per share; 700,000,000 shares authorized(2), 14,250,366 shares issued and outstanding, actual(3); 750,000,000 shares authorized and 148,363,078 shares issued and outstanding, pro forma; 750,000,000 shares authorized and 163,363,078 shares issued and outstanding, pro forma as adjusted	1	15	16
Additional paid-in capital	5,031	857,914	1,154,099
Accumulated other comprehensive income	55	55	55
Accumulated deficit	(316,262)	(316,262)	(316,262)
Total stockholders’ (deficit) equity	(311,175)	541,722	837,908
Total capitalization	\$ 541,722	\$ 541,722	\$ 837,908

(1) The pro forma as adjusted information discussed above is illustrative only and will depend on the actual initial offering price and other terms of this offering determined at pricing.

(2) In December 2020, we amended and restated our certificate of incorporation to increase our authorized capital stock to 707,000,000 shares.

(3) Does not include 11,951,698 shares of our unvested restricted shares of common stock.

[Table of Contents](#)

Each \$1.00 increase or decrease in the assumed initial public offering price of \$21.50 per share, the midpoint of the price range set forth on the cover page of this prospectus, would increase or decrease, as applicable, each of pro forma as adjusted cash, cash equivalents, and marketable securities, additional paid-in capital, total stockholders' equity and total capitalization by approximately \$14.0 million, assuming that the number of shares of common stock offered by us, as set forth on the cover page of this prospectus, remains the same, and after deducting estimated underwriting discounts and commissions and estimated offering expenses payable by us. Similarly, each increase or decrease of 1.0 million shares of common stock offered by us would increase or decrease, as applicable, each of pro forma as adjusted cash, cash equivalents, and marketable securities, additional paid-in capital, total stockholders' equity, and total capitalization by approximately \$20.0 million, assuming that the assumed initial public offering price of \$21.50 per share, the midpoint of the price range set forth on the cover page of this prospectus, remains the same, and after deducting estimated underwriting discounts and commissions and estimated offering expenses payable by us.

If the underwriters' exercise their over-allotment option to purchase additional shares of our common stock in full, our pro forma as adjusted cash, cash equivalents, and marketable securities, additional paid-in capital, total stockholders' equity, total capitalization, and shares of common stock outstanding as of September 30, 2020 would be \$800.2 million, \$1,199.1 million, \$882.9 million, \$882.9 million, and 163,363,078 shares, respectively.

The number of shares of our common stock to be outstanding after this offering on a pro forma and pro forma as adjusted basis is based on 148,363,078 shares of common stock outstanding as of September 30, 2020 (after giving effect to the automatic conversion of all of our shares of convertible preferred stock outstanding as of September 30, 2020 into an aggregate of 134,112,712 shares of our common stock immediately prior to the completion of this offering) and excludes:

- 11,951,698 shares of our unvested common stock as of September 30, 2020;
- 9,677,280 shares of common stock issuable upon exercise of stock options outstanding as of September 30, 2020, with a weighted-average exercise price of \$2.32 per share;
- 6,139,302 shares of common stock issuable upon exercise of stock options granted subsequent to September 30, 2020, with a weighted-average exercise price of \$7.92 per share;
- 325,672 restricted stock units subject to vesting conditions and, as of September 30, 2020, (of which 146,249 shares have satisfied the vesting conditions), and will become outstanding six months after the effective date of the completion of this offering;
- 356,630 shares reserved for future issuance under our 2018 Equity Incentive Plan, as of September 30, 2020;
- 234,065 shares reserved for future issuance under our 2018 Equity Incentive Plan, which was increased subsequent to September 30, 2020;
- a number of shares of our common stock equal to 8% of our outstanding common stock after this offering reserved for future issuance under our 2021 Incentive Award Plan (the 2021 Plan), which will become effective on the date immediately prior to the date our registration statement relating to this offering becomes effective, as well as any future increases in the number of shares of common stock reserved for issuance under the 2021 Plan; and
- a number of shares of our common stock equal to 1% of our outstanding common stock after this offering reserved for future issuance under our Employee Stock Purchase Plan (the ESPP), which will become effective on the date immediately prior to the date our registration statement relating to this offering becomes effective, as well as any future increases in the number of shares of common stock reserved for issuance under the ESPP.

DILUTION

If you purchase shares of our common stock in this offering, your ownership interest will be diluted to the extent of the difference between the initial public offering price per share of our common stock in this offering and the pro forma as adjusted net tangible book value per share of our common stock immediately after this offering.

As of September 30, 2020, our historical net tangible book value (deficit) was (\$311.2) million, or (\$11.88) per share of our common stock, based on 26,202,064 shares of common stock issued and outstanding as of such date (including 11,951,698 shares of unvested restricted stock). Our historical net tangible book value per share represents tangible assets, less liabilities and convertible preferred stock, divided by the aggregate number of shares of common stock outstanding as of September 30, 2020.

Our pro forma net tangible book value as of September 30, 2020 was \$541.7 million, or \$3.38 per share of common stock. Pro forma net tangible book value per share represents tangible assets, less liabilities, divided by the aggregate number of shares of common stock outstanding, after giving effect to the automatic conversion of all of our outstanding convertible preferred stock into 134,112,712 shares of our common stock.

After giving further effect to the sale by us of 15,000,000 shares of common stock in this offering at an assumed initial public offering price of \$21.50 per share, which is the midpoint of the price range set forth on the cover page of this prospectus, and after deducting estimated underwriting discounts and commissions and estimated offering expenses payable by us, our pro forma as adjusted net tangible book value as of September 30, 2020 would have been \$837.9 million or \$4.78 per share. This represents an immediate increase in pro forma net tangible book value to existing stockholders of \$1.40 per share and an immediate dilution in pro forma net tangible book value to new investors of \$16.72 per share. Dilution per share represents the difference between the price per share to be paid by new investors for the shares of common stock sold in this offering and the pro forma as adjusted net tangible book value per share immediately after this offering.

The following table illustrates this dilution on a per share basis:

Assumed initial public offering price per share	\$21.50
Historical net tangible book deficit per share as of September 30, 2020	\$ (11.88)
Pro forma increase in net tangible book value per share as of September 30, 2020 attributable to the pro forma transactions described above	15.26
Pro forma net tangible book value per share as of September 30, 2020	3.38
Increase in pro forma net tangible book value per share attributable to new investors participating in this offering	1.40
Pro forma as adjusted net tangible book value per share after this offering	4.78
Dilution per share to new investors participating in this offering	<u>\$16.72</u>

Each \$1.00 increase or decrease in the assumed initial public offering price of \$21.50 per share, which is the midpoint of the price range set forth on the cover page of this prospectus, would increase or decrease, as applicable our pro forma as adjusted net tangible book value per share after this offering by \$0.08 per share and the dilution in pro forma per share to investors participating in this offering by \$0.92 per share, assuming that the number of shares of common stock offered by us, as set forth on the cover page of this prospectus, remains the same, and after deducting estimated underwriting discounts and commissions and estimated offering expenses payable by us. Similarly, each 1.0 million share increase or decrease in the number of shares offered by us would increase or decrease, as applicable our pro forma as adjusted net tangible book value per share after this offering by \$0.09 per share and the dilution in pro forma as adjusted net tangible book value per share to investors participating in this offering by \$0.09 per share, assuming the initial public offering price of \$21.50 per

[Table of Contents](#)

share remains the same, and after deducting estimated underwriting discounts and commissions and estimated offering expenses payable by us.

If the underwriters exercise their over-allotment option to purchase additional shares of our common stock in full, the pro forma as adjusted net tangible book value per share of our common stock after this offering would be \$0.19 per share, and the dilution in pro forma net tangible book value per share to investors participating in this offering would be \$16.53 per share of common stock.

The following table sets forth, on the pro forma basis described above, as of September 30, 2020, the number of shares of common stock purchased from us, the total consideration paid, or to be paid, and the weighted-average price per share paid, or to be paid, by existing stockholders and by the new investors, at an assumed initial public offering price of \$21.50 per share, which is the midpoint of the price range set forth on the cover page of this prospectus, before deducting estimated underwriting discounts and commissions and estimated offering expenses payable by us:

	Shares Purchased		Total Consideration		Weighted-Average Price Per Share
	Number	Percent	Amount ⁽¹⁾	Percent	
Existing stockholders before this offering ⁽²⁾	160,314,776	91.4%	\$ 853,765	72.6%	\$ 5.33
New investors purchasing shares in this offering	15,000,000	8.6	\$ 322,500	27.4	\$ 21.50
Total	175,314,776	100.0%	\$1,176,265	100.0%	

(1) Includes non-cash consideration of \$148.3 million.

(2) The presentation in this table regarding ownership by existing stockholders does not give effect to any purchases that existing stockholders may make through our directed share program or otherwise purchase in this offering.

Each \$1.00 increase or decrease in the assumed initial public offering price per share, which is the midpoint of the price range set forth on the cover page of this prospectus, would increase or decrease, as applicable, the total consideration paid by new investors, by approximately \$15.0 million, and in the case of an increase, would increase the the percentage of total consideration paid by new investors to 28.3% and, in the case of a decrease, would decrease the percentage of total consideration paid by new investors to 26.5%, assuming that the number of shares of common stock offered by us, as set forth on the cover page of this prospectus, remains the same, and before deducting estimated underwriting discounts and commissions and estimated offering expenses payable by us. Similarly, each 1.0 million share increase or decrease in the number of shares offered by us would increase or decrease, as applicable, the total consideration paid by new investors by approximately \$21.5 million, and in the case of an increase, would increase the the percentage of total consideration paid by new investors to 28.7% and, in the case of a decrease, would decrease the percentage of total consideration paid by new investors to 26.1%, assuming the initial public offering price of \$21.50 per share remains the same, and before deducting estimated underwriting discounts and commissions and estimated offering expenses payable by us.

The foregoing tables assume no exercise of the underwriters' option to purchase additional shares or of outstanding stock options after September 30, 2020. If the underwriters' exercise their over-allotment option to purchase additional shares in full, the number of shares of common stock held by our existing stockholders will represent approximately 90.3% of the total number of shares of our common stock outstanding after this offering and the number of shares held by new investors will represent approximately 9.7% of the total number of shares of our common stock outstanding after this offering.

In addition, to the extent any outstanding stock options or other equity awards are exercised, RSUs are settled, or we issue additional equity or convertible securities in the future, investors participating in this offering will experience further dilution.

The foregoing tables and calculations (other than historical net tangible book value) are based on 160,314,776 shares of common stock outstanding as of September 30, 2020 ((i) including 11,951,698 shares of

[Table of Contents](#)

unvested restricted common stock, and (ii) after giving effect to the automatic conversion of all of our shares of convertible preferred stock outstanding as of September 30, 2020 into an aggregate of 134,112,712 shares of our common stock immediately prior to the completion of this offering) and excludes:

- 9,677,280 shares of common stock issuable upon exercise of stock options outstanding as of September 30, 2020, with a weighted-average exercise price of \$2.32 per share;
- 6,139,302 shares of common stock issuable upon exercise of stock options granted subsequent to September 30, 2020, with a weighted-average exercise price of \$7.92 per share;
- 325,672 restricted stock units subject to vesting conditions and, as of September 30, 2020, (of which 146,249 shares have satisfied the vesting conditions), and will become outstanding six months after the effective date of the completion of this offering;
- 356,630 shares reserved for future issuance under our 2018 Equity Incentive Plan, as of September 30, 2020;
- 234,065 shares reserved for future issuance under our 2018 Equity Incentive Plan, which was increased subsequent to September 30, 2020;
- a number of shares of our common stock equal to 8% of our outstanding common stock after this offering reserved for future issuance under our 2021 Incentive Award Plan (the 2021 Plan), which will become effective on the date immediately prior to the date our registration statement relating to this offering becomes effective, as well as any future increases in the number of shares of common stock reserved for issuance under the 2021 Plan; and
- a number of shares of our common stock equal to 1% of our outstanding common stock after this offering reserved for future issuance under our Employee Stock Purchase Plan (the ESPP), which will become effective on the date immediately prior to the date our registration statement relating to this offering becomes effective, as well as any future increases in the number of shares of common stock reserved for issuance under the ESPP.

SELECTED CONSOLIDATED FINANCIAL DATA

The following tables set forth our selected consolidated financial data for the periods and as of the dates indicated. We have derived the selected consolidated statements of operations data for the period from July 13, 2018 (inception) to December 31, 2018 and the year ended December 31, 2019, except for pro forma amounts, and the selected consolidated balance sheet data as of December 31, 2018 and 2019 from our audited consolidated financial statements and related notes included elsewhere in this prospectus. We have derived the selected consolidated statements of operations data for the nine months ended September 30, 2019 and 2020, except for pro forma amounts, and the selected consolidated balance sheet data as of September 30, 2020, except for pro forma amounts, from our unaudited condensed consolidated financial statements and related notes included elsewhere in this prospectus. Our unaudited condensed consolidated financial statements were prepared on a basis consistent with our audited consolidated financial statements and include, in our opinion, all adjustments of a normal and recurring nature that are necessary for the fair statement of the financial information set forth in those statements included elsewhere in this prospectus. Our historical results are not necessarily indicative of the results that may be expected in the future and our interim results are not necessarily indicative of the results that may be expected for the full year. You should read the following consolidated financial data together with our audited consolidated financial statements and our unaudited condensed consolidated financial statements and the related notes included elsewhere in this prospectus and the information in the section titled “Management’s Discussion and Analysis of Financial Condition and Results of Operations.”

	Period from July 13, 2018 (Inception) to December 31, 2018	Year Ended December 31, 2019	Nine Months Ended September 30,	
			2019	2020
Consolidated Statements of Operations Data:				
Operating expenses:				
Research and development ⁽¹⁾	\$ 9,040	\$ 119,375	\$ 80,101	\$ 153,762
General and administrative	4,206	21,777	15,959	19,063
Total operating expenses	<u>13,246</u>	<u>141,152</u>	<u>96,060</u>	<u>172,825</u>
Loss from operations	(13,246)	(141,152)	(96,060)	(172,825)
Interest income, net	—	2,856	2,175	622
Other (expense) income, net	(1)	(29)	(52)	68
Loss before income taxes	(13,247)	(138,325)	(93,937)	(172,135)
Benefit from income taxes	—	7,547	6,204	—
Net loss	<u>\$ (13,247)</u>	<u>\$ (130,778)</u>	<u>\$ (87,733)</u>	<u>\$ (172,135)</u>
Net loss per share, basic and diluted ⁽²⁾	<u>\$ (13.91)</u>	<u>\$ (26.68)</u>	<u>\$ (24.24)</u>	<u>\$ (14.05)</u>
Weighted-average shares outstanding used in computing net loss per share, basic and diluted ⁽²⁾	<u>952,086</u>	<u>4,902,642</u>	<u>3,620,021</u>	<u>12,249,482</u>
Pro forma net loss per share, basic and diluted (unaudited) ⁽³⁾		<u>\$ (1.32)</u>		<u>\$ (1.32)</u>
Weighted-average shares outstanding used in computing pro forma net loss per share, basic and diluted (unaudited) ⁽³⁾		<u>99,300,062</u>		<u>130,266,762</u>

(1) Research and development expense for the year ended December 31, 2019 and the nine months ended September 30, 2019 and 2020 included non-cash expense of \$1.9 million, \$1.4 million, and \$40.6 million for the success payment liabilities, respectively, and \$17.9 million, \$15.6 million, and \$16.7 million for contingent consideration, respectively. Research and development expense for the year ended December 31, 2019 and the nine months ended September 30, 2020 included non-cash expense of \$11.9 million and \$0.4 million.

[Table of Contents](#)

million, respectively, in connection with license agreements. See Note 3, Acquisitions, Note 5, License and collaboration agreements, and Note 7, Fair value measurements to each of our audited consolidated financial statements and our unaudited condensed consolidated financial statements included elsewhere in this prospectus, and the subsection titled “Management’s Discussion and Analysis of Financial Condition and Results of Operations” for more detail on the success payments and contingent consideration.

- (2) See Note 15, Net loss per share to each of our audited consolidated financial statements and our unaudited condensed consolidated financial statements included elsewhere in this prospectus for an explanation of the calculations of our basic and diluted net loss per share, and the weighted-average number of shares outstanding used in the computation of the per share amounts.
- (3) See the subsection titled “Management’s Discussion and Analysis of Financial Condition and Results of Operations—Unaudited Pro Forma Information” for an explanation of the calculations of our basic and diluted pro forma net loss per share, and the weighted-average number of shares outstanding used in the computation of the per share amounts.

	December 31,		September 30,
	2018	2019	2020
(in thousands)			
Consolidated Balance Sheet Data:			
Cash, cash equivalents, and marketable securities	\$ 30,630	\$ 138,982	\$ 459,070
Working capital ⁽¹⁾	30,811	124,434	429,031
Total assets	34,333	415,698	767,715
Convertible preferred stock	45,721	417,359	852,897
Accumulated deficit	(13,247)	(144,127)	(316,262)
Total stockholders’ deficit	(13,188)	(142,542)	(311,175)

- (1) We define working capital as current assets less current liabilities. See our consolidated financial statements and unaudited condensed consolidated financial statements and the related notes included elsewhere in this prospectus for further details regarding our current assets and current liabilities.

MANAGEMENT'S DISCUSSION AND ANALYSIS OF FINANCIAL CONDITION AND RESULTS OF OPERATIONS

You should read the following discussion and analysis of our financial condition and results of operations together with the section titled "Selected Consolidated Financial Data," and our audited consolidated financial statements and unaudited condensed consolidated financial statements and the related notes included elsewhere in this prospectus. This discussion and analysis and other parts of this prospectus contain forward-looking statements based upon current beliefs, plans and expectations related to future events and our future financial performance that involve risks, uncertainties and assumptions, such as statements regarding our intentions, plans, objectives and expectations for our business. Our actual results and the timing of selected events could differ materially from those described in or implied by these forward-looking statements as a result of several factors, including those set forth in the section titled "Risk Factors." See also the section titled "Special Note Regarding Forward-Looking Statements."

Overview

We were founded on the belief that engineered cells will be one of the most important transformations in medicine over the next several decades. The burden of diseases that can be addressed at their root cause through engineered cells is significant. We view engineered cells as having the potential to be as therapeutically disruptive as biologics to clinical practice. Our long-term aspirations are to be able to control or modify any gene in the body, to replace any cell that is damaged or missing, and to markedly improve access to cellular and gene-based medicines. We have brought together an experienced group of scientists, engineers, and company builders and combined them with the necessary technologies to move this vision forward. We are developing *in vivo* and *ex vivo* cell engineering platforms to revolutionize treatment across a broad array of therapeutic areas with unmet treatment needs, including oncology, diabetes, central nervous system, cardiovascular diseases, and genetic disorders, among others. While our current product candidates are all in preclinical development, our goal is to file multiple investigational new drug applications (INDs) both in 2022 and 2023.

The process of repairing and controlling genes in the body, referred to as gene therapy or *in vivo* cell engineering, requires *in vivo* delivery of a therapeutic payload and modification of the genome. Of these, we believe delivery of a therapeutic payload represents the greatest unmet need and is thus at the core of our strategic focus, with our ultimate goal being the delivery of any payload to any cell in a specific and repeatable way. Our initial effort is on cell-specific delivery and increasing the diversity and size of payloads. Using fusogen technology, we have shown in preclinical studies that we can specifically target numerous cell surface receptors that, when combined with delivery vehicles to form fusosomes, allow cell-specific delivery across multiple different cell types. We have initially chosen to focus this technology on delivering payloads to T cells, hepatocytes, and hematopoietic stem cells.

Frequently in disease, cells are damaged or missing entirely, and an effective therapy needs to replace the entire cell, an approach referred to as cell therapy or *ex vivo* cell engineering. A successful therapeutic requires an ability to manufacture cells at scale that engraft, function, and have the necessary persistence in the body. Of these, long-term persistence related to overcoming immunologic rejection of another person's cells has been the most challenging, which has led many to focus on autologous, or a patient's own, cells as the therapeutic source. However, autologous therapies require a complex process of harvesting cells from the patients, manipulating them outside the body, and returning them to the patient. Products utilizing this approach have had to manage significant challenges such as scalability, product variability, product quality, cost, patient accessibility, and a limited number of cell types being amenable to this approach. Given these limitations, rather than utilizing autologous cells to overcome immune rejection, we have invested in creating hypoimmune cells that can "hide" from the patient's immune system. We are striving to make therapies utilizing pluripotent stem cells with our hypoimmune genetic modifications as the starting material, which we then differentiate into a specific cell type, such as a pancreatic beta cell, before treating the patient. Additionally, for cell types for which effective differentiation protocols from a stem cell have not yet been developed, such as T cells, instead of starting from a

Table of Contents

pluripotent stem cell, we can utilize an allogeneic cell, differentiated cells sourced from a donor, as the starting material to which we then apply our hypoimmune genetic modifications.

Our *in vivo* and *ex vivo* cell engineering platforms combined with early investment in manufacturing have the potential to treat a broad set of diseases and will require significant investment over the coming years to move them toward and then conduct clinical trials. We are in the early stages of development across a broad pipeline of product candidates, all of which are currently in the preclinical stage of development and are summarized below:

PLATFORM	TECHNOLOGY	PROGRAMS (CELL TYPES)	THERAPEUTIC AREA	PRODUCT CANDIDATE	POTENTIAL INDICATIONS	POTENTIAL IND SUBMISSION	PRE-CLINICAL	PHASE 1	PHASE 2	PHASE 3
<i>in vivo</i> cell engineering	Fusogen	T cells	Oncology	SG295 (CD8/CD19)	NHL/ALL/CLL	As early as 2022	▶			
				SG239 (CD8/BCMA)	Multiple myeloma	As early as 2022	▶			
				SG242 (CD4/CD19)	NHL/ALL/CLL	As early as 2023	▶			
				SG221 (CD4/BCMA)	Multiple myeloma	As early as 2023	▶			
		Hepatocytes	Liver-related genetic disorders	SG328	Omithine transcarbamylase deficiency	As early as 2022	▶			
		Hematopoietic stem cells	Hemoglobinopathies	SG418	Sickle cell disease	As early as 2023	▶			
Beta-thalassemia	As early as 2023				▶					
<i>ex vivo</i> cell engineering	Hypoimmune donor-derived	T cells	Oncology	SC291 (CD19)	NHL/ALL/CLL	As early as 2022	▶			
	Hypoimmune stem cell-derived	Beta cells	Diabetes	SC255 (BCMA)	Multiple myeloma	As early as 2022	▶			
				SC451	Type 1 diabetes	As early as 2023	▶			
	Stem cell-derived (to migrate to hypoimmune)	Glial progenitor cells	Central nervous system (CNS)	SC379	Huntington's disease	As early as 2023	▶			
					Pelizaeus-Merzbacher disease	As early as 2023	▶			
Cardiomyocytes	Cardiovascular	SC187	Heart failure	As early as 2023	▶					

Our *ex vivo* and *in vivo* technology represents an aggregation of years of innovation and technology from multiple academic institutions and companies, including our fusogen technology acquired from Cobalt Biomedicines Inc. (Cobalt), our *ex vivo* cell engineering programs focused on replacing damaged cells in the heart and certain brain disorders acquired from Cytocardia Inc. (Cytocardia) and Oscine Corp. (Oscine), respectively, and hypoimmune technology licensed from the President and Fellows of Harvard College (Harvard) and The Regents of the University of California (UCSF), amongst others. See the subsections titled “—License and Collaboration Agreements” and “—Acquisitions” and Note 3, Acquisitions and Note 5, License and collaboration agreements to each of our audited consolidated financial statements and unaudited condensed consolidated financial statements included elsewhere in this prospectus.

We were incorporated in July 2018 and commenced operations thereafter. Our operations to date have included developing our *in vivo* and *ex vivo* cell engineering platforms, identifying and developing potential product candidates, executing preclinical studies, acquiring technology, organizing and staffing the company, business planning, establishing our intellectual property portfolio, raising capital, and providing general and administrative support for these operations. All of our programs are currently in the development stage, and we do not have any products approved for sale. Since our inception, we have incurred net losses each year. Our net losses were \$13.2 million and \$130.8 million for the period from July 13, 2018 (inception) to December 31, 2018 and for the year ended December 31, 2019, respectively, and \$87.7 million and \$172.1 million for the nine months ended September 30, 2019 and 2020, respectively. As of September 30, 2020, we had an accumulated deficit of \$316.3 million. Our net losses resulted primarily from our research and development programs and, to a lesser extent, general and administrative costs associated with our operations.

To date, we have funded our operations from the issuance and sale of our convertible preferred stock and have not generated any revenues. From July 13, 2018 (inception) through September 30, 2020, we raised an

[Table of Contents](#)

aggregate of \$705.5 million in gross proceeds from the sales of our convertible preferred stock. Most recently, in June 2020, we closed our Series B convertible preferred stock financing and raised an aggregate of \$435.6 million. As of September 30, 2020, we had cash, cash equivalents, and marketable securities of \$459.1 million. Based on our current operating plan, we believe that our existing cash, cash equivalents, and marketable securities, together with the net proceeds from this offering, will be sufficient to meet our working capital and capital expenditure needs for at least the next 36 months.

We anticipate that our expenses and operating losses will increase substantially over the foreseeable future. The expected increase in expenses will be driven in large part by our ongoing activities, if and as we:

- continue to advance our *in vivo* and *ex vivo* cell engineering platforms;
- continue preclinical development of our current and future product candidates and initiate additional preclinical studies;
- commence clinical studies of our current and future product candidates;
- establish our manufacturing capability, including developing our contract development and manufacturing relationships, and building our internal manufacturing facilities;
- acquire and license technologies aligned with our *in vivo* and *ex vivo* cell engineering platforms;
- seek regulatory approval of our current and future product candidates;
- expand our operational, financial, and management systems and increase personnel, including personnel to support our preclinical and clinical development, manufacturing, and commercialization efforts;
- continue to develop, grow, perfect, and defend our intellectual property portfolio; and
- incur additional legal, accounting, or other expenses in operating our business, including the additional costs associated with operating as a public company.

We are also investing early in building world class capabilities in key areas of manufacturing sciences and operations, including development of our *in vivo* and *ex vivo* cell engineering platforms, product characterization, and process analytics from the time candidates are in early research phases. Our investments also include scaled research solutions, scaled infrastructure, and novel technologies to improve efficiency, characterization, and scalability of manufacturing.

The global COVID-19 pandemic continues to evolve rapidly, and we will continue to monitor it closely. The extent of the impact of the COVID-19 pandemic on our business, operations, and clinical development timelines and plans remains uncertain and will depend on certain developments, including the duration and spread of the outbreak and its impact on our clinical trial enrollment, trial sites, CROs, contract manufacturing organizations, and other third parties with whom we do business, as well as its impact on regulatory authorities and our key scientific and management personnel. We have experienced modest delays in our discovery and development activities as a result of the COVID-19 pandemic, primarily due to temporary and partial shutdowns at certain of our CROs and academic institutions that have since resumed operations, and due to the Washington, California and Massachusetts stay-at-home orders where our operations are located. However, to the extent possible, we are conducting business as usual, with necessary or advisable modifications to employee travel and most of our non-laboratory employees working remotely. We will continue to actively monitor the situation related to COVID-19 and may take further actions that alter our operations, including those that may be required by federal, state, or local authorities, or that we determine are in the best interests of our employees and other third parties with whom we do business.

We anticipate that we will need to raise additional financing in the future to fund our operations, including the commercialization of any approved product candidates. Until such time, if ever, as we can generate

[Table of Contents](#)

significant product revenue, we expect to finance our operations with our existing cash, cash equivalents, and marketable securities, the net proceeds from this offering, any future equity or debt financings, and upfront and milestone and royalties payments, if any, received under future licenses or collaborations. We may not be able to raise additional capital on terms acceptable to us or at all. If we are unable to raise additional capital when desired, our business, results of operations, and financial condition would be adversely affected.

License and Collaboration Agreements

Harvard

In March 2019, we entered into an exclusive license agreement with Harvard (the Harvard Agreement) to access certain intellectual property for the development of hypimmune cells. Under this agreement, we paid \$3.0 million in cash and issued 2,244,412 shares of our Series A-2 convertible preferred stock, valued at \$4.00 per share, for total consideration of \$12.0 million, which was recorded in research and development expense for the year ended December 31, 2019. Additionally, we agreed to pay Harvard \$6.0 million in cash contingent upon the closing of our Series B convertible preferred stock financing. As of December 31, 2019, the estimated fair value of this contingent payment was \$4.6 million and was recorded in research and development expense with a corresponding liability on our balance sheet. We closed the Series B convertible preferred stock financing in June 2020 and paid the \$6.0 million contingent payment to Harvard. As a result, an additional \$1.4 million was recorded in research and development expense for the nine months ended September 30, 2020.

Pursuant to the Harvard Agreement we may be required to make certain pre-specified development and regulatory milestone payments up to an aggregate of up to \$76.0 million, which would double if we undergo a change of control. We do not expect to make any payments for the pre-specified development milestones under the Harvard Agreement upon an IPO or within one year of an IPO. Additionally, we may be required to make success payments (Harvard Success Payments) up to an aggregate of \$175.0 million based on increases in the fair value of our Series A convertible preferred stock, or any security into which such stock has been converted or exchanged. The potential Harvard Success Payments are based on multiples of increased value ranging from 5x to 40x based on a comparison of the fair value of the Series A convertible preferred stock relative to its original \$4.00 issuance price at pre-determined valuation measurement dates. The Harvard Success Payments can be achieved over a maximum of 12 years from the effective date of the agreement. The following table summarizes the potential success payments, which are payable in cash:

Multiple of Equity Value at Issuance	5x	10x	20x	30x	40x
Per share Series A convertible preferred stock price required for payment	\$20.00	\$40.00	\$80.00	\$120.00	\$160.00
Success payment(s) (in millions)	\$ 5.0	\$ 15.0	\$ 30.0	\$ 50.0	\$ 75.0

The valuation measurement dates are triggered by events which include: an equity financing prior to an IPO of more than \$25.0 million, the one year anniversary of an IPO, and periodically thereafter, a merger, an asset sale, the sale of the majority of the shares held by Series A convertible preferred stockholders, and the last day of the term of the success payments. If a higher success payment tier is met at the same time a lower tier is met, both tiers will be owed. Any previous success payments made under the Harvard Agreement are credited against the success payment owed as of any valuation measurement date, so that Harvard does not receive multiple success payments in connection with the same threshold.

Our liability for the Harvard Success Payments is carried at fair value with the initial valuation and subsequent changes in value recognized in research and development expense. As of December 31, 2019 and September 30, 2020, the estimated fair value of the Harvard Success Payment liability was \$1.9 million and \$7.4 million, respectively. We recorded research and development expense of \$1.9 million and \$5.5 million for the year ended December 31, 2019 and the nine months ended September 30, 2020, respectively, in connection with the Harvard Success Payments.

The Regents of the University of California

In January 2019, we entered into an exclusive license agreement with UCSF (the UCSF Agreement), as amended in December 2020, to access certain intellectual property for the development of immunoengineered pluripotent cells. Pursuant to this agreement, we paid \$0.1 million in cash and issued 737,515 shares of our Series A-2 convertible preferred stock, valued at \$4.00 per share, for total consideration of \$3.1 million. The \$3.1 million was recorded in research and development expense for year ended December 31, 2019. In addition, in December 2020, pursuant to the amendment, we issued 37,500 shares of our common stock, valued at \$7.80 per share, for total consideration of \$0.3 million. The \$0.3 million will be recorded as research and development expense for year ended December 31, 2020. Under the agreement, we may be required to make certain pre-specified development milestone payments up to an aggregate of \$22.4 million.

Oscine Corp.

In November 2018, we entered into a collaboration, license, and option to purchase agreement with Oscine (the Oscine Agreement) to pursue research related to Oscine's glial progenitor *ex vivo* cell engineering programs focused on brain disorders. We paid a \$5.0 million non-refundable upfront fee, which was recorded in research and development expense for the period from July 13, 2018 (inception) to December 31, 2018. We recorded research and development expense of \$0.2 million, \$4.2 million and \$3.4 million for the period from July 13, 2018 (inception) to December 31, 2018, the year ended December 31, 2019 and the nine months ended September 30, 2020, respectively.

In September 2020, we acquired Oscine for a total purchase price of \$8.5 million. See the subsection titled “—Acquisitions” for more information.

Acquisitions

We have completed the acquisitions summarized below. For further details regarding these acquisitions, see Note 3, Acquisitions to each of our audited consolidated financial statements and unaudited condensed consolidated financial statements included elsewhere in this prospectus.

Oscine Corp.

In September 2020, we acquired all of the outstanding equity of Oscine, a privately-held early-stage biotechnology company developing glial progenitor *ex vivo* cell engineering programs focused on brain disorders for a purchase price of \$8.5 million.

The transaction was accounted for as an asset acquisition of in-process research and development (IPR&D) with the purchase price of \$8.5 million recorded in research and development expense for the nine months ended September 30, 2020. Of the total purchase price, \$7.6 million was an upfront cash payment, and \$0.9 million was set aside (the Oscine Holdback Amount) to satisfy certain general representations and warranties as set forth in the stock purchase agreement. The Oscine Holdback Amount will be held for 15 months, until December 2021, at which time the remainder of the balance, after payment of any claims, will be released to the prior stockholders of Oscine.

We are required to pay the prior stockholders of Oscine future milestone payments of up to an aggregate of \$225.8 million upon the achievement of certain pre-specified development and commercial milestones. No milestones had been achieved as of September 30, 2020, and therefore no related amounts were recognized during the nine months ended September 30, 2020.

We incurred transaction costs of approximately \$0.5 million in connection with the Oscine acquisition. These costs were included in general and administrative expense for the nine months ended September 30, 2020.

[Table of Contents](#)

Cytocardia, Inc.

In November 2019, we acquired all of the outstanding equity in Cytocardia, a privately-held early-stage biotechnology company whose primary asset was in-process research and development related to its *ex vivo* cell engineering programs focused on replacement of damaged heart cells.

The transaction was accounted for as an asset acquisition of IPR&D with the purchase price of \$8.0 million recorded as research and development expense for the year ended December 31, 2019. Of the total purchase price, \$6.8 million was an upfront cash payment, and \$1.2 million was set aside (the Cytocardia Holdback Amount) to satisfy certain general representations and warranties as set forth in the stock purchase agreement. The Cytocardia Holdback Amount will be held for 15 months, until February 2021, at which time the remainder of the balance, after payment of any claims, will be released to the co-founders.

We are required to pay the co-founders of Cytocardia future milestone payments of up to an aggregate of \$140.0 million upon the achievement of certain pre-specified development, regulatory and commercial milestones. No milestones had been achieved as of September 30, 2020, and therefore no related amounts were recognized during the year ended December 31, 2019 or the nine months ended September 30, 2020.

We incurred transaction costs of approximately \$0.2 million in connection with the Cytocardia acquisition. These costs were included in general and administrative expense for the year ended December 31, 2019.

Cobalt Biomedicine, Inc.

In February 2019, we acquired all of the outstanding equity in Cobalt, a privately-held early-stage biotechnology company developing a platform technology using its fusogen technology to specifically and consistently deliver various biological payloads to cells. The Cobalt acquisition added *in vivo* cell engineering technology to complement our *ex vivo* cell engineering technology.

The transaction was accounted for as an acquisition of a business with total consideration of \$189.7 million. We issued 36,441,583 shares of our Series A-2 convertible preferred stock, valued at \$136.0 million, and paid \$28,000 in cash. Of the 36,441,583 shares of Series A-2 convertible preferred stock issued, 12,147,192 shares were restricted until the achievement of a preclinical milestone, which was achieved in July 2019, at which time the restriction was lifted. Additionally, 691,636 restricted stock awards and 345,814 restricted stock units were granted to former employees of Cobalt.

We also agreed to pay contingent consideration (Cobalt Contingent Consideration) of up to an aggregate of \$500.0 million upon the achievement of certain pre-specified development milestones, and a success payment (Cobalt Success Payment) of up to \$500.0 million. The Cobalt Success Payment will only be paid if, at pre-determined valuation measurement dates, our value is equal to or exceeds three times our implied value based on the per share value of the Series B convertible preferred stock at issuance, or any security into which such stock has been converted or exchanged, and we have a program based on the fusogen technology in a clinical trial pursuant to an IND, or have filed for, or received approval for, a BLA or new drug application (NDA). The valuation measurement dates for the Cobalt Success Payment are triggered by an arms' length equity financing, or an IPO, and periodically thereafter. In addition to an arms' length equity financing and an IPO, a valuation measurement date is triggered upon a change of control when at least one of our programs based on the fusogen technology is the subject of an active research program. If there is a change of control and our valuation implied by the per share value of our Series B convertible preferred stock at issuance, or any security into which such stock has been converted or exchanged falls below certain thresholds, the amount of the potential Cobalt Success Payment will decrease and the amount of potential Cobalt Contingent Consideration will increase. See Note 3, Acquisitions to each of our audited consolidated financial statements and our unaudited condensed consolidated financial statements included elsewhere in this prospectus for details on the different Company valuation thresholds and impact to the value of the potential Cobalt Success Payment and potential Cobalt Contingent Consideration if there is a change of control. The Cobalt Contingent Consideration and Cobalt

[Table of Contents](#)

Success Payment are payable in cash or stock, at our discretion. We expect the first valuation measurement date for the Cobalt Success Payment to be an IPO, but we do not expect to owe a Cobalt Success Payment upon an IPO or within one year of an IPO. However, such payment is dependent on the future stock price which is unpredictable and may fluctuate significantly from quarter to quarter and year to year.

The estimated fair value of the Cobalt Contingent Consideration related to the pre-specified development milestones was \$69.1 million and \$85.8 million as of December 31, 2019 and September 30, 2020, respectively. For the year ended December 31, 2019 and for the nine months ended September 30, 2020 we recorded research and development expense of \$17.9 million and \$16.7 million, respectively, in connection with the Cobalt Contingent Consideration. The estimated fair value of the Cobalt Success Payment liability was \$2.4 million and \$37.6 million as of December 31, 2019 and September 30, 2020, respectively. The change in value of the Cobalt Success Payment liability from the acquisition date to December 31, 2019 was immaterial. We recorded research and development expense of \$35.2 million for the nine months ended September 30, 2020 in connection with the Cobalt Success Payment.

The components of the \$189.7 million purchase price included an intangible asset of \$59.2 million, a deferred tax liability of \$7.5 million, and net liabilities assumed of \$2.6 million, with the remaining amount of \$140.6 million recorded as goodwill. The estimated fair value of the intangible asset was determined using the replacement cost method. The intangible asset is classified as an indefinite-lived asset until it becomes finite-lived upon the successful completion or the abandonment of the associated research and development technology. Accordingly, during the development period after the date of acquisition, this asset will not be amortized until regulatory approval is obtained in a major market, typically either the United States or the European Union. At that time, we will determine the useful life of the asset and begin amortization. If the associated research and development technology is abandoned, the related intangible asset will be written-off and an impairment charge recorded. None of the goodwill is expected to be deductible for income tax purposes. We have not recognized an impairment of goodwill or the intangible asset since inception.

We incurred \$0.4 million of transaction costs related to the Cobalt acquisition. These costs were included in general and administrative expense for the year ended December 31, 2019.

Components of Operating Results

Operating Expenses

Research and Development

To date, research and development expenses have related primarily to discovery and development of our platform technology and product candidates. Research and development expenses are recognized as incurred and payments made prior to the receipt of goods or services to be used in research and development are recorded as prepaid expenses until the goods or services are received.

Research and development expenses consist of personnel-related costs, including salaries, benefits, and non-cash stock-based compensation, external research and development expenses incurred under arrangements with third parties, laboratory supplies, costs to acquire and license technologies aligned with our goal of translating engineered cells to medicines, facility and other allocated expenses, including rent, depreciation, and allocated overhead costs, and other research and development expenses.

Research and development expenses also include the change in the estimated fair value of the liabilities associated with our success payments and contingent consideration. Research and development expense related to our success payment liabilities and contingent consideration is unpredictable and may vary significantly from quarter to quarter and year to year due to changes in our assumptions used in the calculation. In addition, we may incur research and development expense to acquire and license technologies in the future, and the timing and amount of those expenses cannot be estimated with reliability and may also fluctuate from quarter to quarter and year to year.

[Table of Contents](#)

We deploy our employee and infrastructure resources across multiple research and development programs for developing our *in vivo* and *ex vivo* cell engineering platforms, identifying and developing product candidates, and establishing manufacturing capabilities. Due to the number of ongoing projects and our ability to use resources across several projects, the vast majority of our research and development costs are not recorded on a program-specific basis. These include costs for personnel, laboratory, and other indirect facility and operating costs.

Research and development activities account for a significant portion of our operating expenses. Excluding amounts attributable to changes in the estimated fair value of our success payment liabilities and contingent consideration, we anticipate that our research and development expenses will increase over the foreseeable future as we expand our research and development efforts including expanding the capabilities of our cell engineering platforms, identifying product candidates, completing preclinical studies and commencing clinical trials, seeking regulatory approval of our product candidates, and incurring costs to acquire and license technologies aligned with our goal of translating engineered cells to medicines. A change in the outcome of any of these variables could mean a significant change in the costs and timing associated with the development of our product candidates.

General and Administrative

General and administrative expenses consist of personnel-related costs, including salaries, benefits, and non-cash stock-based compensation, for our employees in executive, legal, finance, human resources, information technology, and other administrative functions, legal fees, consulting fees, recruiting costs, and facility costs not otherwise included in research and development expenses. Legal fees include those related to corporate and patent matters.

We anticipate that our general and administrative expenses will increase over the foreseeable future to support our continued research and development activities, operations generally, future business development opportunities, consulting fees, as well as due to the increased costs of operating as a public company.

Interest Income, Net

Interest income, net consists of interest earned on our cash, cash equivalents and investment balance.

Benefit from Income Taxes

Benefit from income taxes consists of the partial release of the valuation allowance on net deferred tax assets triggered by the deferred tax liabilities recorded as a result of the acquisition of Cobalt in 2019.

[Table of Contents](#)**Results of Operations****Comparison of the Nine Months Ended September 30, 2019 and 2020**

The following table summarizes our results of operations for the periods presented:

	Nine Months Ended September 30,		Change
	2019	2020	
	(in thousands)		
Operating expenses:			
Research and development	\$ 80,101	\$ 153,762	\$ 73,661
General and administrative	15,959	19,063	3,104
Total operating expenses	96,060	172,825	76,765
Loss from operations	(96,060)	(172,825)	(76,765)
Interest income, net	2,175	622	(1,553)
Other income (expense), net	(52)	68	120
Loss before income taxes	(93,937)	(172,135)	(78,198)
Benefit from income taxes	6,204	—	(6,204)
Net loss	\$ (87,733)	\$ (172,135)	\$ (84,402)

Research and Development Expenses

The following table summarizes the components of our research and development expenses for the periods presented:

	Nine Months Ended September 30,		Change
	2019	2020	
	(in thousands)		
Success payments	\$ 1,427	\$ 40,637	\$ 39,210
Personnel	17,582	33,288	15,706
Research and laboratory	7,580	22,918	15,338
Facility and other allocated costs	12,525	21,249	8,724
Collaborations	4,347	5,535	1,188
Contingent consideration	15,564	16,672	1,108
Acquisition and licensing of technology	19,473	11,352	(8,121)
Other	1,603	2,111	508
Total research and development expense	\$ 80,101	\$ 153,762	\$ 73,661

Research and development expenses were \$80.1 million and \$153.8 million for the nine months ended September 30, 2019 and 2020, respectively. The increase of \$73.7 million was primarily due to:

- an increase of \$39.2 million for the change in the estimated fair value of our Cobalt Success Payment and Harvard Success Payment liabilities in aggregate;
- increased personnel-related expenses of \$15.7 million, including non-cash stock-based compensation of \$1.7 million, which was primarily attributable to an increase in headcount to expand our research and development capabilities;
- an increase of \$15.3 million in research and laboratory costs, including laboratory supplies, preclinical studies, and other external research expenses;

[Table of Contents](#)

- an increase of \$8.7 million of facility and other allocated costs, including rent, depreciation, and allocated overhead costs;
- an increase of \$1.2 million for collaborative arrangements; and
- an increase of \$1.1 million for the change in the estimated fair value of the Cobalt Contingent Consideration.

These increases were partially offset by a decline in costs to acquire and license technology of \$8.1 million due to costs incurred under the Harvard Agreement and UCSF Agreement in 2019, partially offset by the cost of the Oscine acquisition in 2020.

General and Administrative Expenses

General and administrative expense were \$16.0 million and \$19.1 million for the nine months ended September 30, 2019 and 2020, respectively. The increase of \$3.1 million was primarily due to increased personnel-related expenses of \$1.6 million primarily attributable to an increase in headcount to build our infrastructure, increased information technology and facility costs including rent of \$0.7 million, and increased business taxes and insurance of \$0.5 million.

Interest Income, Net

Interest income, net was \$2.2 million and \$0.6 million for the nine months ended September 30, 2019 and 2020, respectively. The decrease of \$1.6 million was due to lower interest rates on cash and investment balances.

Benefit from Income Taxes

Benefit from income taxes was \$6.2 million for the nine months ended September 30, 2019, which was due to a deferred tax liability of \$7.5 million associated with the intangible asset from the Cobalt acquisition. We recognized an income tax benefit of \$6.2 million for the release of valuation allowance on existing U.S. deferred tax assets for the nine months ended September 30, 2019. There was no benefit from income taxes for the nine months ended September 30, 2020.

Comparison of the Period from July 13, 2018 (Inception) to December 31, 2018 and the Year Ended December 31, 2019

The following table summarizes our results of operations for the periods presented:

	Period from July 13, 2018 (Inception) to December 31, 2018	Year Ended December 31, 2019 (in thousands)	Change
Operating expenses:			
Research and development	\$ 9,040	\$ 119,375	\$ 110,335
General and administrative	4,206	21,777	17,571
Total operating expenses	13,246	141,152	127,906
Loss from operations	(13,246)	(141,152)	(127,906)
Interest income, net	—	2,856	2,856
Other expense, net	(1)	(29)	(28)
Loss before income taxes	(13,247)	(138,325)	(125,078)
Benefit from income taxes	—	7,547	7,547
Net loss	\$ (13,247)	\$ (130,778)	\$ (117,531)

[Table of Contents](#)

Research and Development Expenses

The following table summarizes the components of our research and development expenses for the periods presented:

	Period from July 13, 2018 (Inception) to December 31, 2018	Year Ended December 31, 2019	Change
		(in thousands)	
Personnel	\$ 2,073	\$ 30,378	\$ 28,305
Acquisition and licensing of technology	5,025	27,773	22,748
Contingent consideration	—	17,860	17,860
Facility and other allocated costs	1,360	18,246	16,886
Research and laboratory	33	13,302	13,269
Collaborations	199	6,543	6,344
Consulting	327	3,038	2,711
Other	23	2,235	2,212
Total research and development expense	\$ 9,040	\$ 119,375	\$ 110,335

Research and development expenses were \$9.0 million for the period from July 13, 2018 (inception) to December 31, 2018 and \$119.4 million for the year ended December 31, 2019. The increase of \$110.4 million was primarily due to:

- increased personnel-related expenses of \$28.3 million, including non-cash stock-based compensation of \$1.2 million, which was primarily attributable to an increase in headcount to expand our research and development capabilities;
- an increase of \$22.7 million in costs to acquire and license technology associated with the Harvard Agreement, UCSF Agreement, and the Cytocardia acquisition in 2019, partially offset by costs incurred in 2018 related to the Oscine Agreement;
- an increase of \$17.9 million for the change in the estimated fair value of the Cobalt Contingent Consideration;
- an increase of \$16.9 million of facility and other allocated costs, including rent, depreciation, and allocated overhead costs;
- an increase of \$13.3 million in research and laboratory costs, including laboratory supplies, preclinical studies, and other external research expenses;
- an increase of \$6.3 million for collaborative arrangements; and
- an increase of \$2.7 million in consulting fees.

General and Administrative Expenses

General and administrative expenses were \$4.2 million for the period from July 13, 2018 (inception) to December 31, 2018 and \$21.8 million for the year ended December 31, 2019. The increase of \$17.6 million was primarily due increased personnel-related expenses of \$9.1 million primarily attributable to an increase in headcount to build our infrastructure, increased consulting and legal fees of \$4.0 million, and increased information technology and facility costs, including rent, of \$3.9 million.

Interest Income, Net

Interest income, net was \$2.9 million for the year ended December 31, 2019, which included interest earned on our cash, cash equivalents, and short-term investment balances. There was no interest income, net for the period from July 13, 2018 (inception) to December 31, 2018.

[Table of Contents](#)

Benefit from Income Taxes

Benefit from income taxes was \$7.5 million for the year ended December 31, 2019, which was due to a deferred tax liability of \$7.5 million associated with the intangible asset from the Cobalt acquisition. We recognized an income tax benefit of \$7.5 million for the release of valuation allowance on existing U.S. deferred tax assets for the year ended December 31, 2019. There was no benefit from income taxes for the period from July 13, 2018 (inception) to December 31, 2018.

Unaudited Pro Forma Information

Immediately prior to the completion of this offering, all outstanding shares of our convertible preferred stock will automatically convert into shares of our common stock assuming the sale of shares in this offering at the assumed public offering price of \$21.50 per share, the midpoint of the price range set forth on the cover page of this prospectus. The unaudited pro forma basic and diluted net loss per share for the year ended December 31, 2019 and the nine months ended September 30, 2020 were computed using the weighted-average number of shares of common stock outstanding, including the pro forma effect of the conversion of all outstanding shares of convertible preferred stock into shares of common stock, as if such conversion had occurred at the beginning of the period, or their issuance dates if later. Pro forma net loss per share does not include the shares expected to be sold in this offering.

The following table sets forth the computation of the unaudited pro forma basic and diluted net loss per share of common stock for the periods presented:

	<u>Year Ended</u> <u>December 31, 2019</u>	<u>Nine Months Ended</u> <u>September 30, 2020</u>
	(in thousands, except share and per share data)	
Numerator:		
Net loss used in calculating pro forma net loss per share, basic and diluted	\$ (130,778)	\$ (172,135)
Denominator:		
Weighted-average common shares outstanding	4,902,642	12,249,482
Weighted-average convertible preferred stock	94,397,420	118,017,279
Pro forma weighted-average shares outstanding, basic and diluted	99,300,062	130,266,761
Pro forma net loss per share, basic and diluted	\$ (1.32)	\$ (1.32)

Liquidity, Capital Resources, and Capital Requirements

Sources of Liquidity

Since our inception, we have funded our operations through the sale and issuance of convertible preferred stock. From July 13, 2018 (inception) through September 30, 2020, we raised an aggregate of \$705.5 million in gross proceeds from the sales of our convertible preferred stock. Most recently, in June 2020, we closed our Series B convertible preferred stock financing and raised an aggregate of \$435.6 million. As of September 30, 2020, we had \$459.1 million in cash, cash equivalents, and marketable securities. Since our inception, we have not generated any revenue from product sales or any other sources, and we have incurred significant operating losses. We have not yet commercialized any products and we do not expect to generate revenue from sales of any product candidates for a number of years, if ever. We had an accumulated deficit of \$316.3 million as of September 30, 2020.

Future Funding Requirements

We expect to incur additional losses in the foreseeable future as we conduct and expand our research and development efforts, including conducting preclinical studies and clinical trials, developing new product

[Table of Contents](#)

candidates, establishing internal and external manufacturing capabilities, and funding our operations generally. Based on our current operating plan, we believe that our existing cash, cash equivalents, and marketable securities, together with the net proceeds from this offering, will be sufficient to meet our working capital and capital expenditure needs for at least the next 36 months. However, we anticipate that we will need to raise additional financing in the future to fund our operations, including the commercialization of any approved product candidates. We are subject to the risks typically related to the development of new products, and we may encounter unforeseen expenses, difficulties, complications, delays, and other unknown factors that may adversely affect our business.

Our future capital requirements will depend on many factors, including:

- the scope, timing, progress, costs, and results of discovery, preclinical development, and clinical trials for our current and future product candidates;
- the number of clinical trials required for regulatory approval of our current and future product candidates;
- the costs, timing, and outcome of regulatory review of any of our current and future product candidates;
- the cost of manufacturing clinical and commercial supplies of our current and future product candidates;
- the costs and timing of future commercialization activities, including manufacturing, marketing, sales, and distribution, for any of our product candidates for which we receive marketing approval;
- the costs and timing of preparing, filing, and prosecuting patent applications, maintaining and enforcing our intellectual property rights, and defending any intellectual property-related claims, including any claims by third parties that we are infringing upon their intellectual property rights;
- our ability to maintain existing, and establish new, strategic collaborations, licensing, or other arrangements and the financial terms of any such agreements, including the timing and amount of any future milestone, royalty, or other payments due under any such agreement;
- the revenue, if any, received from commercial sales of our product candidates for which we receive marketing approval;
- expenses to attract, hire and retain, skilled personnel;
- the costs of operating as a public company;
- our ability to establish a commercially viable pricing structure and obtain approval for coverage and adequate reimbursement from third-party and government payers;
- addressing any potential interruptions or delays resulting from factors related to the COVID-19 pandemic;
- the effect of competing technological and market developments; and
- the extent to which we acquire or invest in businesses, products, and technologies.

Until such time as we can generate significant revenue from product sales, if ever, we expect to finance our operations from the sale of additional equity or debt financings, or other capital which come in the form of strategic collaborations, licensing, or other arrangements. In the event that additional financing is required, we may not be able to raise it on terms acceptable to us, or at all. If we raise additional funds through the issuance of equity or convertible debt securities, it may result in dilution to our existing stockholders. Debt financing or preferred equity financing, if available, may result in increased fixed payment obligations, and the existence of securities with rights that may be senior to those of our common stock. If we incur indebtedness, we could become subject to covenants that would restrict our operations. If we raise funds through strategic collaboration, licensing

[Table of Contents](#)

or other arrangements, we may relinquish significant rights or grant licenses on terms that are not favorable to us. Our ability to raise additional funds may be adversely impacted by potential worsening global economic conditions and the recent disruptions to, and volatility in, the credit and financial markets in the United States and worldwide resulting from the ongoing COVID-19 pandemic and otherwise. If we are unable to raise additional capital when desired, our business, results of operations, and financial condition would be adversely affected.

Cash Flows

The following table summarizes our cash flows for the periods indicated:

	Period from July 13, 2018 (Inception) to December 31, 2018	Year Ended December 31, 2019	Nine Months Ended September 30,	
			2019	2020
(in thousands)				
Net cash provided by (used in):				
Operating activities	\$ (13,495)	\$ (85,504)	\$ (51,708)	\$ (100,423)
Investing activities	(780)	(87,861)	(114,644)	(265,604)
Financing activities	45,721	223,726	215,911	435,584
Net increase in cash, cash equivalents, and restricted cash	<u>\$ 31,446</u>	<u>\$ 50,361</u>	<u>\$ 49,559</u>	<u>\$ 69,557</u>

Operating Activities

During the nine months ended September 30, 2020, net cash used in operating activities was \$100.4 million, consisting primarily of our net loss of \$172.1 million partially offset by non-cash charges of \$68.2 million and an increase in our net operating assets of \$3.5 million. The non-cash charges of \$68.2 million consisted of \$40.6 million for revaluation of our success payment liabilities, \$16.7 million for revaluation of contingent consideration, depreciation expense of \$4.2 million, non-cash stock-based compensation expense of \$3.0 million, right-of-use assets lease expense of \$2.9 million, and other non-cash charges of \$0.8 million.

During the nine months ended September 30, 2019, net cash used in operating activities was \$51.7 million, consisting primarily of our net loss of \$87.7 million and a tax benefit of \$6.2 million recorded in connection with the Cobalt acquisition, partially offset by non-cash charges of \$36.3 million and an increase in our net operating assets of \$5.9 million. The non-cash charges of \$36.3 million consisted primarily of \$15.6 million for revaluation of contingent consideration, \$11.9 million for the issuance of stock in connection with license agreements, \$5.8 million for revaluation of our success payment liabilities and contingent liabilities, right-of-use assets lease expense of \$1.6 million, and other non-cash charges of \$1.4 million.

During the year ended December 31, 2019, net cash used in operating activities was \$85.5 million, consisting primarily of our net loss of \$130.8 million and a tax benefit of \$7.5 million recorded in connection with the Cobalt acquisition, partially offset by non-cash charges of \$42.3 million and an increase in our net operating assets of \$10.5 million. The non-cash charges of \$42.3 million consisted of \$17.9 million for revaluation of contingent consideration, \$11.9 million for the issuance of stock in connection with license agreements, \$6.5 million for revaluation of success payment and contingent liabilities, depreciation expense of \$1.8 million, and other non-cash charges of \$4.2 million.

During the period from July 13, 2018 (inception) to December 31, 2018, net cash used in operating activities was \$13.5 million, consisting primarily of our net loss of \$13.2 million.

Investing Activities

During the nine months ended September 30, 2020, cash used in investing activities was \$265.6 million, consisting primarily of net purchases, sales, and maturities of marketable securities of \$251.0 million and purchases of property and equipment of \$14.6 million.

[Table of Contents](#)

During the nine months ended September 30, 2019, cash used in investing activities was \$114.6 million, consisting primarily of net purchases and maturities of marketable securities of \$91.0 million, purchases of property and equipment of \$20.4 million, and net cash used for an acquisition of \$3.2 million.

During the year ended December 31, 2019, cash used in investing activities was \$87.9 million, consisting primarily of net purchases and maturities of marketable securities of \$58.5 million, purchases of property and equipment of \$26.2 million, and net cash used for an acquisition of \$3.2 million.

During the period from July 13, 2018 (inception) to December 31, 2018, cash used in investing activities was \$0.8 million, consisting of purchases of property and equipment of \$0.5 million and the issuance of a promissory note of \$0.3 million.

Financing Activities

During the nine months ended September 30, 2020, cash provided by financing activities was \$435.6 million, consisting primarily of net proceeds from the sale of our convertible preferred stock.

During the nine months ended September 30, 2019, cash provided by financing activities was \$215.9 million, consisting primarily of net proceeds from the sale of our convertible preferred stock.

During the year ended December 31, 2019, cash provided by financing activities was \$223.7 million, consisting primarily of net proceeds from the sale of our convertible preferred stock.

During the period from July 13, 2018 (inception) to December 31, 2018, cash provided by financing activities was \$45.7 million, consisting primarily of net proceeds from the sale of our convertible preferred stock.

Contractual Obligations and Commitments

The following table summarizes our significant contractual obligations and commitments as of December 31, 2019:

	Payments Due by Period				Total
	Less than 1 Year	1 to 3 Years	3 to 5 Years (in thousands)	More than 5 Years	
Operating leases ⁽¹⁾	\$ 6,624	\$ 17,429	\$ 18,580	\$ 41,494	\$ 84,127

(1) This table does not include the operating leases we entered into in Seattle, WA in September 2020 and Cambridge, MA in January and May 2020.

Other than as disclosed in the table above, the payment obligations under our license, collaboration, and acquisition agreements as of December 31, 2019 are contingent upon future events such as our achievement of pre-defined development, regulatory, and commercial milestones, or royalties on net product sales. See the section titled “Business—Key Intellectual Property Agreements” for more information about these payment obligations. We are also obligated to make a Cobalt Success Payment of up to \$500.0 million if, at pre-determined valuation measurement dates, the value of our company meets or exceeds certain thresholds and we have an active program based on the fusogen technology in a clinical trial pursuant to an IND, or have filed for or received approval for, a BLA or NDA. We may also make Harvard Success Payments up to an aggregate of \$175.0 million based on increases in the fair value of our Series A convertible preferred stock at pre-defined valuation measurement dates. See the subsection titled “Critical Accounting Policies and Significant Judgments and Estimates—Success Payments.” The Cobalt Success Payment is payable in cash or stock, at our discretion, and the Harvard Success Payments are payable in cash. As of December 31, 2019, the timing and

[Table of Contents](#)

likelihood of achieving the milestones and success payments and generating future product sales are uncertain and therefore, any related payments are not included in the table above.

We also enter into agreements in the normal course of business for sponsored research, preclinical studies, contract manufacturing, and other services and products for operating purposes, which are generally cancelable upon written notice. These obligations and commitments are not included in the table above.

Off-Balance Sheet Arrangements

Since our inception, we have not engaged in any off-balance sheet arrangements as defined under the rules and regulations of the SEC.

Quantitative and Qualitative Disclosures About Market Risk

We are exposed to market risks in the ordinary course of our business. These risks primarily include interest rate sensitivities.

Interest Rate Risk

We had cash, cash equivalents, and restricted cash of \$151.4 million as of September 30, 2020, which consisted of bank deposits and money market funds. We also had marketable securities of \$309.8 million as of September 30, 2020. The primary objective of our investment activities is to preserve capital to fund our operations while earning a low risk return. Because our marketable securities are primarily short-term in duration, we believe that our exposure to interest rate risk is not significant, and a hypothetical 1% change in market interest rates during any of the periods presented would not have had a significant impact on the total value of our portfolio. We had no debt outstanding as of September 30, 2020.

JOBS Act Accounting Election

We are an “emerging growth company,” as defined in the Jumpstart Our Business Startups Act of 2012 (the JOBS Act). For so long as we remain an emerging growth company, we are permitted and intend to rely on certain exemptions from various public company reporting requirements, including not being required to have our internal control over financial reporting audited by our independent registered public accounting firm pursuant to Section 404 of the Sarbanes-Oxley Act, reduced disclosure obligations regarding executive compensation in our periodic reports and proxy statements, and exemptions from the requirements of holding a nonbinding advisory vote on executive compensation and any golden parachute payments not previously approved. In particular, in this prospectus, we have provided only two years of audited financial statements and have not included all of the executive compensation-related information that would be required if we were not an emerging growth company. Accordingly, the information contained herein may be different than the information you receive from other public companies in which you hold stock. In addition, under the JOBS Act, emerging growth companies can delay adopting new or revised accounting standards issued subsequent to the enactment of the JOBS Act until such time as those standards apply to private companies. We have elected to use the extended transition period for any new or revised accounting standards during the period in which we remain an emerging growth company; however, we may adopt certain new or revised accounting standards early.

Critical Accounting Policies and Significant Judgments and Estimates

Our audited consolidated financial statements and our unaudited condensed consolidated financial statements are prepared in accordance with generally accepted accounting principles in the United States. The preparation of these financial statements requires us to make estimates and assumptions that affect the reported amounts of assets and liabilities and the disclosure of contingent assets and liabilities at the date of the audited consolidated financial statements and the unaudited condensed consolidated financial statements, as well as the

[Table of Contents](#)

reported expenses incurred during the reporting periods. Our estimates are based on our historical experience and on various other factors that we believe are reasonable under the circumstances, the results of which form the basis for making judgments about the carrying value of assets and liabilities that are not readily apparent from other sources. Actual results may differ from these estimates under different assumptions or conditions. While our significant accounting policies are described in more detail in the notes to our audited consolidated financial statements and our unaudited condensed consolidated financial statements included elsewhere in this prospectus, we believe that the following accounting policies are critical to understanding our historical and future performance, as these policies relate to the more significant areas involving management's judgments and estimates.

Research and Development Expenses

We record research and development costs in the periods in which they are incurred. We accrue for research and development costs based on the estimated services performed, but not yet invoiced, pursuant to contracts with research institutions or other service providers that conduct and manage preclinical studies and other research services on our behalf and record these costs in accrued and other current liabilities. We make judgments and estimates in determining the accrued liabilities balance at each reporting period. Payments made prior to the receipt of goods or services to be used in research and development are recorded as prepaid expenses until the goods or services are received.

Research and development costs also include the estimated fair value of the potential liabilities associated with our Harvard Success Payments, Cobalt Success Payment, and Cobalt Contingent Consideration. See the subsections titled “—Contingent Consideration” and “—Success Payments.”

To date, we have not experienced any material differences between accrued costs and actual costs incurred. However, the status and timing of actual services performed may vary from our estimates, resulting in adjustments to expense in future periods. Changes in these estimates that result in material changes to our accruals could materially affect our results of operations.

Acquisitions

We account for business combinations using the acquisition method of accounting, which requires the assets acquired, including IPR&D, and liabilities assumed, be recorded at their fair values as of the acquisition date. Any excess of the purchase price over the fair value of net assets acquired is recorded as goodwill. The determination of the estimated fair value of these items requires us to make significant estimates and assumptions.

If we determine the acquisition does not meet the definition of a business combination under the acquisition method of accounting, the transaction is accounted for as an asset acquisition and no goodwill or contingent consideration are recognized at the acquisition date. In an asset acquisition, up-front payments allocated to IPR&D are recorded in research and development expense if there is no alternative future use, and subsequent milestone payments are recorded in research and development expense when achieved.

Intangible Assets and Goodwill

Accounting for business combinations requires us to make significant estimates and assumptions with respect to tangible and intangible assets acquired and assumed liabilities. We use our best estimates and assumptions to accurately assign fair value to the tangible and intangible assets acquired and liabilities assumed at the acquisition date as well as the useful lives of those acquired intangible assets. Intangible assets are reviewed for impairment annually and upon the occurrence of triggering events or substantive changes in circumstances that could indicate a potential impairment.

[Table of Contents](#)

Goodwill represents the excess of the purchase price over the estimated fair value of the identifiable assets acquired and liabilities assumed in a business combination. We evaluate goodwill for impairment annually and upon the occurrence of triggering events or substantive changes in circumstances that could indicate a potential impairment. Our evaluation includes assessing qualitative factors or performing a quantitative analysis to determine whether it is more-likely-than-not that the fair value of net assets are below the carrying amounts.

Contingent Consideration

At the acquisition date of a business combination and at each subsequent balance sheet date, contingent consideration obligations are remeasured to fair value. Any changes in fair value between balance sheet dates are recognized in research and development expense. We utilize significant estimates and assumptions in determining the estimated contingent consideration and associated expense or gain at each balance sheet date including assumptions regarding the progress toward achieving milestones. The valuation of contingent consideration uses assumptions we believe would be made by a market participant. In evaluating the fair value of contingent consideration, judgment is required to interpret the market data used to develop the estimates. We assess these estimates on an on-going basis as additional data impacting the assumptions are obtained. Contingent consideration may change significantly as development progresses and additional data are obtained, impacting our assumptions regarding probabilities of successful achievement of the related milestones used to estimate the fair value of the liability and the timing in which they are expected to be achieved. Accordingly, the use of different market assumptions and/or different valuation techniques could result in materially different fair value estimates.

Success Payments

We granted rights to success payments to Cobalt and Harvard pursuant to the terms of our acquisition agreement and license agreement with each of those entities, respectively. Pursuant to the terms of the Cobalt Agreement, we may be required to make a success payment, if, at pre-determined valuation measurement dates, our value is equal to or exceeds three times our implied value based on the per share value of our Series B convertible preferred stock at issuance, or any security into which such stock has been converted or exchanged, and we have an active program based on the fusogen technology in a clinical trial pursuant to an IND, or have filed for, or received approval for, a BLA or NDA. The payment can be made in cash or stock, at our discretion. Pursuant to the terms of the Harvard Agreement, we may be required to make success payments in cash based on increases in the per share value of our Series A convertible preferred stock at pre-determined valuation measurement dates. The Cobalt and Harvard Success Payments are accounted for under Accounting Standards Codification 815, *Derivatives and Hedging*.

Success payment liabilities are estimated at fair value at inception and at each subsequent balance sheet date with changes recorded in research and development expense. To determine the estimated fair value of the success payment liabilities we use a Monte Carlo simulation methodology which models the value of the liability based on several key variables, including the estimated number and timing of valuation measurement dates on the basis of which payments may be triggered, expected volatility, term of the success payments, and the risk-free interest rate. Additionally, the Cobalt Success Payment liability incorporates our estimated future value implied by the per share value of the Series B convertible preferred stock at issuance, or any security into which such stock has been converted or exchanged. The Harvard Success Payment liability incorporates the estimated future fair value of our Series A convertible preferred stock. The computation of expected volatility is estimated using peer company stocks for a time period matching the expected term assumption.

Stock-Based Compensation

We recognize compensation costs related to restricted stock awards, restricted stock units, and stock options granted to employees and nonemployees based on the estimated fair value of the awards on the date of grant, and we recognize forfeitures as they occur. For restricted stock awards the fair value of our common stock is used to determine the resulting stock-based compensation expense. For stock options we estimate the grant date fair

[Table of Contents](#)

value, and the resulting stock-based compensation expense, using the Black-Scholes option pricing model. The fair value of the stock-based awards is recognized as an expense on a straight-line basis over the requisite service period, which is generally the vesting period.

The Black-Scholes option pricing model requires the use of highly subjective assumptions to determine the fair value of stock-based awards. These assumptions include:

- *Fair Value of Common Stock*—See the subsection titled “—Common Stock Valuations.”
- *Expected Term*—The expected term represents the period that the stock-based awards are expected to be outstanding. We use the simplified method to determine the expected term, which is based on the average of the time-to-vesting and the contractual life of the options.
- *Expected Volatility*—Since we are not yet a public company and do not have any trading history for our common stock, the expected volatility is estimated based on the average historical volatilities of common stock of comparable publicly traded entities over a time period equal to the expected term of the stock option grants. The comparable companies are chosen based on their size, stage in the product development cycle, and area of specialty. We will continue to apply this process until sufficient historical information regarding the volatility of our own stock price becomes available.
- *Risk-Free Interest Rate*—The risk-free interest rate is based on the U.S. Treasury yield in effect at the time of grant for zero-coupon U.S. Treasury notes with maturities approximately equal to the expected term of the awards.
- *Expected Dividend*—We have never paid dividends on our common stock and have no plans to pay dividends on our common stock. Therefore, we used an expected dividend yield of zero.

See Note 13, Stock-based compensation to each of our audited consolidated financial statements and our unaudited condensed consolidated financial statements included elsewhere in this prospectus for information concerning certain of the specific assumptions we used in applying the Black-Scholes option pricing model to determine the estimated fair value of our stock options granted in the period from July 13, 2018 (inception) to December 31, 2018, the year ended December 31, 2019, and the nine months ended September 30, 2020. Such assumptions involve inherent uncertainties and the application of significant judgment. As a result, if factors or expected outcomes change and we use significantly different assumptions or estimates, our stock-based compensation could be materially different.

The intrinsic value of all outstanding options as of September 30, 2020 was approximately \$264.1 million, based on the assumed IPO price of \$21.50 per share, which is the midpoint of the estimated IPO price range set forth on the cover page of this prospectus, of which approximately \$25.5 million is related to vested options and approximately \$238.6 million is related to unvested options.

Common Stock Valuations

Prior to this offering, we were a privately-held company with no active public market for our common stock. Therefore, our board of directors, with the assistance and upon the recommendation of management, has for financial reporting purposes periodically determined the estimated per share fair value of our common stock on the date of grant in part using contemporaneous independent third-party valuations consistent with the American Institute of Certified Public Accountants Practice Aid, *Valuation of Privately-Held Company Equity Securities Issued as Compensation* (Practice Aid). Within the contemporaneous valuations performed by our board of directors, a range of factors, assumptions, and methodologies were used. The significant objective and subjective factors included, but are not limited to:

- our most recently available valuations of our common stock performed by an independent third-party valuation firm;
- the prices of shares of our convertible preferred stock sold to investors in arm’s length transactions, and the rights, preferences and privileges of our convertible preferred stock relative to our common stock;

Table of Contents

- committed future rounds of funding;
- our stage of development and material risks related to our business;
- our results of operations and financial position, including our levels of available capital resources;
- progress of our research and development activities;
- the lack of marketability of our common stock as a private company;
- the hiring of key personnel and the experience of management;
- the likelihood of achieving a liquidity event for our securityholders, such as an IPO or a sale of our company, given prevailing market conditions;
- the valuation of publicly traded companies in the life sciences and biotechnology sectors, as well as recently completed mergers and acquisitions of peer companies;
- the status of strategic transactions, including the acquisition of intellectual property and technology;
- trends and developments in our industry; and
- external market conditions affecting the life sciences and biotechnology industry sectors.

Our board of directors exercises significant judgment in estimating the fair value of our common stock. Such estimates involve inherent uncertainties and the application of significant judgment. As a result, if factors or expected outcomes change and we use significantly different assumptions or estimates, our equity-based compensation could be materially different. Changes in judgments could have a material impact on our results of operations.

For our valuations performed prior to September 30, 2020, in accordance with the Practice Aid, we determined the option pricing model (OPM) backsolve method was the most appropriate method for determining the fair value of our common stock based on our stage of development and other relevant factors. In an OPM framework, the backsolve method for inferring the equity value implied by a recent financing transaction involves making assumptions for the expected time to liquidity, volatility, discount for lack of marketability, and risk-free rate and then solving for the value of equity such that value for the most recent financing equals the amount paid. This method was selected as management concluded that the contemporaneous financing transactions were arms'-length transactions.

For our valuations performed on or subsequent to September 30, 2020, in accordance with the Practice Aid, we determined the hybrid method of the OPM and the Probability-Weighted Expected Return Method (PWERM) was the most appropriate method for determining the fair value of our common stock based on our stage of development and other relevant factors. The PWERM considers various potential liquidity outcomes. Our approach included assumptions for different timing of IPO scenarios, the sale of our company, and dissolution. Under the hybrid OPM and PWERM method, the per share value calculated under the OPM and PWERM are weighted based on expected exit outcomes and the quality of the information specific to each allocation methodology to arrive at a final estimated fair value per share value of the common stock before a discount for lack of marketability is applied.

Following the closing of this offering, our board of directors will determine the fair market value of our common stock based on its closing price as reported on the date of grant on the primary stock exchange on which our common stock is traded.

Recently Adopted and Recent Accounting Pronouncements

See Note 2, Summary of significant accounting policies to each of our audited consolidated financial statements and unaudited condensed consolidated financial statements included elsewhere in this prospectus for information about recent accounting pronouncements, the timing of their adoption, and our assessment, to the extent we have made one yet, of their potential impact on our financial condition or results of operations.

BUSINESS

Overview

We were founded on the belief that engineered cells will be one of the most important transformations in medicine over the next several decades. The burden of diseases that can be addressed at their root cause through engineered cells is significant. We view engineered cells as having the potential to be as therapeutically disruptive as biologics to clinical practice. Our long-term aspirations are to be able to control or modify any gene in the body, to replace any cell that is damaged or missing, and to markedly improve access to cellular and gene-based medicines. We have brought together an experienced group of scientists, engineers, and company builders and combined them with the necessary technologies to move this vision forward. We are developing *in vivo* and *ex vivo* cell engineering platforms to revolutionize treatment across a broad array of therapeutic areas with unmet treatment needs, including oncology, diabetes, central nervous system (CNS) disorders, cardiovascular diseases, and genetic disorders, among others. While our current product candidates are all in preclinical development, our goal is to file multiple investigational new drug applications (INDs) both in 2022 and 2023.

We believe the time is right to develop engineered cell therapies across a broad range of therapeutic areas. The field has seen initial clinical proof of concept for gene and cell replacement approaches across multiple diseases, including cancer and certain genetic disorders, through the application of adeno-associated virus (AAV) based gene therapies, autologous CAR T cell therapies, and autologous and allogeneic grafts/transplants. While such existing approaches have limitations, they provide evidence that a broad range of *in vivo* and *ex vivo* engineered cells can have transformative clinical potential in at least a subset of patients. Substantial progress in the understanding of genetics, gene editing, gene control, protein engineering, stem cell biology, immunology, process analytics, and computational biology have converged to create an opportunity to markedly increase the breadth and depth of the potential impact of genetic and cellular medicines.

We are seeking to overcome these existing limitations of gene and cell therapy through our *in vivo* and *ex vivo* cell engineering platforms, both of which may facilitate the development of therapies that can transform the lives of patients by repairing cells in the body when possible and replacing them when needed. For *in vivo* therapies, where the desire is to repair and control genes in the body, a successful product candidate requires both gene modification and *in vivo* delivery of the therapeutic payload. Of these, we view effective *in vivo* delivery as the greatest limitation to dramatically expanding the impact of this class of therapeutics. To this end, our initial focus is on cell-specific delivery as well as increasing the diversity and size of payloads. For *ex vivo* therapies, where diseased cells are damaged or missing entirely and an effective therapy needs to replace the entire cell, a successful therapeutic requires large-scale manufacturing of cells that engraft, function, and persist in the body. Of these, we view persistence as the greatest limitation to dramatically expanding the impact of this class of therapeutics. We believe that product candidates developed with our *ex vivo* cell engineering platform, which utilizes hypoimmune allogeneic cells that can “hide” from the patient’s immune system, can address this fundamental limitation and unlock a wave of disruptive therapeutics.

We believe we have the potential to develop transformative engineered cells as medicines because of our people and our capabilities:

Our **people** are the most important strength of the company. We have assembled a diverse group of experienced company builders, scientists, manufacturing scientists, engineers, and operators to execute our business plan.

- **Experienced Company Builders.** We have numerous individuals with vast experience in building disruptive biotech companies. Our Founder and Chief Executive Officer, Dr. Steve Harr, was previously CFO of Juno Therapeutics, helping to build the company and its CAR T cell therapy platform until its acquisition. He is a physician-scientist with experience in basic research, clinical medicine, finance, company building, and operations. Our Chairman of the Board and co-founder, Hans Bishop, is an experienced company builder and operator with success across a number of

companies. Our executive team is composed of multiple individuals with deep experience building high growth, disruptive companies, including Christian Hordo, Chief Business Officer, who previously ran Business Development and the Myeloma program at Juno Therapeutics, and Robin Andrulevich, Chief People Officer, who has held key senior leadership roles at Amazon, Google, and Juno Therapeutics.

- **Leading Scientists.** We believe that in order to be successful in drug development for engineered cells, significant investments in infrastructure and cross-functional capabilities need to be coupled with deep scientific expertise in the cell types of interest within each program. Our leadership team includes multiple world-class scientists, including researchers who have made seminal discoveries in gene delivery, immunology, CAR T cells, gene editing, and stem cell biology. These include Drs. Richard Mulligan, Terry Fry, Ed Rebar, Chuck Murry, Sonja Schrepfer, Steve Goldman, and Jagesh Shah. We have surrounded this team of discovery scientists with drug developers experienced in advancing product candidates through the development process with expertise in areas such as pharmacology, toxicology, regulatory, clinical development, and clinical operations. These include Drs. Sunil Agarwal, Donna Dambach, Ke Liu, Paul Brunetta, and Ms. Farah Anwar.
- **Experienced Manufacturing Scientists, Engineers, and Operators.** Since our founding, we have proactively assembled manufacturing sciences and operations expertise on our board, on our executive team, and across the company. Our manufacturing organization is led by Dr. Stacey Ma, an experienced executive with over two decades of in manufacturing leadership, contributing to the commercialization of over ten products across multiple modalities.
- **Board and Investors with Shared Long-Term Vision.** Our board of directors is composed of renowned company builders, scientists, drug developers, and investors, including Dr. Joshua H. Bilenker, Mr. Hans Bishop, Dr. Doug Cole, Dr. Steve Harr, Dr. Richard Mulligan, Mr. Robert Nelsen, Dr. Alise S. Reicin, Ms. Michelle Seitz, Dr. Geoffrey von Maltzahn, Ms. Maggie Wilderotter, and Dr. Patrick Yang. We have raised \$705.5 million of capital to date and are supported by a group of renowned institutional investors such as ARCH Venture Partners, Flagship Pioneering, Canadian Pension Plan Investment Board, Baillie Gifford, The Alaska Permanent Fund, The Public Sector Pension Investment Board, F Prime, GV, and ADIA, amongst others. Our investors share our long-term vision of advancing engineered cells as medicine to change the lives of patients. This has enabled our strategy of consolidating technologies, assets, and people to expand the potential impact of our long-term vision.

Our **capabilities** enable us to take a comprehensive approach to the most important and difficult aspects of engineering cells. We are pursuing *in vivo* and *ex vivo* cell engineering and can leverage the synergistic proficiencies required to succeed in both approaches. We believe we can capitalize on the shared expertise and infrastructure between the platforms to maximize the potential success and the reach of our transformative therapies. We have built deep internal capabilities across a wide range of areas focused on solving the most critical limitations in engineering cells including:

- **Gene Delivery.** We believe our delivery technologies have broad potential, with both near-term and long-term applications across a number of indications. We are investing in technologies that allow payload delivery to specific cell types, increase the diversity and size of payloads, enable repeat dosing of patients, and increase the volume of distribution inside the body in order to target and access more diverse cells.
- **Gene Modification.** The ability to knock-out, knock-in, modify, and control expression of genes is fundamental to our platforms' success. We have hired world-class scientists with experience in all of these capabilities and across multiple modalities. We are building internal capabilities that enable high throughput cell engineering and gene editing and control using multiple technologies through use of natural systems, protein engineering, and synthetic biology. We believe our capabilities across multiple modalities will allow us to utilize the appropriate system for the biologic problem of interest. We are developing proprietary gene editing capabilities as well as seeking strategic partnerships in key areas.

- **Immunology.** The immune system can be harnessed to treat multiple diseases, and it can also limit the therapeutic effect of most cell- and gene-based therapies. Understanding and harnessing the immune system can have a broad impact across our *in vivo* and *ex vivo* cell engineering portfolio. We are investing in our people and technologies to harness the immune system, particularly T cells, for the treatment of cancer and other diseases. Additionally, our hypimmune technology has the potential to hide cells from the immune system, unlocking the potential of allogeneic *ex vivo* therapies for the treatment of numerous diseases.
- **Stem Cell and Disease Biology.** Developing our platforms into therapies for patients requires a deep understanding of both cell and disease biology. Furthermore, we are investing significantly in our people and the technologies that enable the differentiation of pluripotent stem cells into mature cells that can be used as therapeutics. In each therapeutic area we intend to pursue, we have brought in-house senior world-class scientists to lead our efforts, and our research teams have significant experience in various areas of biology.

Our in vivo and ex vivo Cell Engineering Platforms

The advent of recombinant DNA technology in the 1970s ushered in a new era of therapeutics, enabling the synthetic manufacture of human protein therapies at scale for the first time. However, the critical inflection point occurred when key technological advancements eventually enabled the broad development of monoclonal antibodies with suitable therapeutic properties. These advancements, combined with progress in understanding disease biology, allowed biologics to become the second largest therapeutic class. We believe engineered cells are at a similar inflection point, with key recent technological advancements providing the potential for the broad applicability of this therapeutic class.

In vivo cell engineering

Engineering cells *in vivo* requires the development of both an appropriate delivery vector as well as a payload to effectively modify the cell. Advances in gene editing, gene regulation, and RNA biology have provided scientists with diverse payload options to modulate genome sequence and gene expression. These payloads need to be delivered in the form of DNA, RNA, proteins, and their complexes; however, the delivery of sufficient amounts of these novel payloads specifically to the desired cells *in vivo* remains a key limitation. AAV and LNPs have proven to be successful vectors for limited payloads and for some cell types in certain diseases, but their application is limited by issues related to lack of specificity, limited payload size and diversity, complex manufacturing, and immunogenicity.

Our goal for *in vivo* cell engineering is to repair and control the genes of any cell in the body. Our ultimate aim is to achieve the delivery of any payload, to any cell, in a specific and repeatable way. We believe that success in any one of these areas has the potential to unlock whole novel categories of medicines to treat a diversity of diseases. Our initial focus is on cell-specific delivery and on increasing the diversity and size of payloads. Our *in vivo* cell engineering platform harnesses fusogen technology, which targets cell surface receptors, and thereby can enable cell specific delivery for a meaningful number of different cell types. Using our fusogen technology, we have shown in preclinical studies that we can specifically target numerous cell surface receptors that, when combined with delivery vehicles to form fusosomes, allow cell-specific delivery across multiple different cell types.

Ex vivo cell engineering

Engineering cells *ex vivo* requires the ability to engineer and manufacture cells at scale and then deliver them to the patient, so that they engraft, function appropriately, and have the necessary persistence in the body. Advances in understanding cellular biology have led to successful, but limited, applications including bone marrow transplants and autologous CAR T cells. However, autologous therapies require a complex process of

[Table of Contents](#)

harvesting cells from the patients, manipulating them outside the body, and returning them to the patient. Products utilizing this approach have had to grapple with significant challenges such as scalability, product variability, product quality, cost, and patient accessibility. More recently, scientific advances have led to the ability to generate induced pluripotent stem cells (iPSCs) and differentiate these iPSCs into functional cells for a range of cell types. In addition, some approaches use allogeneic cells, or cells derived from another person, to address some of the manufacturing challenges of autologous therapy. However, current efforts to translate these approaches into therapies typically require the use of immunosuppression to promote the necessary persistence of cells in the body, which in turn significantly limit their therapeutic potential.

Our goal for *ex vivo* cell engineering is to replace any cell in the body with cells that engraft, function, and persist over time, and to manufacture those cells cost-effectively at scale. Our *ex vivo* cell engineering platform utilizes our hypoimmune technology to create cells that can “hide” from the patient’s immune system to enable persistence of allogeneic cells. We are striving to make therapies utilizing pluripotent stem cells with our hypoimmune genetic modifications as the starting material, which we then differentiate into a specific cell type, such as a pancreatic beta cell, before treating the patient. Additionally, for cell types for which effective differentiation protocols from a stem cell have not yet been developed, such as T cells, instead of starting from a pluripotent stem cell, we can utilize an allogeneic cell, differentiated cells sourced from a donor, as the starting material to which we then apply our hypoimmune genetic modifications. Our goal is to manufacture genetically modified cells that are capable of both replacing the missing cell and evading the patient’s immune system. We are now applying our technologies to make cell products for the treatment of multiple diseases.

Our *in vivo* and *ex vivo* cell engineering technologies are built upon decades of foundational research at world-renowned academic centers of excellence such as Cornell, École normale supérieure de Lyon, Harvard, Inserm, Paul Ehrlich Institute, UCLA, UCSF, University of Rochester, University of Washington, and Washington University in St. Louis as well as many years of research and discovery at Flagship Pioneering.

Our Portfolio Strategy

We believe the potential applications of our platforms are vast. To prioritize programs for our *in vivo* and *ex vivo* engineering pipeline we have used the following strategies:

- minimize biology risk where there is platform risk, or in other words, prioritize opportunities where success with our platform should lead to success in addressing the underlying disease;
- prioritize program investments in diseases where the strengths of our *in vivo* and *ex vivo* cell engineering platforms can address the key limitations of existing therapeutic approaches;
- focus on conditions of high unmet need, including the most grievous diseases; and
- prioritize efforts where success in one area begets success in others.

Our Pipeline

We are developing a broad pipeline of product candidates focused on creating transformative *in vivo* and *ex vivo* engineered cell therapies across a range of therapeutic areas. We are in the early stages of development across a broad pipeline of product candidates, all of which are currently in the preclinical stage of development and are summarized below:

Table of Contents

PLATFORM	TECHNOLOGY	PROGRAMS (CELL TYPES)	THERAPEUTIC AREA	PRODUCT CANDIDATE	POTENTIAL INDICATIONS	POTENTIAL IND SUBMISSION	PRE-CLINICAL	PHASE		
								1	2	3
in vivo cell engineering	Fusogen	T cells	Oncology	SG295 (CD8/CD19)	NHL/ALL/CLL	As early as 2022	▶			
				SG239 (CD8/BCMA)	Multiple myeloma	As early as 2022	▶			
				SG242 (CD4/CD19)	NHL/ALL/CLL	As early as 2023	▶			
				SG221 (CD4/BCMA)	Multiple myeloma	As early as 2023	▶			
		Hepatocytes	Liver-related genetic disorders	SG328	Omithine transcarbamylase deficiency	As early as 2022	▶			
		Hematopoietic stem cells	Hemoglobinopathies	SG418	Sickle cell disease	As early as 2023	▶			
Beta-thalassemia	As early as 2023				▶					
ex vivo cell engineering	Hypoimmune donor-derived	T cells	Oncology	SC291 (CD19)	NHL/ALL/CLL	As early as 2022	▶			
				SC255 (BCMA)	Multiple myeloma	As early as 2022	▶			
	Hypoimmune stem cell-derived	Beta cells	Diabetes	SC451	Type 1 diabetes	As early as 2023	▶			
					Huntington's disease	As early as 2023	▶			
	Stem cell-derived (to migrate to hypoimmune)	Glial progenitor cells	Central nervous system (CNS)	SC379	Pelizaeus-Merzbacher disease	As early as 2023	▶			
					Secondary progressive multiple sclerosis	As early as 2023	▶			
Cardiomyocytes	Cardiovascular	SC187	Heart failure	As early as 2023	▶					

SanaX

Our goal is to lead both the present and future of cell engineering and we are committed to making significant investments in research and other activities that will ensure a leadership position throughout the next decade. Towards this end we have established SanaX as a distinct research arm. SanaX research efforts are aimed at making fundamental improvements of existing technology and establishing new paradigms for gene and cell delivery that will ultimately lead to the development of completely new therapeutic modalities. Current SanaX research activities are focused on areas including cells as delivery vehicles, novel viral vectors, novel production approaches to current viral vectors, novel methods for enabling the exogenous control of transgene expression via small molecule drugs, and new paradigms for genetically manipulating specific immune response in order to engender immunological tolerance to specific antigens, cells, and organs.

Our in vivo Cell Engineering Platform

Overview

In vivo cell engineering aims to treat human disease by delivering a therapeutic payload to cells inside a patient's body to repair or control genes. Historically there have been four key challenges to *in vivo* cell engineering:

- Delivering any payload (such as DNA, RNA, proteins, organelles, integrating versus non-integrating, size),
- to any cell (by increasing the volume of distribution),
- in a specific (for instance just T cells), and
- repeatable way (such as achieving limited immunogenicity to allow re-dosing).

Our *in vivo* cell engineering platform is focused on engineering fusogens that, when combined with delivery vehicles, can effectively deliver a payload to a desired cell or location in the appropriate quantities *in vivo*. The combination of a fusogen with a delivery vehicle referred to as a fusosome. We believe our platform provides us with the flexibility to deliver a wide range of payloads to make different modifications for different diseases, as well as delivery vehicle options to address volume of distribution and re-dosing, which could fundamentally expand the treatment potential of *in vivo* therapies.

Our Approach to Building our in vivo Cell Engineering Platform

We have approached the development of our *in vivo* cell engineering platform by investing in solutions to overcome the key challenges outlined above:

- **Delivery.** We believe the critical limitation for *in vivo* cell engineering is delivery, and therefore, we are investing significantly in delivery technologies, including our fusogen technology, which is designed to enable both cell-specific delivery and delivery of diverse payloads. We were founded with core technology in this area which was the product of a multi-year effort by a Flagship Labs innovation team at Flagship Pioneering led by Dr. Geoffrey von Maltzahn, one of our board members. This effort is led by Dr. Jagesh Shah, our VP, Gene Therapy Technologies.
- **Gene modification.** There has been substantial recent progress in gene modification and the field is now at the point where virtually any desired modification can be performed *in vitro*. However, no single technology or platform is optimal for all possible applications. To this end, we are developing capabilities across multiple technologies and investing to develop our own novel technologies to be applied on a case-by-case basis, an effort that is led by Dr. Ed Rebar, our Senior Vice President, Chief Technology Officer.
- **Manufacturing.** We are investing proactively in process development, analytical development, CMC regulatory, and other manufacturing sciences in order to enable scalable manufacturing of our *in vivo* therapies and ensure broad access. This effort is led by Dr. Stacey Ma, our Executive Vice President, Technical Operations.

Our Approach to Building our in vivo Cell Engineering Portfolio

We have prioritized cell types for our programs where:

- existing proof of concept in humans and animal models demonstrates that *in vivo* cell engineering should have a clinical benefit;
- high unmet need can be addressed by modifying a particular cell type;
- delivery is the most critical bottleneck, such that delivering payloads specifically to the target cell type could lead to highly differentiated and transformative therapeutics; and
- an opportunity to apply the technology more broadly exists, which creates the potential for more medicines if successful (for example, delivery to hepatocytes unlocks potential to treat many diseases with different payloads).

Based on this prioritization, we are initially focused on the following cell types:

T Cells

Autologous CAR T therapy has shown impressive potential in oncology, but complexity in manufacturing, amongst other things, has limited its broad impact. Our fusosomes have the potential to deliver a CAR specifically to the patient's cells *in vivo*. This approach would essentially use the patient's body as a bioreactor to manufacture the CAR T cell, thereby addressing the manufacturing complexities of existing approaches. It may also avoid the safety issues associated with lymphodepletion prior to CAR delivery, which is required for *ex vivo* CAR T therapy. Finally, because we do not need to manipulate, grow, and cryopreserve the T cells outside the body during the manufacturing process, we have the potential for more consistent and higher quality CAR T cells.

Hepatocytes

While multiple modalities exist that enable delivery of genetic material to liver cells, including AAV and LNPs, these approaches have limitations, including a non-integrating payload, limited payload size, pre-existing

immunity, and lack of cell specificity. Our fusogen technology, which can enable delivery of a payload specifically to hepatocytes in the liver, can potentially address all or some of these limitations. We have initially chosen to focus on severe genetic diseases where treating a pediatric patient is likely to lead to a significant clinical benefit, as our technology can integrate the new DNA into the target cell's chromosomal DNA providing sustained payload expression as the hepatocytes of the pediatric patient divide and amplify during organ growth.

Hematopoietic Stem Cells

There has been early clinical success across several gene editing platforms in modifying hemoglobin expression and providing a potentially curative treatment to patients with sickle cell disease and beta-thalassemia. However, complicated manufacturing processes and high-dose conditioning chemotherapy requirements may limit their clinical impact. Our technology has the potential to deliver the payload to modify hemoglobin production directly to the cells inside a patient's body, eliminating both the complicated cell manufacturing and the need for high-dose chemotherapy.

History of in vivo Cell Engineering and Current Limitations

Starting several decades ago, the nascent field of gene therapy focused on experimenting with different means of transmitting genetic payloads via viral vectors. Seminal work by Dr. Richard Mulligan, our Executive Vice-Chairman and Head of SanaX, and colleagues established the promise of gene therapy by delivering genes into host chromosomes, thereby correcting genetic deficits. In the late 1990s and early 2000s, an incomplete understanding of virus/vector-biology resulted in serious safety setbacks, which stunted progress in the field. More recently, significant investments have resulted in improved safety and efficacy of viral vectors. However, most approaches continue to concentrate on adapting the innate capabilities of various viruses to transmit these payloads. Currently, over one hundred clinical trials that utilize viral vectors are underway for a variety of monogenic diseases, infectious diseases, complex neurodegenerative disorders, and cancers.

Profound benefits have been realized in cases where there is direct correlation between the biological activity transmitted by the therapy and the genetic activity that is missing in the patient. An example of this is providing the missing activity of a gene in a patient with a monogenic recessive disorder. This understanding of disease biology has led to the development and commercialization of three *in vivo* cell engineering therapies since 2012: Glybera (alipogene tiparvovec), which was approved by the European Medicines Agency in 2012 for the treatment of LPL deficiency; Luxturna (voretigene neparvovec), which was approved by the U.S. Food and Drug Administration (FDA) in 2017 for the treatment of a rare retinal disease; and Zolgensma (onasemnogene abeparvovec), which was approved by the FDA in 2019 for the treatment of the most severe form of spinal muscular atrophy. All three therapies use AAV vectors, which are broadly used by gene therapy researchers due to their broad tissue tropism, lack of pathogenicity, and ability to target both dividing and non-dividing cells. While these therapies have had a categorical impact on their target patient populations, they have only scratched the surface of the potential of *in vivo* cell engineering, with success limited to a small number of patients.

Broad impact of gene therapies has been limited by challenges within three key areas:

Payload delivery is limited by:

- **Limited Cell Specificity.** Most commonly used AAV vectors have broad tissue specificities. If a specific type of cell needs to be targeted within a tissue or organ to achieve the desired therapeutic effect, a lack of targeting specificity can result in a limited amount of payload reaching the desired cell. Moreover, the transduction of non-target cells can necessitate the use of high doses of vector to achieve the maximal therapeutic effect in the desired target tissue, which in turn can lead to toxicities due to the transduction of non-target cells.
- **Limited Volume of Distribution.** Volume of distribution refers to the ability of a therapeutic to reach various tissues. While AAV vectors can be used to systemically deliver payloads to certain tissues,

such as muscle, in the case of other therapeutically important targets, such as cells of the CNS, only a small proportion of cells can be transduced.

- **Immunogenicity.** Most viruses used as vectors elicit an immune response in the patient, causing the patient's immune system to attack the vector. Previous exposure to the virus used as a vector increases the immune response and may limit the benefit or create safety issues for the patient. Many patients, for example, demonstrate pre-existing antibodies to specific AAV serotypes which can limit transduction efficiencies, and therefore clinical benefit. Furthermore, once an AAV vector is administered to a patient, in most cases the infection leads to an immune response that precludes the ability to re-dose.

Genome modification is limited by:

- **Payload Size and Type Restrictions.** The natural genome size of a virus vector imposes a discrete limit on the amount of biological information that can be transmitted. Currently, there exist a number of important disease targets that require the delivery of payloads too large for AAV, which has a maximum payload capacity between 4.5-5kb. In addition to the need to deliver sequences encoding a desired protein that may not fit into an AAV vector, the increasing interest in the use of gene-editing machinery to correct specific gene defect via homologous recombination or transposition will require delivery vehicles capable of a larger payload capacity than is currently available. For most viruses currently used for *in vivo* therapy, the payload type is generally limited to the specific genetic material of the virus (e.g. DNA or RNA). The ability to deliver additional payloads, such as proteins, could unlock novel therapeutic opportunities.
- **Durability Limitations.** Obtaining the persistence of the desired level of expression over long periods of times can be problematic, due to both immune reactions and the silencing of vector expression. In cases where the target cells are undergoing replication, as can be the case in pediatric patients for example, durability of expression by non-integrating vectors can also be limited by the gradual loss of vector sequences as infected cells replicate.

Execution in manufacturing is limited by:

- **Complex manufacturing.** Today, the adage of “the process is the product” applies with particular relevance to these *in vivo* therapies. These therapies are relatively more complex to characterize and control during manufacturing compared to other common biologically derived modalities such as recombinant proteins and antibodies. Similarly, process and analytical sciences that can enable significant scale-up for *in vivo* therapies are still well behind that of proteins and antibodies. Current vector manufacturing has limited scale and yield, which limits access for patients.

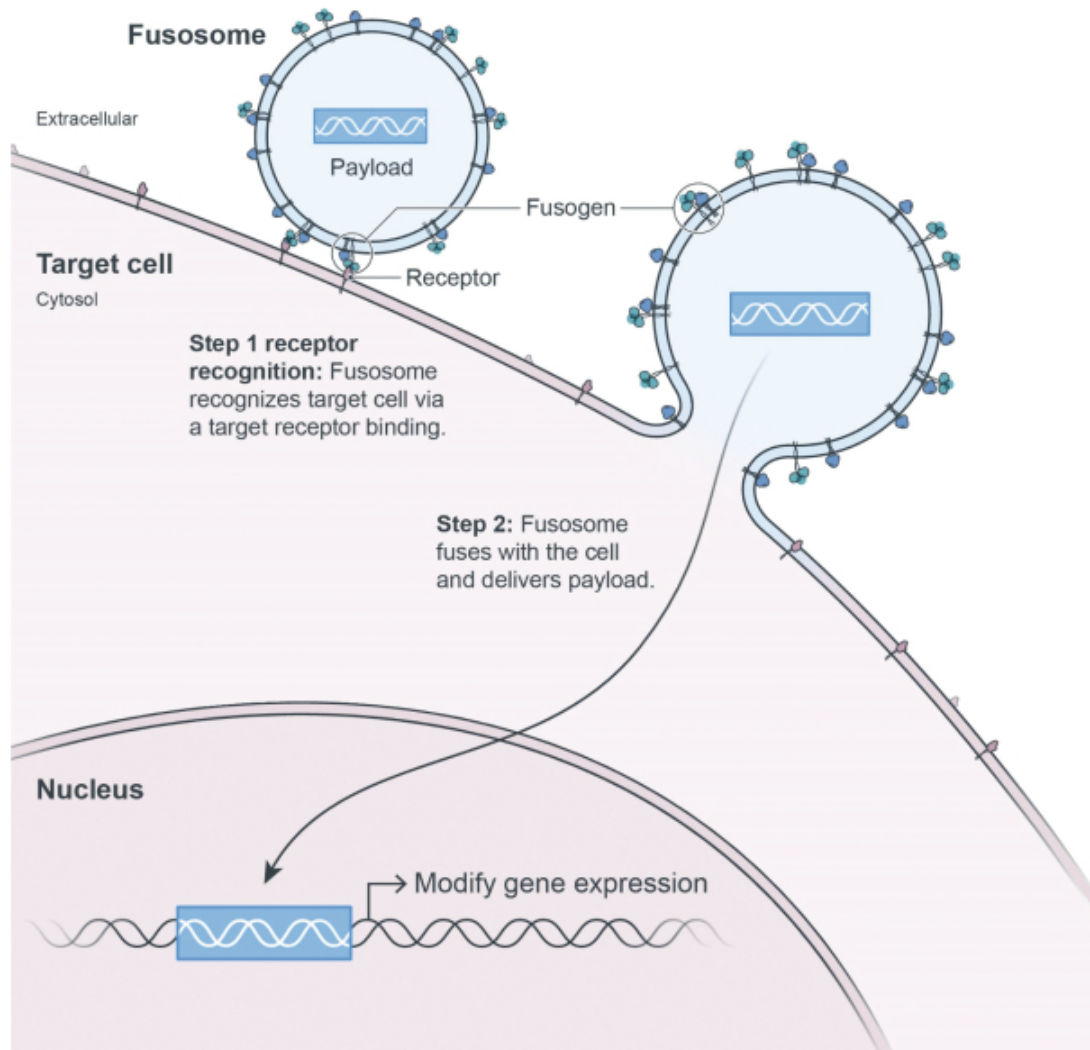
Our Solution – Fusogen Technology

To address some of the existing challenges of *in vivo* cell engineering, we are developing our fusogen technology by engineering proteins found in nature to enable the delivery of any payload to specific cells.

Background on Fusogens

Fusogens are a well-studied class of naturally occurring proteins that mediate the trillions of cell-to-cell and intracellular fusion events occurring in the human body every second. In 2013, the Nobel Prize in Physiology or Medicine was awarded for the elucidation of the roles of fusogens in mediating intracellular trafficking in nature. First, fusogens enable recognition of a specific target membrane. Second, they promote membrane fusion by acting as thermodynamic engines for opposing membranes, pulling them together and thereby promoting fusion.

Our Fusogen Technology



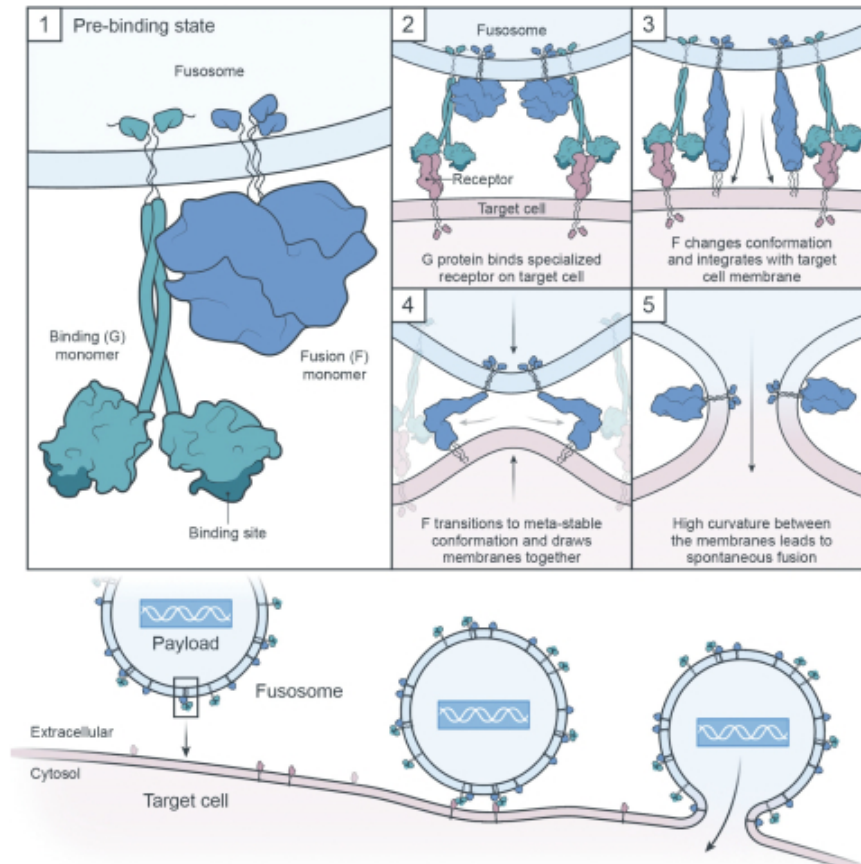
Fusogens are widely used by enveloped viruses to confer target specificity and to drive the process of introducing material in target cells. A well-known current example of a viral fusogen is the SARS-CoV-2 coronavirus that causes COVID 19. This virus uses its spike glycoprotein to target cells expressing the ACE2 receptor and to fuse with the cell membrane of host cells and release the viral genome into the cell. Many other biological processes utilizing fusogens for the delivery of complex, diverse, and large payloads to specific cell types have also been found. For example, the process of fertilization occurs as a result of a sperm fusing specifically with the egg and the transfer of the paternal genetic material to the oocyte. Similarly, the fusion of myoblasts with other myoblasts is essential for the formation, growth, and regeneration of skeletal muscle. The myoblast delivers an entire novel nucleus to the muscle cell, highlighting the utility of this system to deliver quite large and complex payloads. These and a myriad of other processes rely on this vast class of protein machines.

Applying fusogens to in vivo cell engineering

Building on both our team’s deep understanding of fusogen biology and extensive research in protein engineering, we are developing a technology designed to allow us to engineer the biological properties of these naturally occurring proteins. In doing so, we are developing a highly modular system that can specifically target numerous cell surface receptors and thereby deliver diverse therapeutic payloads to a variety of cell types.

Our current programs use fusogens derived from a virus from the paramyxoviridae family. The fusogen protein complex is comprised of two proteins: the receptor recognition G protein and membrane fusion F protein. The combination of a fusogen with a delivery vehicle such as a gene therapy vector or lipid vesicle is referred to as a fusosome. The diagram below depicts the mechanism of fusogen-mediated membrane fusion. This protein complex is found on the outer membrane of the fusosome (1). As the fusosome interacts with cells, only those with the target receptor will engage the G protein of the fusogen complex (2). The binding of the G protein to the receptor stimulates the F protein to initiate its membrane fusion activity. The F protein first partially unfolds to bind to the target membrane (3) and then refolds to bring the target and fusosome membranes in proximity (4), to ultimately promote membrane fusion (5), and subsequent payload delivery.

Mechanism of Fusogen-Mediated Membrane Fusion

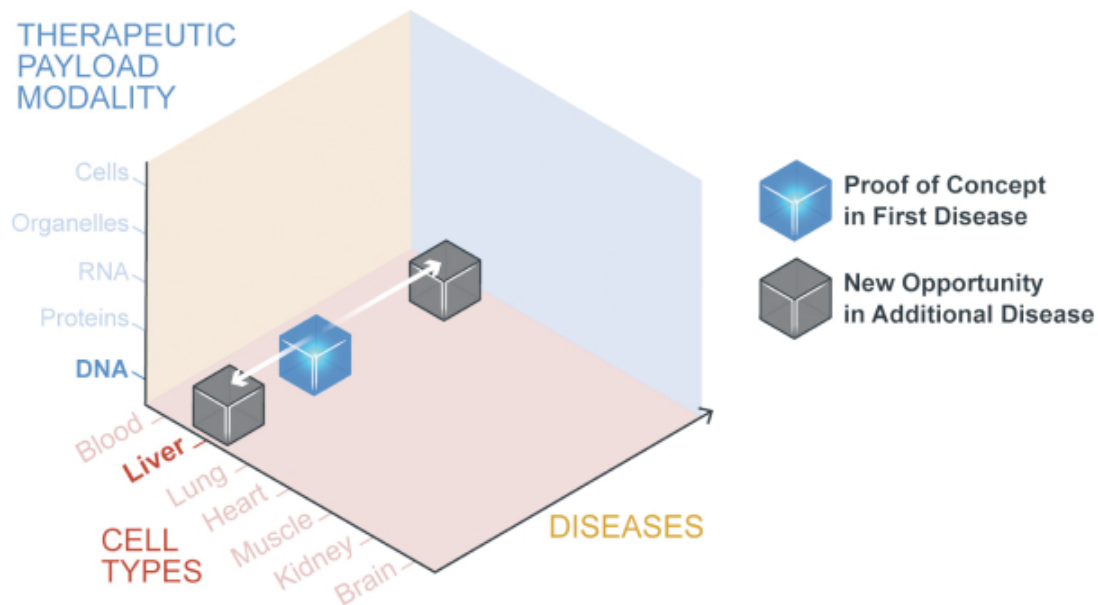


The G protein has the potential to be engineered for a high degree of cell selectivity. To accomplish this, we first engineer the G protein so that its natural binding domain is no longer functional. We then add a targeting scaffold to the G protein that re-directs the fusogen to a cell-specific receptor. The targeting scaffold can be any one of naturally occurring or synthetic single chain affinity binders, such as single chain variable fragment

Table of Contents

(scFvs), camelid single-domain antibodies (VHHs), or designed ankyrin repeat proteins (DARPs). Finally, we iteratively rebuild our fusogen using insights from protein engineering to improve titers, or potency. By serially swapping different targeting scaffolds we believe we can target multiple different cell surface receptors, giving us the ability to target many different cell types.

Re-targeting the specificity of the G-protein is a challenging protein engineering problem, since altering the protein structure directly impacts all aspects of biological function. However, once we have achieved the desired specificity and potency for a certain cell type, we have the ability to deliver a variety of payloads to that cell. This feature of the technology should allow us to create multiple therapies targeting a variety of diseases with each successful fusogen. As a result, we believe success with any initial therapy targeting a given cell type could meaningfully advance lead candidate selection for other indications and increases our confidence that we will be successful with subsequent therapies targeting that same cell type. For example, a successful hepatocyte-targeting fusogen applied to a fusosome for a given monogenic liver disease meaningfully accelerates lead candidate selection and increases our confidence that we will be successful with subsequent therapies targeting hepatocytes.



Achieving proof of concept with a given product candidate has the potential to de-risk and thereby unlock additional opportunities for that cell type in new diseases

Addressing key *in vivo* cell engineering challenges

We believe that our *in vivo* cell engineering platform enables us to address key challenges associated with successful *in vivo* cell engineering – payload delivery, genome modification, and execution in manufacturing:

Payload delivery

High cell specificity for diverse cell types. We believe we can engineer fusogens with cell specificity to maximize on-target effects, while reducing or eliminating off-target risk. In our research, we have used fusogens to successfully target numerous cell surface receptors and cell types. As an example, in preclinical studies, we have demonstrated that our fusogens can specifically target CD8, CD4, or CD3 T cells (see the subsection titled

“Our *in vivo* Cell Engineering Pipeline—T cell Fusosome Program”), potentially enabling delivery of a payload *in vivo* to transduce specific T cell populations and enabling targeted cell killing through the creation of CAR T cells.

Engineering Fusogens to Target a Variety of Cell Types

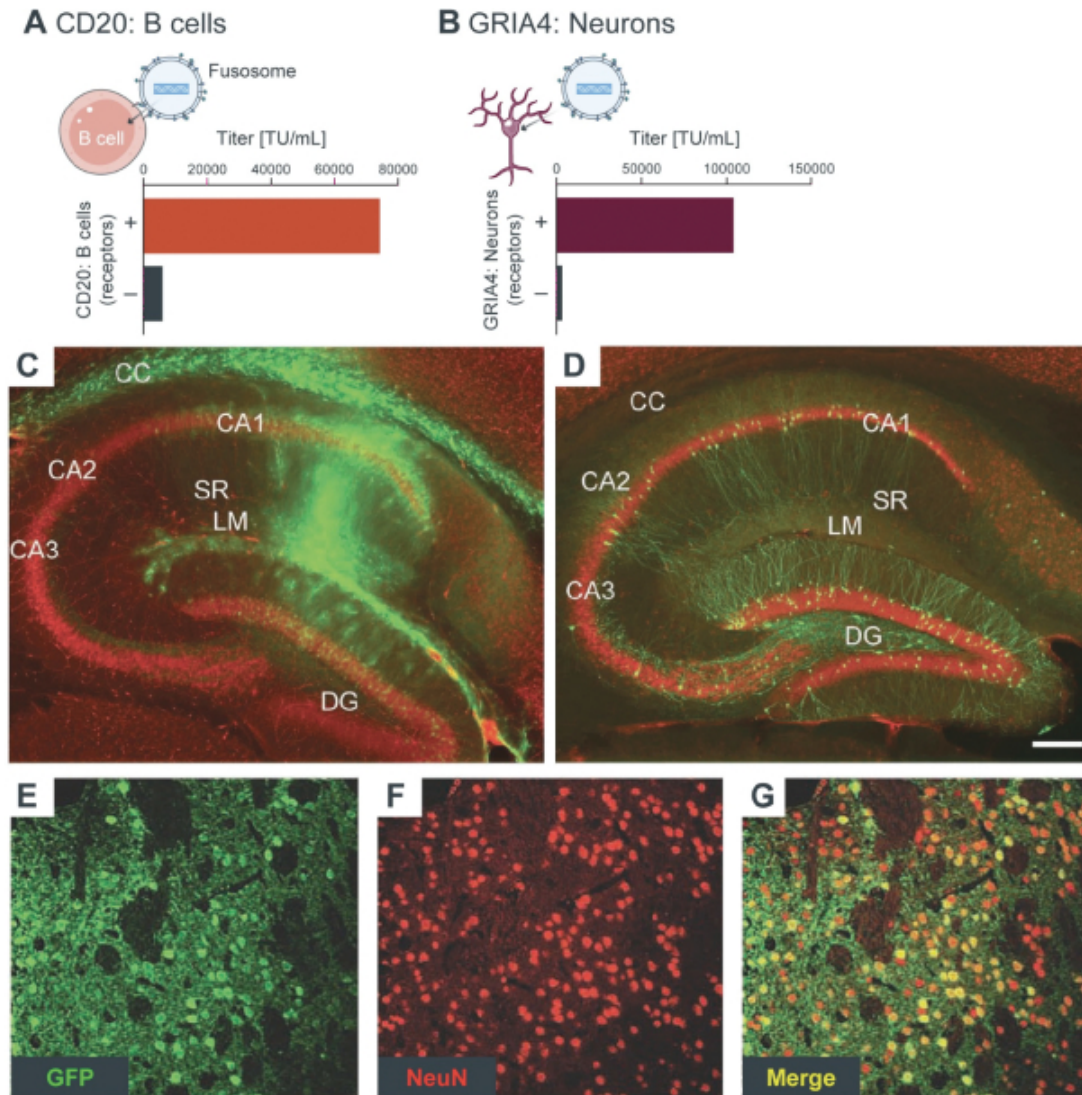


Figure A depicts the increased transduction efficiency (measured in titer) of a fusogen engineered for targeting CD20 on receptor enriched B cells as compared to B cells that were negative for the receptor. Similar transduction efficiency was also observed in an engineered fusogen targeting a neuronal surface protein, GRIA4, as depicted in Figure B. Neuronal-specific transduction of the Green Fluorescent Protein (GFP) payload in the murine hippocampal region was observed using a fusosome specific for GRIA4 when injected into the hippocampal space (as depicted by the green coloring in Figure D) compared to widespread transduction when using a VSV-G fusogen (Figure C). Confirmation of neuron-specific targeting of the fusogen can be observed by the colocalization of GFP positive cells (green, Figure E) with the presence of a neuron-specific protein (NeuN in red, Figure F) and considering the high degree of overlap (colocalization seen as yellow, Figure G). Figures C-G from Anliker et al, Nature Methods, 2010.

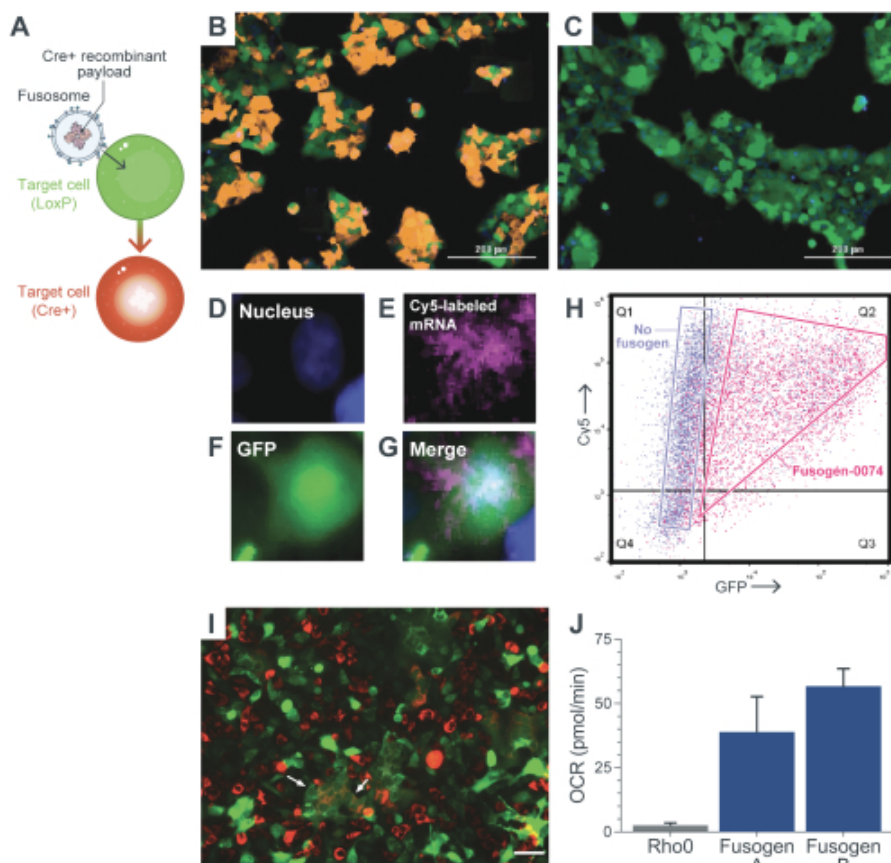
Broad volume of distribution. Our SanaX business unit is actively working on next generation approaches to broaden the volume of distribution, including exploring cells as fusosome delivery vehicles.

Immunogenicity. We have initially focused our efforts on selecting fusogens for which the general population does not have pre-existing immunity. We are also working with a number of fusogens that exist naturally in humans, as neither these native fusogens nor re-targeted versions are likely to induce an immune response, making re-dosing more readily attainable.

Genome modification

High degree of payload flexibility. We have successfully delivered a variety of payloads including DNA, RNA, and proteins, using viral delivery methods and have used cells engineered to express specific fusogens to deliver organelles to a broad range of target cells. We believe this provides us the opportunity to potentially intervene in a wide range of human diseases.

Diverse Payload Delivery via Fusosomes



Cre protein loaded cell-based fusosomes delivered recombinase activity to cells that activated the expression of a red fluorescent protein in cells already expressing green fluorescent protein, seen as orange cells (Figures A,B). In contrast, fusosomes in which the fusogen is not included, but only contain Cre protein, showed no recombinase activity, or no orange cells (Figure C). Fusosomes loaded with fluorescently labeled RNA showed cellular localization and green fluorescence consistent with cytoplasmic delivery and translation of delivered RNA (Figures D-G). Flow cytometric analysis showed cellular uptake of fluorescent RNA (Cy5, Y axis) and

[Table of Contents](#)

GFP expression from the RNA (GFP, X axis) (Figure H). Importantly, the inclusion of a fusogen in the fusosome dramatically increased GFP expression due to the translation of the RNA. Cell-based fusosomes delivered red fluorescent mitochondria with respiration activity to cells with respiration-negative green mitochondria, (Rho0 cells) shown in Figure I. An increased oxygen consumption rate (OCR), due to respiration, was seen in Rho0 cells after Fusosome-mediated delivery of active mitochondria using two distinct fusogens (Figure J).

Expanded payload capacity. Our current fusosome has approximately twice the genetic capacity of the commonly used AAV vectors. This greater payload size increases the potential of addressing defects in larger genes or conditions where delivery of multiple genes may be required. Our research efforts include other fusosomes with even larger payload capacities. For example, utilizing a cell as the delivery vehicle can confer an almost limitless capacity.

Durability limitations. We can engineer our fusosomes to integrate into the target cell genome or to deliver non-integrating payloads. Integrated payloads allow the genetic information transmitted by the vector to be propagated durably with the genetic material of the target cell when it undergoes cell division. Thus, conditions that require this type of genetic propagation, such as genetic diseases in essential genes functioning in growing tissues or in T cells expanding after recognizing a target antigen, can be better addressed by this approach. Our preclinical studies have also demonstrated the ability to deliver gene-editing machinery, such as CRISPR, with this system. In this case, the entire payload does not integrate, but instead, it transiently delivers the machinery to permanently modify the DNA in the target cell. Thus, we are able to make targeted, specific, and durable repairs to the genome of the target cell.

Execution in Manufacturing

Manufacturing of cell and gene therapies remains complex due to incumbent challenges in areas such as product consistency, process robustness, and scalability. Our fusosome approach has significant advantages over current solutions. Targeted delivery of complex payloads *in vivo* has the potential to create autologous, gene-modified cells without the complexities of *ex vivo* manufacturing. We believe that these therapies have the potential to have greater product consistency, improved scale, and lower costs than current autologous solutions. Currently, there are a number of therapies either approved or in development for *ex vivo* modification of autologous T cells and autologous HSCs. Additionally, vectors that deliver payload to random or off target cells not only create the risk for toxicities, but they necessitate meaningfully larger doses in order to ensure adequate delivery to the targeted cells. Our targeted delivery offers the potential for meaningfully lower doses, which could decrease scale needs in manufacturing.

Further, we are investing across a number of areas to improve manufacturing scale, costs, consistency, and product quality in the near-term and long-term. Manufacturing novel fusosome compositions is complex. Since our inception, we have invested in scientific and process engineering expertise to improve manufacturing of our therapies. Examples include novel stable producer cell lines, novel processes and analytical technology, as well as incorporating suspension bioreactors into our process early in the research phase. By building out these capabilities early, we hope to improve the probability of technical success for our programs and have a thoughtful approach to deliver consistent supply while managing cost of goods with the goal of improving patient access.

Our *in vivo* Cell Engineering Pipeline

T cell Fusosome Program

Our most advanced CAR T cell fusosome product candidates (SG242, SG295) target CD19+ cancer cells, including NHL, CLL, and ALL. We intend to develop these product candidates with the goal of filing an IND as early as 2022. In parallel with the CD19 CAR product candidates we are developing other CAR T cell therapies, including BCMA product candidates for the treatment of multiple myeloma (SG221, SG239) as well as other targets on a spectrum of cancers.

Background on B Cell Malignancies

B cell malignancies represent a spectrum of cancers including non-Hodgkin lymphoma (NHL), chronic lymphocytic leukemia (CLL), acute lymphoblastic leukemia (ALL) and multiple myeloma (MM) and result in over 100,000 deaths per year in the United States and Europe.

NHL is the most common cancer of the lymphatic system. NHL is not a single disease, but rather a group of several closely related cancers. Although the various types of NHL have some things in common, they differ in appearance under the microscope, genetics, growth patterns, prognosis, and treatment. Over 77,000 cases of NHL are diagnosed annually in the United States, and 85% derive from B cell lineages, which express CD19. B cell NHLs are a large group of cancers that are typically divided into aggressive (fast-growing) and indolent (slow-growing) types. The most common histologic type of aggressive lymphoma, and most common subtype of NHL overall, is diffuse large B cell lymphoma (DLBCL), representing approximately 40% of new cases annually. Unlike indolent lymphomas, which have a median survival time as long as 20 years, DLBCL, if left untreated, may have survival measured in weeks or months.

CLL is the most common type of leukemia, and it occurs most frequently in older individuals, with diagnoses in persons under 30 years of age occurring only rarely. Each year, approximately 20,000 patients are diagnosed with CLL in the United States. Nearly all CLL develops from B cells that express CD19. Approximately 75–80% of individuals with CLL have standard risk disease at diagnosis, and for these patients the level of disease burden determines both prognosis and the need for immediate treatment or “watchful waiting” before the initiation of any therapy. Over time, CLL develops poor risk features, including expression of CD38, ZAP70, unmutated immunoglobulin heavy chain sequences, cytogenetic abnormalities, or gene mutations. Approximately 20–25% of CLL patients can initially present with poor risk disease. Median progression-free survival in these high-risk groups is often less than 12 to 18 months after frontline therapy, and less than 12 months in R/R disease.

ALL is an uncontrolled proliferation of lymphoblasts, which are immature white blood cells. The lymphoblasts, which are produced in the bone marrow, cause damage and death by inhibiting the production of normal cells. Approximately 6,000 patients are diagnosed with ALL in the United States each year, and although just under half of the new diagnoses are in adult patients, the vast majority of the approximately 1,500 deaths per year occur in adults. There are two main types of ALL, B cell ALL and T cell ALL. Approximately 80% of cases of ALL in the United States and Europe are B cell ALL, which almost always express the CD19 protein. The five-year overall survival in adults over the age of 60 with ALL is approximately 20%, and in patients with R/R ALL after two or more lines of therapy, the median disease-free survival is less than six months. B cell ALL is the most common cancer in children. Although children with ALL fare better than adults, children with R/R disease have poor outcomes. Because of the frequency, ALL remains a leading cause of death due to cancer in children.

Multiple myeloma is a cancer of the plasma cells, which typically express a protein called B Cell Maturation Antigen (BCMA). Plasma cells are B cells that have matured to specialize in the production of antibodies. As plasma cells are primarily found in the bone marrow, cancerous plasma cells usually generate tumors in bone, and infrequently appear elsewhere. Multiple myeloma is a condition in which these plasma cells become malignant, with a single clone growing at an uncontrolled pace. These myeloma cells secrete large quantities of the same antibody, and patient symptoms can develop from the myeloma cells crowding out other plasma and bone marrow cells, leading to increased risk of infection, risk of bone destruction, and kidney disease. Multiple myeloma is the second most common hematologic malignancy making up approximately 2% of all cancers, accounting for over 32,000 new cases per year. Despite many recent advances in therapy, there is a lack of curative treatments. Thus, this form of cancer represents an area of high unmet medical need, with greater than 12,800 deaths estimated to occur in 2020.

Current Treatment Landscape and Unmet Need

First line therapy for NHL typically consists of multi-agent cytotoxic drugs in combination with the monoclonal antibody Rituxan. In younger patients with NHL who have good organ function, high dose chemotherapy followed by stem cell transplantation is often used. Patients often relapse, however, and over the last three years, several therapeutics have been approved in the United States for the treatment of patients with R/R NHL who have received prior therapies. These approved therapies include CD19 CAR T therapies tisagenlecleucel and axicabtagene ciloleucel, CD19 antibody drug conjugate therapy polatuzumab vedotin, and CD19 antibody tafasitamab.

Newly diagnosed CLL patients are often treated with targeted therapies such as BTK inhibitors, PIK3 inhibitors, BCL-2 inhibitors, or monoclonal antibodies targeting CD20, or CD52 in combination with chemotherapy. However, most patients treated with these regimens become refractory. Numerous drug candidates are in clinical development for the refractory patients, including next-generation kinase inhibitors and both autologous and allogeneic CAR T therapies targeting CD20 and CD19.

Cure rates for ALL patients have continued to increase over the last four decades, with pediatric ALL cure rates reaching greater than 80% in developed countries. This progress has been enabled by advances in combination chemotherapy, monitoring of minimal residual disease, expanded use of kinase inhibitors for Philadelphia chromosome–positive ALL, and the recent approval of Kymriah for R/R pediatric ALL. Adult patients fare much worse, however, with 5-year overall survival rates of approximately 20%, and there are still significant challenges managing R/R disease across all age groups. Multiple therapeutic candidates are in development for these R/R patients, including proteasome inhibitors, antimetabolites, JAK inhibitors, monoclonal antibodies, as well as autologous and allogeneic CAR T candidates.

First line therapy for MM is induction and high-dose chemotherapy followed by a potential stem cell transplant. There are no curative treatment options for MM patients and the standard of care for R/R MM includes immunomodulatory agents, proteasome inhibitors, monoclonal antibodies, cytotoxic agents, and hematopoietic stem cell transplant. Despite the recent advancement in available therapies for disease management, the 5-year overall survival rate remains approximately 50%. To this end, several groups are investigating autologous and allogeneic CAR T cell therapies for R/R MM. BCMA is among the most promising antigens used to target MM, with multiple late-stage clinical trials ongoing. Novel treatments with other mechanisms of action are also under development, including bispecific T cell engagers, next-gen antibodies, and antibody drug conjugates.

As highlighted above, recent therapeutic advances across R/R B cell malignancies have led to a variety of treatment options and better patient outcomes. In particular, autologous surface protein directed CAR T therapies have been highly effective in certain subsets of patients with R/R disease. However, not all patients have access to novel therapies, and even with them, many patients will ultimately relapse and succumb to their cancer, resulting in 100,000 deaths per year in the United States and Europe across these indications.

There are two outstanding challenges that have limited utilization of these CAR T therapies and their impact on broader groups of patients.

Relapse. The emerging post-approval data with tisagenlecleucel and axicabtagene ciloleucel have indicated that there are two broad categories of relapse. One involves loss of CD19 on malignant cells resulting in tumor escape. This finding was initially established for ALL and is the cause of relapse after CAR T cells for roughly half of patients. More recent data indicate that low antigen expression contributes to the lack of response in some patients with NHL. The second pattern of relapse relates to suboptimal CAR T cell functionality (poor expansion, poor persistence, T cell exhaustion) resulting in relapse of cancer that retains the targeted antigen. Unfortunately, re-infusion of the same CAR T cell product has had limited benefit in these patients although treatment with a different CAR T cell has demonstrated some promise in the context of ongoing clinical trials.

Manufacturing. The manufacturing process for a patient-specific product is complex, leading to limited access due to both infrastructure and cost considerations. As such, approved CAR T cell therapies have not been available to all patients in need of these highly effective therapies. Even for patients who are fortunate enough to have access, inevitable delays (often a month or more) in manufacturing may prevent use of therapy in patients with rapidly progressing malignancies. There are groups that are seeking to overcome access limitations by using healthy donor-derived, or allogeneic, CAR T cells instead of patient T cells. This approach yields off-the-shelf therapeutics that can be manufactured consistently, but questions remain around efficacy and durability, largely due to the inability to effectively control the host versus graft response with concern for eventual rejection of these products. As will be discussed in the subsection titled “—Our *ex vivo* Cell Engineering Pipeline,” our *ex vivo* allogeneic T cell program also seeks to address this host versus graft response.

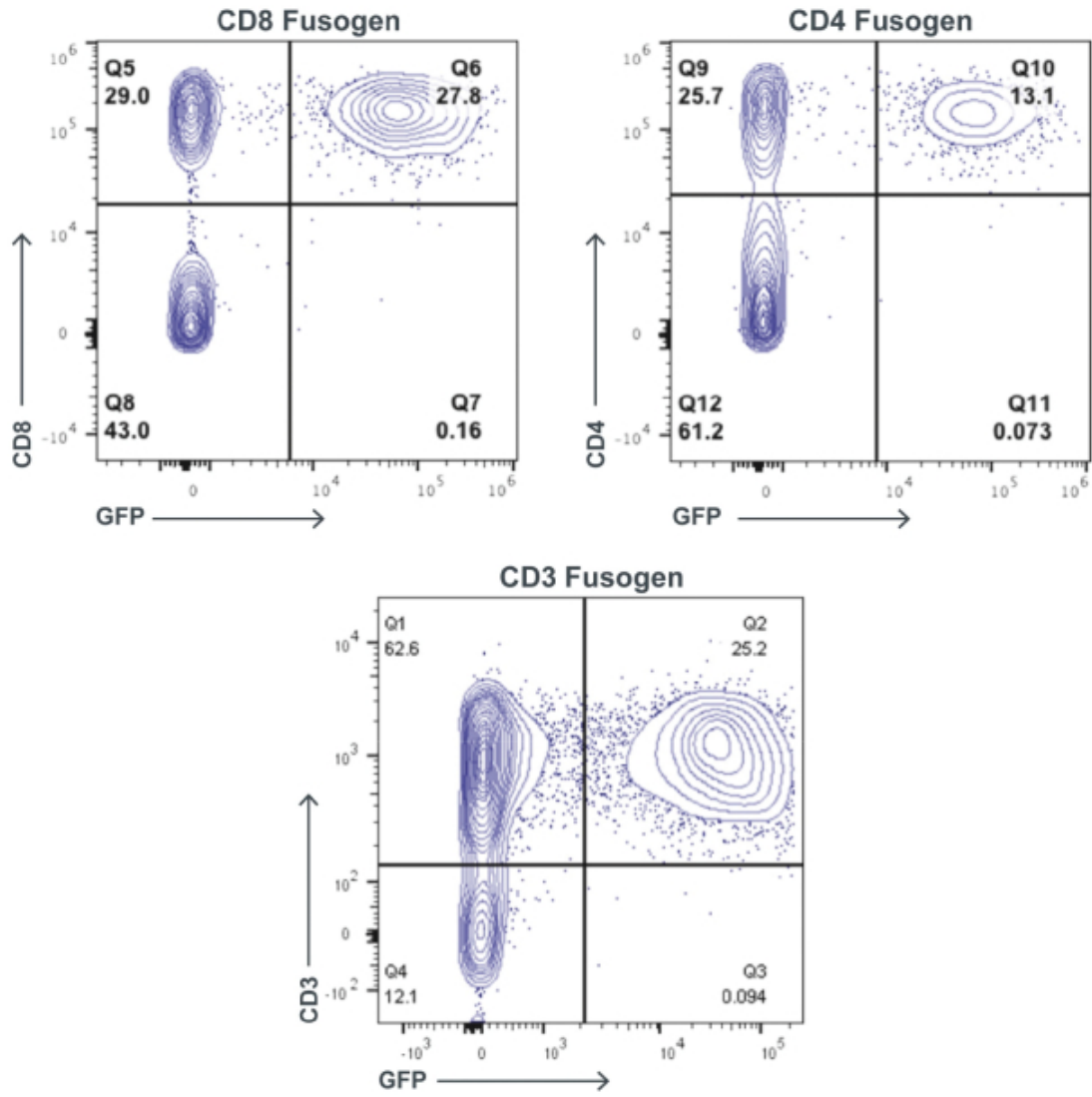
Our T Cell Fusosome Approach

Our T cell fusosome approach provides us with an opportunity to develop potential product candidates to expand access to CAR T cell therapy to many more patients in need. In addition, we believe the ability to deliver a payload encoding a CAR to a T cell inside the body has the potential to improve effectiveness over *ex vivo* manufactured CAR T cell products. Experience thus far has demonstrated that both CD8+ and CD4+ T cells contribute to the CAR T cell response. Thus, the fusosome programs we are developing will deliver the CAR gene using fusogens that directly and specifically target the CD8 co-receptor or the CD4 co-receptor on T cells following a single intravenous injection. These approaches should result in the generation of therapeutically active CAR T cells without the complexities and delays associated with the process of T cell collection and *ex vivo* manufacturing. Furthermore, the *ex vivo* expansion in the presence of high cytokine concentrations, while necessary for the manufacture of approved CAR T cell products, also contributes to marked changes in T cell quality that may not be therapeutically beneficial. The generation of a CAR T cell within the natural physiological environment has the potential to improve the quality of the CAR T cell generated, potentially improving both efficacy and the side effect profile. Finally, the effectiveness of *ex vivo* manufactured CAR T cells is dependent on the administration of a lymphodepleting preparative regimen prior to infusion to facilitate expansion of the CAR T cell product, which can have meaningful adverse safety implications. We do not expect to need a lymphodepleting regimen prior to *in vivo* delivery of the CAR gene, as our goal is to expose our fusosomes to as many T cells in the body as possible.

Preclinical Data

Our preclinical data have demonstrated that fusosomes can deliver a genetic payload specifically and efficiently to human T cells in culture and in immunodeficient mice with intraperitoneally injected human peripheral blood mononuclear cells (PBMC) and fused with a single dose of a fusosome. The T cells can be categorized into functional subsets based on the expression pattern of cell surface molecules. CD3 is a protein expressed on all T cells, CD4 is expressed on the Helper T cells that primarily activate T and B cells to carry out their function, and CD8 is found on cytotoxic T cells that primarily kill cancerous or virally infected cells. We generated fusogens against these three cell-surface molecules and have demonstrated that we can deliver a marker gene to cells bearing these cell surface proteins *in vitro*.

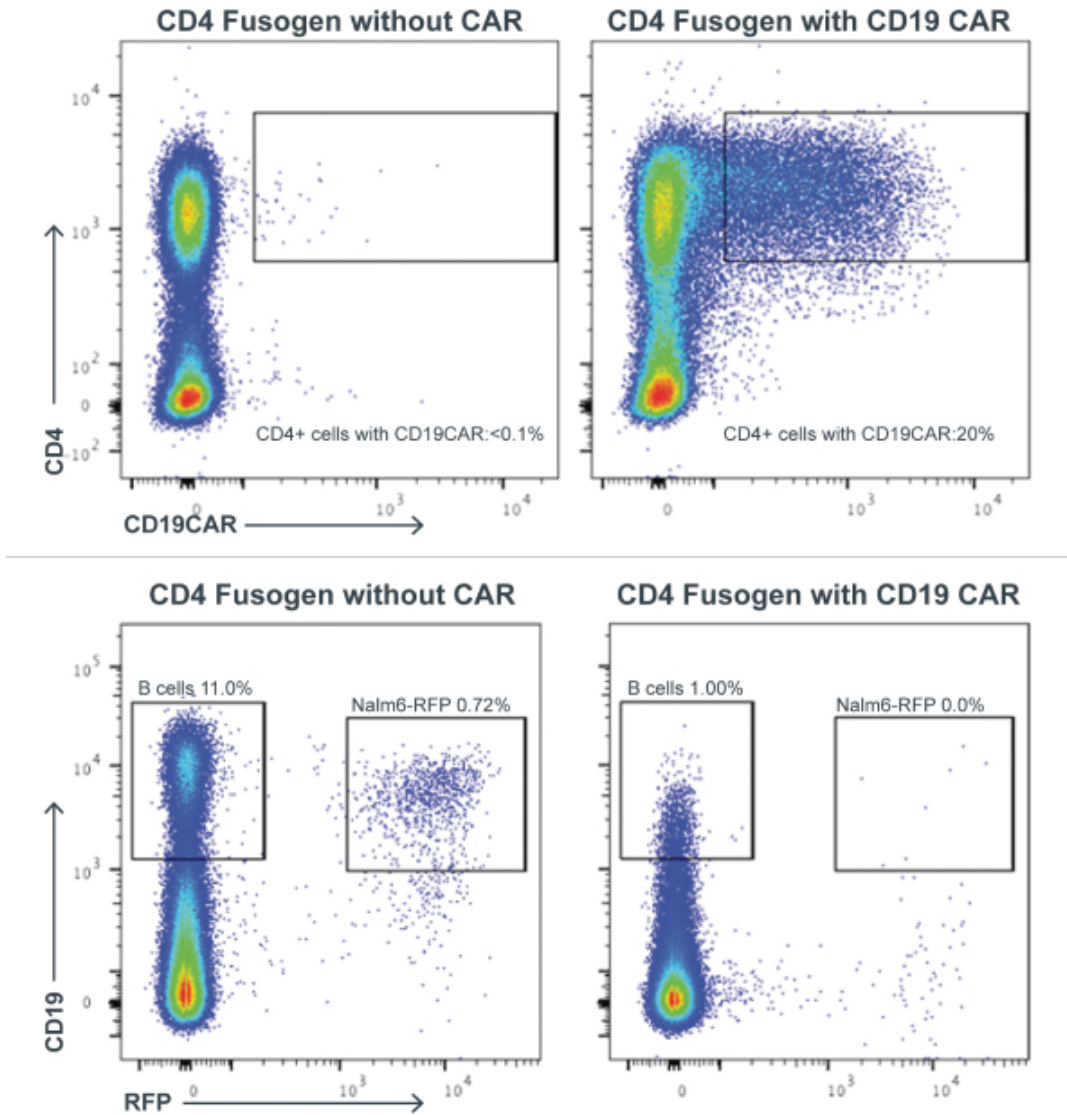
Fusogens Demonstrate the Ability to Target Multiple T Cell Subtypes



Fusosomes containing a gene that encodes a fluorescent marker protein called GFP (used to identify cells have been genetically modified by the fusogen) can efficiently and specifically deliver GFP to T cells in culture (CD8, CD4, and CD3). Expression of GFP is restricted to the population of T cells that express the specific T cell receptor targeted by the fusogen (CD8, CD4, or CD3).

We have further established that fusosome delivery of a CD19 CAR gene to CD4 or CD8 T cells results in killing of human B cells and CD19+ leukemia cells in culture:

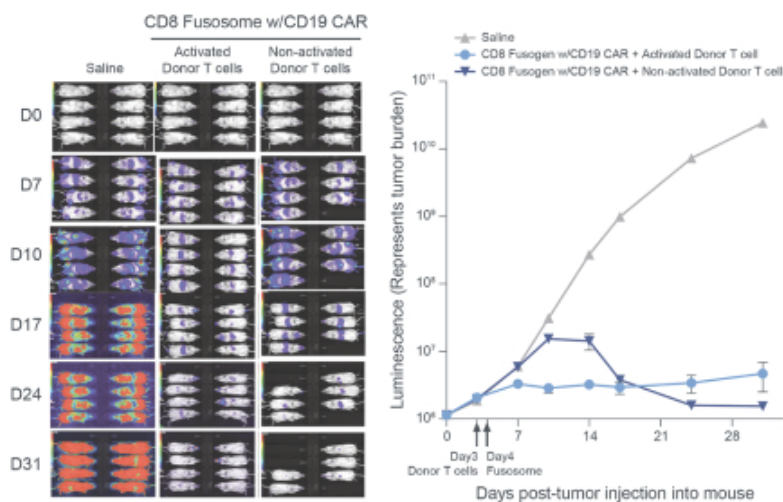
Delivery of CD19 CAR to CD4 T Cells Leads to *in vitro* Killing of B Cells and CD19+ Leukemia Cells



Demonstrates that the fusosome-generated CD4 CAR is functional and eradicates both nonmalignant B cells (CD19+/RFP-) as well as CD19+ leukemia cells expressing NALM6-RFP.

We have also validated, *in vivo*, the tumor-killing activity of CD8 T cells to which CD19 CAR has been delivered via a fusosome.

Delivery of CD19 CAR to CD8 Cells Leads to *in vivo* Killing of Leukemia Cells in a Human Xenograft Mouse Model

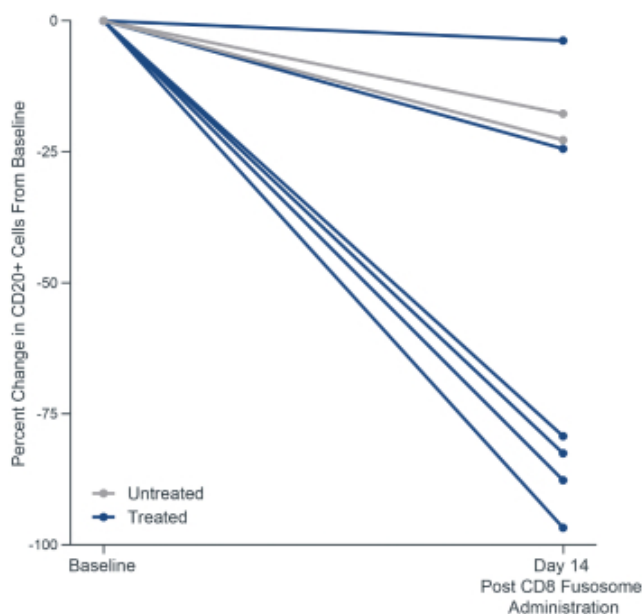


Left panel: demonstrates activity of CD8 fusosome delivering CD19 CAR to human T cells in a murine leukemia xenograft model (Nalm-6). Note that when compared to untreated controls, fusosome delivery results in eradication of leukemia cells. Activated T cells were cultured with CD3/CD28 beads for 3 days prior to injection. CD8 fusosome delivering the CD19 CAR is effective regardless of activation status of T cells at time of injection. Right panel: represents quantification of luminescence (representing leukemic burden) from mice shown in left panel. Both cohorts of fusosome treated mice had significantly reduced tumor burden when compared to control as early as D10 (p£.0001; One-way ANOVA Bonnferroni) Experimental note: Tumors injected on Day Zero, Donor T cells injected on Day Three and Fusosome injected on Day Four.

Using a human xenograft mouse model for leukemia (Nalm-6), we observed both prolonged survival and clearance of the leukemic cells. During the manufacture of autologous CAR-Ts, cytokine signaling has to be activated in order to successfully produce functional CAR T cells. In our mouse experiments the CD8 fusosome was able to generate CD19 CAR cells just as effectively with activated as non-activated donor T cells.

Several of our human T cell fusogens cross-react on non-human primate (NHP) T cells including our lead candidate CD8 fusogen. We have used the fusogen to deliver a CD20 CAR into six NHPs (the CD20 CAR was chosen as the CD19 CAR to be used for our clinical programs does not cross-react with NHP B cells). As shown below, a single intravenous administration of our CD8 fusogen containing a CD20 CAR was associated with B cell depletion in four out of six NHPs, occurring between day seven and fourteen. This result is consistent with reported observations that peak expansion of *ex vivo* manufactured CAR T cells typically occurs during the second week. Importantly, there was no infusion-related toxicity or evidence for CAR-associated toxicity (cytokine release syndrome or neurotoxicity) other than the intended B cell depletion. The ability to deliver fusogen without toxicity and with evidence for activity in NHP are critical milestones for the program. In addition, the NHPs received no T cell activating agent or lymphodepletion. The latter potentially supports a path for the fusogen platform to enable delivery of CAR therapy without the lymphodepletion regimens used by existing *ex vivo* approaches, which have toxic side-effects. This and future NHP experiments will also provide important information on dosing parameters, durability of the effect, and provide pharmacokinetic, pharmacodynamic, and toxicology data.

Delivery of CD20 CAR to CD8 Cells Causes B Cell Depletion in NHPs



Graph demonstrates activity of CD8 fusosome delivering CD20 CAR in NHPs. CD8 fusosome was delivered as a single intravenous infusion. B cell counts were quantified in peripheral blood using flow cytometry for CD20+ cells. Given expected NHP-to-NHP variability in baseline counts, data is represented as single lines per NHP and is shown as deviation from baseline level for each NHP at Day Fourteen (when maximal expansion of CAR T cells are expected). Significant B cell depletion is observed in four out of six NHPs. Note that no T cell activation was provided prior to fusosome delivery.

Development Plan and Key Next Steps

We are currently conducting experiments to validate the ability of a systemically administered fusosome to transduce T cells in an NHP and for these CAR T cells to deplete B cells. These NHP studies are also expected to inform preclinical pharmacology and toxicology.

As a next step, we intend to focus first on good laboratory practices (GLP) production for our IND-enabling studies. While these studies are ongoing, we intend to scale our GMP manufacturing and finalize our initial development plan. We intend to file an IND in NHL with SG295 as early as 2022 and with SG242 as early as 2023. For our BCMA programs in MM, we intend to file an IND for SG239 as early as 2022 and for SG221 as early as 2023.

Numerous genetic metabolic diseases arise from gene defects that manifest in the liver and, in particular, in the hepatocyte. Additionally, hepatocytes can serve as protein manufacturing sites to deliver proteins to other cells in the body. Multiple modalities exist that enable delivery of genetic material to liver cells, including AAV and LNPs. However, these approaches have limitations, including non-integrating payloads, payload size, lack of cell specificity, and, in the case of AAV, immunogenicity. Our fusogen technology, which we expect will be able to deliver a payload specifically to hepatocytes in the liver, has the potential to address these limitations. Success with this hepatocyte-targeting technology may allow us to generate therapies for a number of genetic disorders. We are developing our lead product candidate, SG328, for ornithine transcarbamylase (OTC) deficiency, and we expect to file an IND as early as 2022.

Hepatocyte Targeting Capability

Targeting the hepatocyte with a fusogen can enable specific delivery of either integrating or non-integrating payloads. It can also be used to deliver the machinery of gene editing and gene modification tools to these cells. Since we anticipate that hepatocytes transduced with fusosomes will harbor the novel genetic construct in their genome, all progeny of that cell will also have the genetic construct. Thus, the natural turnover and organ growth will not dilute the genetic construct, providing the potential for long-term expression and efficacy even when the fusosome is delivered during infancy, childhood, or when it is delivered to treat a disease where the disorder can cause rapid hepatocyte turnover.

We believe that success with an initial hepatocyte-targeted fusosome will meaningfully accelerate our future hepatocyte programs. Once a hepatocyte-targeting fusosome is established, our subsequent programs will require only substituting the relevant payload to correct for the defective gene in question, opening up the possibility to address multiple inherited liver diseases. Our initial focus is on monogenic diseases with clear biology linking the missing activity of a gene in hepatocytes to a disease outcome. Proof of concept in these initial diseases will enable expansion to other diseases, such as hemophilia, where we may be able to address an unmet need by providing a durable *in vivo* therapy in the hepatocyte.

[Table of Contents](#)

According to the National Institute of Health, over 30 genetic disorders of the liver exist, impacting over 10,000 births annually around the world. Many of these disorders lead to death in the first few years or cause long term disabilities. The following table identifies examples of these genetic disorders:

Examples of Genetic Disorders of the Liver

Biotinidase deficiency	Hereditary angioedema
Holocarboxylase synthetase deficiency	Acute intermittent porphyria
Pyruvate carboxylase deficiency	D-bifunctional protein deficiency
Lysinuric protein intolerance	Porphyria cutanea tarda
Camitine palmitoyltransferase type II (CPT II) deficiency	Lipoprotein lipase deficiency
Medium chain acyl-CoA dehydrogenase (MCAD) deficiency	N-acetylglutamate synthase (NAGS) deficiency
Short chain acyl-CoA (SCAD) dehydrogenase deficiency	Cobalamin A deficiency (methylmalonic acidemia)
Very long chain acyl-CoA dehydrogenase (VLCAD) deficiency	Cobalamin B deficiency (methylmalonic acidemia)
Glycogen storage disease (GSD) IXa/b/c	Cobalamin C deficiency (methylmalonic acidemia)
GSD IIIa/b	Cobalamin D deficiency (methylmalonic acidemia)
GSD Ia (Von Gierke disease)/GSD Ib	Citrullinemia type I
GSD IV (Andersen disease, Brancher enzyme)	Citrin Deficiency
PMM2-CDG	Phenylketonuria (PKU)
Cystathionine beta-synthase deficiency (classic homocystinuria)	Progressive familial intrahepatic cholestasis Type 1 (PFIC1)
Tyrosinemia type II	Progressive familial intrahepatic cholestasis Type 2 (PFIC2)
Galactosemia	Progressive familial intrahepatic cholestasis Type 3 (PFIC3)
Glucose-6-phosphate dehydrogenase (G6PD) deficiency	Progressive familial intrahepatic cholestasis Type 4 (PFIC4)
Cystinuria	OTC
Wilson disease	Crigler-Najjar
Lesch-Nyhan syndrome	CMSUD
Hemochromatosis, type IIa/b	MMA
Alagille syndrome 1	Propionic Acidemia
Familial TTR amyloidosis	Hereditary Tyrosinemia Type 1 (HTT1)
Primary hyperoxaluria type I/II/III	CPS1
Lysosomal acid lipase deficiency	HoFH

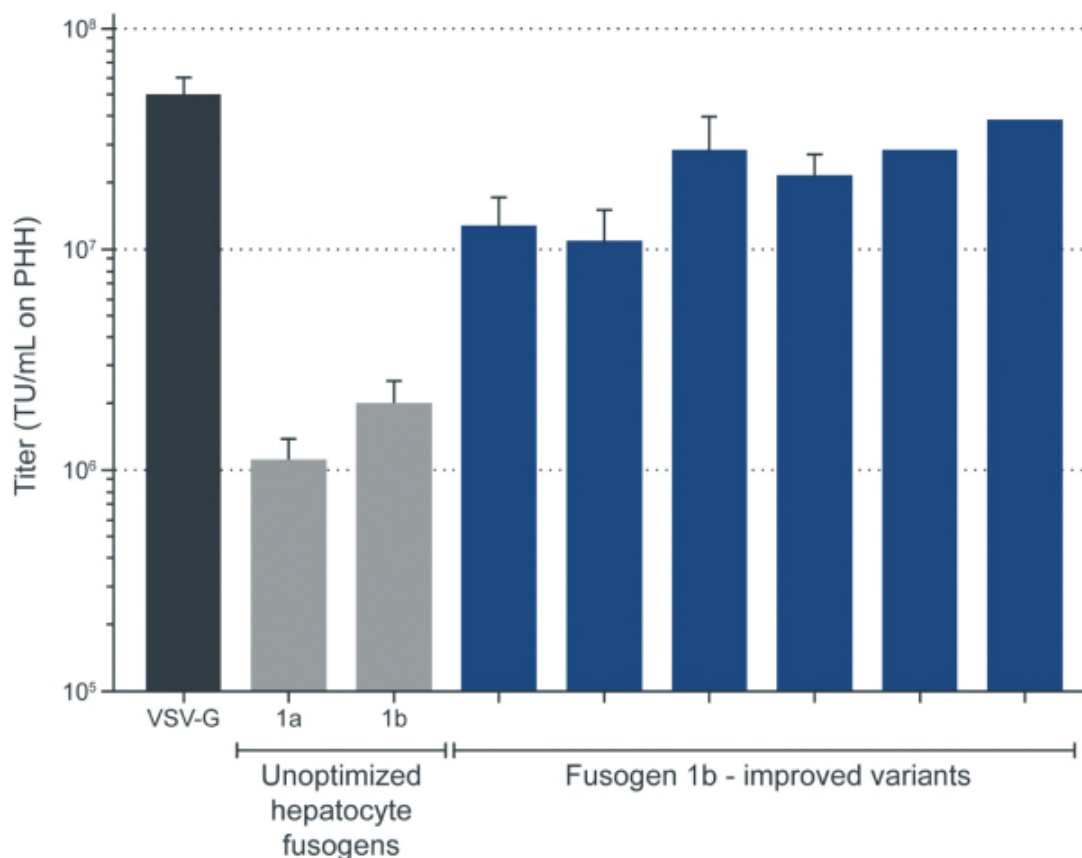
Preclinical Data

Our ability to use our hepatocyte-targeting fusosomes in relevant animal models is limited by a lack of cross-species transduction. To address this, we first developed murine disease models and introduced the therapeutic payload utilizing a conventional lentivirus pseudotyped with VSV-G. The VSV-G fusogen targets the LDL receptor which is highly expressed in hepatocytes providing a potent *in vivo* delivery vehicle for hepatocytes. These models established proof of concept to treat these diseases through genomic integration of the

corrected gene as well as transduction efficiency in the range that would be needed for efficacy. However, the LDL receptor is found on a significant number of other cell types resulting in extensive off-target transduction. We do not intend to move forward with this non-specific lentivirus construct, as its lack of specificity creates potential challenges in humans. However, it does provide a preclinical model system for us to understand the percentage of hepatocytes, as well as the expression level of the novel genetic material that are required for the intended therapeutic effect.

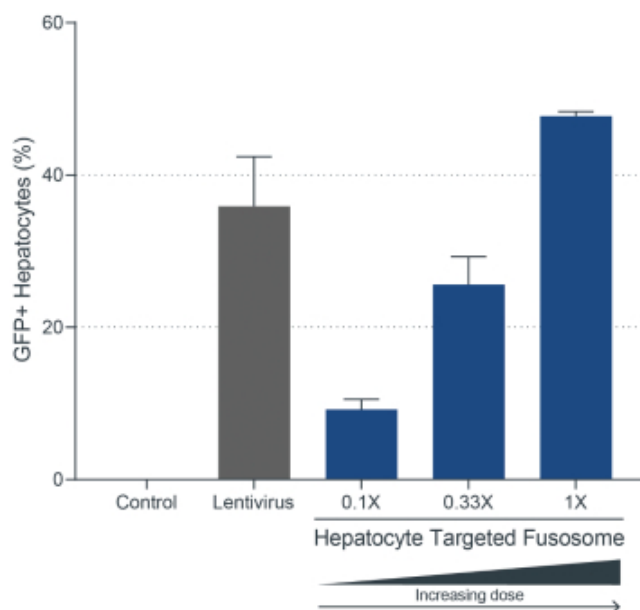
In parallel, we have developed and improved hepatocyte-specific fusosomes for high on target transduction efficiency (as measured by titer), with the goal of achieving potency comparable to or better than what we see with conventional lentivirus. Engineering of hepatocyte specificity is generated through the choice of target receptor selectively expressed in human hepatocytes. Through an iterative process focusing on multiple hepatocyte-selective cell surface protein targets, diverse binders, and protein engineering, we have developed constructs that have met our potency goals. We have tested these constructs *in vivo* in mouse models and shown that they can transduce human hepatocytes at levels comparable to conventional lentivirus with significantly lower frequency of off-target transduction. Furthermore, the transduction occurs in a dose-dependent manner.

Improved Targeted Fusogens Exhibit High *in vitro* Transduction of Primary Human Hepatocytes (PHHs)



*Improved hepatocyte-targeted fusosomes show levels of *in vitro* transduction similar to conventional lentivirus. Protein engineering of Fusogen 1b resulted in new sets of fusogens with significantly increased titer on PHHs. The most potent of these approach the hepatocyte titer of conventional lentivirus.*

Improved Targeted Fusogens Can Transduce Hepatocytes *in vivo* in a Humanized Liver Mouse (FRG) at Comparable Levels to Conventional Lentivirus and in a Dose-Dependent Fashion



*Hepatocyte-targeted fusosomes show levels of *in vivo* transduction similar to conventional lentivirus and dose dependence. Fusosomes were delivered by intravenous injection (tail vein) into humanized liver mice (FRG, or FAH- immunodeficient mice, repopulated with primary human hepatocytes). Dose for lentivirus was 1.4×10^{11} TU/kg (# of transducing units per kilogram mouse body weight, tested on primary human hepatocytes). Highest dose for the hepatocyte-targeted fusosome was 1.1×10^{10} TU/kg (1X) and lower doses were at one-third (0.33X) and one-tenth (0.1X) of the highest dose. Liver cells were harvested from injected mice seven days after injection, separated into hepatocytes and non-parenchymal cells (non-hepatocytes) and analyzed for GFP expression and species (human or mouse).*

Background on OTC Deficiency

OTC deficiency is the most common inherited disorder of the urea cycle, the process by which the body detoxifies ammonia and produces urea. It is the only urea cycle disorder that is X-linked, leading to more severe disease in males. OTC deficiency occurs in approximately 1 in 50,000 births, and there are approximately 10,000 patients worldwide. A deficiency of the OTC enzyme leads to accumulation of ammonia, which can lead to neurotoxicity manifesting early as vomiting and anorexia, before progressing to a progressive lethargy, seizures, intellectual impairment, coma, and death. The severity and age of onset of OTC deficiency can vary with the most severely affected, typically males, presenting shortly after birth. In this severe, neonatal onset of OTC deficiency, patients present with an overwhelming illness that rapidly progresses with up to 90% mortality rate despite advances in standard of care treatments. In less severely affected patients who present later in childhood or as adults, severe elevations of ammonia and resulting neurotoxicity still occur, primarily precipitated by an illness or excessive protein intake.

OTC Deficiency: Current Treatment Landscape and Unmet Need

The standard of care for patients with OTC deficiency includes a low protein diet, nutrient supplementation, and the use of ammonia scavengers such as benzoate, phenylacetate, or phenylbutyrate. While these ammonia scavengers provide an alternate pathway for ammonia excretion resulting in some improved outcomes, they are not curative, have a possibility of neurotoxicity, have inconvenient dosing regimens, and must be used

cautiously in patients with cardiac, renal, or hepatic dysfunction. Maintaining a very low protein diet is also challenging for patients and results in a reduced quality of life. Despite all of these measures, patients may still experience acute hyperammonemia crises particularly in the setting of increased protein catabolism that can be induced by viral illness or certain medications. These acute crises are treated with supportive care including kidney dialysis for rapid ammonia reduction. The frequency and duration of hyperammonemia crises has been directly linked to poor long-term outcomes and intellectual disability. The only curative therapy available is liver transplantation, which has become more common as surgical techniques and supportive care have improved over time. In those patients with severe, neonatal onset of OTC deficiency, liver transplantation is commonly performed before the age of five and, in some cases, can occur before one year of age.

In addition to the standard of care therapies noted above, therapies to replace the defective OTC gene have been pursued. Recent trials have primarily utilized AAVs to deliver a corrected OTC gene. While these viruses have to date been generally well tolerated, they are still associated with significant immunogenicity that can preclude use in the up to one third of patients with pre-existing antibodies to AAV and can lead to systemic symptoms, including elevated liver enzymes. Beyond the challenge of pre-existing antibodies, the primary drawback is the potential for transient efficacy as the gene replacement via AAV would not be expected to be permanent if replication of the target cell occurs. While the durability of an AAV delivered gene replacement for OTC deficiency depends on many factors, one of the key determinants is the rate of hepatocyte turnover. This is especially relevant in pediatric patients with growing livers and rapid cell turnover. This dilution of effect has been supported by animal studies where AAV delivered gene replacement was successful in adult animals but not successful in younger animals. The most severe form of OTC deficiency presents in the neonatal period and, if a donor is available, may be treated with liver transplantation, a permanent gene therapy that provides long lasting benefit to patients is required to address the greatest unmet need from OTC deficiency. Additionally, as hepatocytes continue to divide approximately once a year even in adults, a durable gene therapy would also be expected to provide an advantage even in adult patients where an AAV delivered gene therapy is likely to lose function over time.

We believe our approach of pursuing a permanent gene replacement therapy has the potential to improve morbidity, mortality, and quality of life even in the youngest, most severely ill patients.

Development Plan and Key Next Steps

We are conducting mouse studies to establish proof of concept and inform the dose profile of our lead hepatocyte fusosome. In the near term, we are seeking to finalize the hepatocyte-targeted fusosome candidate and begin GLP production. Dose and safety of our lead fusosome compositions for OTC will be further informed through NHP studies, and we expect to yield an IND for SG328 as early as 2022. We are currently evaluating whether our technology offers differentiated solutions to additional liver-specific gene therapies targeting genetic diseases such as Hemophilia and Alpha-1 antitrypsin deficiency.

HSC Fusosome Program

We are developing hematopoietic stem cell (HSC) targeted fusosomes, designed to target and repair genetic abnormalities underlying diseases such as sickle cell disease and beta-thalassemia (SG418), with the goal of achieving preclinical proof of concept as early as 2023.

Background on hemoglobinopathies

Devastating inherited hematologic disorders, including sickle cell disease, beta-thalassemia, and other hemoglobinopathies, are caused by a monogenic variant, and patients suffering from these diseases are candidates for *in vivo* cell engineering.

Sickle cell disease (SCD) is caused by a single point mutation in the beta globin gene (HbB). The resulting mutant form of the protein, referred to as HbS, is prone to aggregate into long, rigid molecules that deform red

blood cells (RBCs) into a sickle shape, obstructing blood vessels and undergoing premature lysis. The consequences are severe pain (sickle cell crisis), tissue infarction, infection, anemia, stroke, and early death. SCD is the most common inherited blood disorder in the United States, affecting an estimated 100,000 individuals, and 134,000 individuals in Europe. The global prevalence of SCD is estimated to be approximately 4.4 million individuals and is most common among people of African, Middle Eastern and South Asian descent.

Beta-thalassemia is an inherited blood disorder caused by any one of over 200 mutations in HbB which results in reduced production of functional hemoglobin. Transfusion-dependent beta-thalassemia (TDBT) is the most severe form of this disease, often requiring multiple transfusions per year. Patients with TDBT suffer from failure to thrive, persistent infections, and life-threatening anemia. Frequent blood transfusions can lead to iron overload that then require iron chelation therapy, which itself is associated with significant toxicities, resulting in low levels of adherence. Even with frequent transfusions, patients with TDBT continue to suffer from failure to thrive, persistent infections, and life-threatening anemia.

The prevalence of beta-thalassemia globally is estimated to be 288,000. The total combined prevalence of beta-thalassemia in the United States and Europe is estimated to be approximately 19,000 patients, mostly in Europe. Of the patients currently treated in the United States and Europe, we believe approximately 50% and 10%, respectively, are transfusion dependent. Beta-thalassemia is especially prevalent in developing countries of Africa, South Asia, Southeast Asia, the Mediterranean region and the Middle East. Although historically prevalent in Mediterranean North Africa and South Asia, thalassemias are now encountered in other regions as a result of changing migration patterns. As such, there is a growing focus on developing new therapeutics aimed at improving quality of life for this significant unmet medical need.

Correction of the causal monogenic defects could potentially provide a one-time, curative treatment approach, rather than the current lifelong, multidisciplinary standard of care treatment.

Current Treatment Landscape and Unmet Need

Despite its clear and well-known genetic nature, SCD remains underserved, with existing treatment strategies mostly supportive in nature. Allogeneic HSC transplantation (HSCT) is currently the only potentially curative therapy available. However, HSCT is limited by donor availability (approximately 15-30% worldwide).

Furthermore, chronic graft-versus-host disease is a major risk that contributes to the long-term morbidities associated with allogeneic HSCT. Otherwise, treatment options largely manage disease symptoms, including analgesia during crises, hydroxyurea, L-glutamine, and anti-infectives. Recently, two disease-modifying treatments were approved by the FDA, crizanlizumab and voxelotor. Crizanlizumab was approved for treating crises in SCD patients who are unresponsive to either hydroxyurea or L-glutamine. Voxelotor is an oral small molecule inhibitor of HbS polymerization, which compared to placebo, was associated with a reduction in acute crises. While these agents represent a meaningful advance in the treatment of SCD, they focus on supportive care and do not address the mutation in the gene that is the root cause of the disease.

As in SCD, there are limited treatment options available for TDBT, and those that exist are supportive in nature. Allogeneic HSCT is similarly potentially curative but is also limited by donor availability, the risk of GVHD, and other comorbidities that result from the procedure. Because of the need for recurring blood transfusions, patients require ongoing chelation therapy to avoid iron load from the transfusions and its associated organ damage. However, this treatment is burdensome and associated with significant toxicities, and consequently, has low adherence. Currently, there is only one FDA approved therapy for beta-thalassemia, luspatercept, which significantly reduces the frequency of blood transfusions needed. However, safety concerns remain with a possible increased risk for hypertension and thromboembolic events.

There are several therapies in development to treat diseases of the hematopoietic system that have demonstrated clinical proof of concept through *ex vivo* gene modification. These approaches directly address the genetic activity missing in SCD and TDBT by supplying a novel gene to the patient's cell or by editing the

genome to enhance hemoglobin expression. The *ex vivo* process begins with the mobilization and removal of cells from the blood, a process known as leukapheresis. Next, these cells undergo a process to enrich for cells expressing an HSC marker, CD34. The enrichment of CD34 cells increases the percentage of long-lived HSCs, the key stem cell that is both persistent and can differentiate into all the cells of the blood. However, even under enrichment, long-lived HSCs make up less than 1% of all the CD34 cells. CD34+ cells are transduced with either a novel gene or genome editing complexes, each having a distinct therapeutic action. The cells are then cryopreserved and sent back to the patient. Before transplantation, the patients receive conditioning chemotherapy to prepare the body so that the gene-modified cells engraft after re-infusion. The current conditioning regimens are toxic, with significant risks and side effects, although less toxic regimens are in development. Key questions remain regarding durability and safety, particularly over time, for transplanting these *ex vivo* modified HSCs. Furthermore, manufacturing complexities, cost, and the complications from the myeloablative conditioning chemotherapy regimens remain significant obstacles to widespread adoption. There are multiple ongoing efforts to improve this approach by focusing on HSC procurement, transduction, gene-editing, milder conditioning regimens, and transplantation efficiency. We believe that the most meaningful opportunity to improve outcomes is to eliminate the complex *ex vivo* modification and transplantation steps by utilizing our fusogen technology to develop fusosomes that specifically target HSC and other key hematopoietic cells via *in vivo* delivery.

Our HSC Fusosome Approach

The use of an *in vivo* fusosome-based delivery system bypasses the requirement for *ex vivo* manufacturing and would require no conditioning chemotherapy. Without the manufacturing complexity and the requisite hospital stay for a patient who has undergone conditioning, as well as the concomitant costs and risks of each, *in vivo* therapies have the potential to meaningfully increase the number of patients that receive these therapies.

Targeting HSCs *in vivo* using fusogens requires identifying the appropriate cells and their corresponding cell surface receptors. HSCs have no single specific marker, but there are a number of cell surface proteins that are highly enriched on HSCs. Some of these markers also appear on erythrocytic, or red blood cell, progenitors, which may help establish both short-term and long-term efficacy. We have an ongoing program to discover fusogens with appropriate target specificity.

In parallel, we are establishing our capability to deliver different payloads utilizing the fusosome system. Our goal is to establish the appropriate cell specificity with the ability to utilize the appropriate gene modification system to achieve the right outcome for patients. With successful cell-specific targeting, we have an opportunity to deliver the therapeutic payload to the right cell without the need for complex *ex vivo* manufacturing or toxic conditioning chemotherapy.

Development Plan and Key Next Steps

The next major milestones are to identify candidate fusogens for specific HSC targeting and fusosome compositions with relevant genome modification payloads. Our goal is to achieve preclinical proof of concept for SG418 as early as 2023.

Our *ex vivo* Cell Engineering Platform

Overview

Ex vivo cell engineering aims to treat human disease by engrafting new cells to replace diseased cells that are damaged or missing in patients. Historically there have been four key challenges to *ex vivo* cell engineering:

- engraftment of the right cell in the right environment;
- appropriate function of the cells, necessitating an understanding of and ability to produce the desired cell phenotype;

[Table of Contents](#)

- persistence of the cells in the host, particularly by overcoming immune rejection; and
- manufacturing the desired cell in the quantities required.

Our *ex vivo* cell engineering platform seeks to address these four challenges and is focused on engineering hypoimmune cells that engraft, function, and persist in patients by evading immune rejection. These are derived from cell sources that are scalable and we believe that continued progress with this platform has the potential to create broad access for patients.

Our Approach to Building our ex vivo Cell Engineering Platform

We have approached the development of our *ex vivo* cell engineering platform by investing in solutions to address the key challenges outlined above:

- **Stem cell and disease biology.** We believe that it is critical to have expertise in the developmental biology of stem cell differentiation and a deep understanding of the desired cell phenotype biology of stem cell differentiation in order to generate cells that function appropriately, as well as a deep understanding of the desired cell phenotype. The latter requires expertise in normal and disease biology. Furthermore, clinical understandings of disease pathology and transplant medicine are required to determine how to engraft the right cell in the right environment. Each of our programs is led by a prominent clinician-scientist with deep expertise in both cell therapy and disease biology, including Dr. Terry Fry, our Senior Vice President, Head of T Cell Therapeutics, for T cells, Dr. Steve Goldman, our Senior Vice President, Head of CNS Therapy, for glial cells, and Dr. Chuck Murry, our Senior Vice President, Head of Cardiometabolic Cell Therapy, for cardiomyocytes and beta cells.
- **Immunology and gene modification.** We believe that a deep understanding of the immunological response to engineered cells is essential to unlocking the potential of *ex vivo* therapies. This effort is led by Dr. Sonja Schrepfer, our Senior Vice President, Head of Hypoimmune Platform, and draws from decades of research. We have licensed technologies from University of California San Francisco, Harvard University, Washington University, and others to enable this effort. In addition, in order to create successful hypoimmune cells, we are investing in building out our gene editing, modification, and insertion capabilities, led by Dr. Ed Rebar, our Senior Vice President, Chief Technology Officer.
- **Manufacturing.** We are investing proactively in process development, including scale up and optimization of differentiation protocols, analytical development for product characterization, CMC/regulatory, and other manufacturing sciences in order to develop processes that can enable scalable manufacturing of cell therapies and broad patient access. We are also investing to access high quality, GMP-grade pluripotent stem cell lines for our programs. This manufacturing effort is led by Dr. Stacey Ma, our Executive Vice President, Technical Operations.

Our Approach to Building our ex vivo Cell Engineering Portfolio

We have prioritized cell types for our programs where:

- high unmet need can be addressed by cell replacement;
- existing proof of concept in humans and/or animal models demonstrating that cell transplantation should have a clinical benefit;
- evidence exists that the cell type can be successfully differentiated from pluripotent stem cells and that such stem cell-derived cells can function appropriately *in vivo*;
- there has been the ability to hire or partner with one of the world experts in the field to ensure our programs are rooted in a deep understanding of the underlying cell and disease biology; and
- evading immune system rejection via the hypoimmune technology is either not required initially but would be disruptive over time (such as cardiomyocytes) or is the critical missing element to developing a cell therapy (such as beta cells).

[Table of Contents](#)

Based on this prioritization, we are initially focused on four cell types:

T Cells

While autologous CAR T therapy has had a transformative impact on certain patients with hematological malignancies, there remains substantial unmet need, including a lack of access to these therapies due to manufacturing complexities. A safe and effective allogeneic *ex vivo* therapy could address this unmet need, and we believe we have a potential differentiated allogeneic approach with our hypoimmune technology. This approach addresses both adaptive and innate immune response, and thus has the potential to improve cell persistence and thereby treatment durability. We are investing in the capabilities to utilize allogeneic donor T cells and, in the future, iPSC-derived T cells. Allogeneic donor T cells have significantly greater near-term applicability. Although iPSC-derived T cells are biologically complex and progress is needed to make them readily viable, they have the potential to simplify and improve production long-term.

Beta cells

Type 1 diabetes represents a substantial unmet need with a large patient population that faces major challenges with the current standard of care. Cadaveric-donor islet transplantation in humans has been successful in reversing the disease course of diabetes, providing a robust proof of concept, but it has limited scalability and durability. Our approach of transplanting hypoimmune stem cell-derived beta cells has the potential to provide a scalable, durable, disruptive solution to both generation of functional beta cells and evasion of immune system rejection.

GPCs

Myelin and astrocytic disorders, including leukodystrophies and multiple sclerosis, have limited treatment options which, when available, only address the downstream consequences of disease. Our approach more directly addresses the primary biologic manifestation of these diseases by directly replacing lost or damaged glial cells, thus providing an opportunity to address major unmet need across substantial patient populations.

Cardiomyocytes

Heart failure represents one of society's most substantial unmet medical needs, with a lack of treatment options that address the underlying deficiencies in heart function as a result of lost or damaged cardiomyocytes. Our cardiomyocyte program aims to directly regenerate the heart, by replacing lost cardiomyocytes with stem cell-derived cardiomyocytes, with the goal of restoring heart muscle and increase function.

Historical context of ex vivo therapy

Blood transfusions have been a standard treatment for many patients for over 100 years. The first successful kidney transplant occurred in 1954, followed by the first successful heart transplant in 1967, demonstrating the transformative clinical potential of replacing damaged or missing cells in the body. Surgical enhancements have improved the success of engraftment, but lack of organ access, a complex surgical procedure, and immune rejection of the donated organs have limited the impact of these procedures.

Progress in immunosuppressive regimens, such as the development of cyclosporine, has improved organ survival rates. However, substantial side effects and the fact that many patients are ineligible or non-compliant has reduced their impact.

Ultimately, the field has looked for a scalable source of therapeutic cells that can be accessed broadly at a manageable cost, as well as cells that can evade immune rejection without immunosuppression. The advent of stem cell technology and subsequent improvements in methods to generate functional differentiated cells at scale

have the potential to address the shortage of donor tissues and organs. In addition, over the past decade a deeper understanding of the immunology of host versus graft responses, coupled with novel techniques to manipulate the immunological profile of cells via gene editing, have raised the prospect that *ex vivo* engineered cells can significantly benefit patients without the requirement for significant immunosuppression.

Sources of allogeneic cells

There are three main potential sources of allogeneic cells, or cells that do not originate from the patient, and therefore have the potential to be manufactured and supplied at scale. These are embryonic stem cells (ESCs), iPSCs, and donor-derived cells. Our portfolio currently reflects a mix of sources, with the ambition of transitioning primarily to iPSCs over time.

Embryonic Stem Cells

The recognition that every cell in the body originates from a zygote, or fertilized egg, led to the research and ultimate discovery of human ESCs, with the derivation of the first human ESC line in 1998. ESCs are pluripotent stem cells which can potentially differentiate into any cell type and are derived from the inner cell mass of a blastocyst or pre-implantation stage embryo. They are typically cultured *in vitro* and grown through cycles of cell division, known as passages, until a line of cells is established that can proliferate without differentiating, and retain their pluripotency while remaining well characterized, including free from potentially deleterious genetic mutations. Because pluripotent stem cells can divide indefinitely without exhaustion, an ESC line can be used to generate cell banks, consisting of large numbers of well-characterized vials of cells, that can be frozen and stored for future use.

Induced Pluripotent Stem Cells

The discovery that mature, differentiated cells can be reprogrammed to be the equivalent of an ESC and capable of generating any cell type in the body, has led to the research and ultimate development of human iPSCs, providing an alternative option as a source of stem cells for use in *ex vivo* engineered cells. A key scientific step was the discovery, in 1962, that the differentiation of cells into specialized cell types is reversible, via nuclear transfer, also known as cloning. A second key step was a breakthrough in 2006, demonstrating that mature cells could be reprogrammed via the expression of a small number of genes to result in pluripotent cells. This has led to the development of iPSCs reprogrammed using a small number of transcription factors. These iPSCs have similar potential to ESCs to be used as an indefinitely renewable cell bank for manufacturing of cell-based therapies.

Donor-Derived Allogeneic Cells

Another source of cells, which we utilize in our T cell program, comes from mature donor-derived allogeneic cells. While these cells are neither pluripotent nor from an infinitely renewable source, T cells can be obtained as mature cells from human donors at scale. The use of donor-derived cells for our T cell program should allow us to most rapidly advance the program towards the clinic with the implementation of our hypoimmune technology.

Approach to Sources of Allogeneic Cells

We are primarily focused on iPSCs as the starting material for our programs, which offers regulatory and cultural advantages to ESCs, and scale and product consistency advantages to donor-derived allogeneic cells. Our portfolio currently reflects a mix of sources, which is primarily driven by historical factors. For example, our GPC program, which is more advanced, is currently based on ESCs. Similarly, our T cell program is initially based on donor-derived allogeneic T cells, given the aforementioned challenges in generating pluripotent-stem cell derived T cells. Other programs either use or are being transitioned to iPSCs where the technology allows it. Our ambition is to transition primarily to iPSCs over time.

Crucial aspects of developing allogeneic cells from any source include the thorough characterization of the cells, a comprehensive understanding of the global regulatory environment, and an ability to maintain cells under the required conditions, such as current Good Manufacturing Practices (GMP), at various stages of the manufacturing processes. We believe our early investment in building capabilities in the science and manufacturing of these cells will increase our likelihood of success. This investment is anticipated to yield sources of cells suitable for the global clinical development and commercialization of *ex vivo* engineered cells for a broad patient population, in line with our vision to democratize access.

Background on Immunological Barriers to ex vivo Therapies and Current Limitations

Starting with studies in renal transplantation in the early 1900s, it became clear that there were immunological factors preventing successful transplantation. Initially, it was suspected to be mediated by an antibody response, but in the 1950s it was discovered that cell-mediated immune pathways also play a critical role in transplant rejection.

Further studies established T cells as playing a key role in the host immune response to transplant. T cells belong to the “adaptive” immune system, recognizing and eliminating “non-self” cells via recognition of differences in cell-surface proteins encoded by the major histocompatibility (MHC) locus. There are two types of MHC molecules: MHC class I, expressed on the surface of almost all nucleated cells, and MHC class II, expressed constitutively on professional antigen presenting cells (APC), including macrophages and dendritic cells. Expression of MHC class II is also induced in many additional cells in the context of inflammation. MHC class I molecules typically display peptides on the cell surface from degraded intracellular proteins. Cells display peptides from normal “self” proteins on MHC class I, which typically will not activate an immune response due to a process called tolerance, where the body recognizes these peptides as “self”. However, if a cell displays a peptide from a foreign or mutated protein on MHC class I, for example as a result of a protein mutation, it may result in the activation of a cytotoxic T cell response specific to the peptide-MHC complex via the T cell receptor (TCR) on the T cell surface. The activated T cell then eliminates the cell. MHC class II molecules typically display peptides derived from phagocytosis of extracellular proteins on the surface of APCs. These peptide-MHC complexes interact with TCRs on helper T cells, such as CD4⁺ T cells, resulting in a downstream cellular and humoral immune response. The humoral immune response leads to antibody production against foreign proteins. In allogeneic transplants, the cellular and humoral processes can recognize proteins from the donor as “foreign”, resulting in an immune response to the transplant including potential elimination of the transplanted cells. In the allogeneic setting, MHC proteins can be highly immunogenic due to their inherent polymorphism, increasing the risk of the recognition of transplants as “foreign”. This underlies the basis for MHC typing and matching to assess and reduce the risk of organ transplant rejection.

Many groups have attempted to engineer cells that can evade the adaptive immune system, typically by downregulating or eliminating expression of MHC molecules on the surface of cells. While this can reduce the adaptive immune response to donor cells, the human immune system has evolved so that parts of the innate immune system will recognize cells missing MHC molecules and eliminate them. For example, natural killer (NK) cells express receptors known as inhibitory killer-cell immunoglobulin-like receptors (inhibitory KIRs). KIRs recognize self MHC class I molecules on the surface of cells and provide inhibitory signals to the NK cells to prevent their activation. Cells missing MHC class I molecules are correspondingly eliminated by NK cells because of the lack of inhibitory KIR signaling and a resulting cytolytic activation. Known as the “missing self-hypothesis,” this important redundancy in immunology enables the elimination of virally infected or transformed cells that have downregulated MHC class I, but also has complicated the development of allogeneic cells as broadly applicable therapeutics. Our hypoimmune technology seeks to engineer cells to avoid immune rejection by addressing both the adaptive and innate immune response.

There are three key strategies that have been utilized to date to overcome immune rejection, with limited success:

- **Immune Suppression.** Cyclosporine and other molecules that suppress T cell responses are commonly used, and many patients have been helped by the approaches in areas such as an organ transplantation. However, immune suppression often leads to significant systemic side effects, including a decreased ability to fight-off infections, increased susceptibility to cancer, and a wide variety of organ toxicities. Furthermore, patients typically require these on a lifelong basis, and any disruption in immunosuppression can rapidly trigger rejection.
- **Matching HLA Type.** A second approach to overcoming immune rejection is to find a donor with a matched HLA type. HLA stands for human leukocyte antigen which, in humans, is a synonym for MHC. This approach addresses the root of the mechanism that the immune system uses to identify “non-self” cells and has achieved some success. Finding a matched donor, however, can be difficult and is usually limited to close relatives who are willing and able to donate. While some have advocated for creating large banks of cells that match a wide variety of HLA types, even with fully matched HLA class I and class II donors and recipients, there is a need for at least some immune suppression due to the presence of numerous minor antigen mismatches.
- **Autologous Approaches.** More recently, researchers have pursued autologous approaches, where a patient’s own cells are modified and introduced back as a graft. These cells may avoid immune rejection as they would be recognized as “self.” Autologous approaches have demonstrated effectiveness in certain diseases, such as autologous CAR Ts for hematological malignancies, but these are limited in their adoption due to manufacturing cost and complexity. Furthermore, autologous approaches are generally limited to cells that exist in the patient in suspension, such as blood cells, and they cannot be applied to treat acute illnesses, such as myocardial infarction or stroke, due to the time it takes to prepare these cells for administration.

Our Solution – Hypoimmune Technology

To address the challenge of immune rejection with allogeneic cell transplantation, we are developing our hypoimmune technology, utilizing gene modification to introduce permanent changes to the cells. We are applying the hypoimmune technology to both iPSCs, which can then be differentiated into multiple cell types, and to donor-derived allogeneic T cells, which has the goal of making potent CAR T cells at scale. Our goal with this technology is to transplant allogeneic cells into patients without the need for systemic immune suppression. We believe that enabling this capability has the potential to enable *ex vivo* engineered cells to become an important therapeutic modality alongside small molecules, protein biologics, and *in vivo* engineered cells.

Some of our scientific founders, including Dr. Sonja Schrepfer, our Senior Vice President, Head of Hypoimmune Platform, and their collaborators have worked on creating hypoimmune cells for well over a decade. A key insight was focusing on the phenomenon of fetomaternal tolerance during pregnancy. The fetus, despite having half its genetic material from the father, is not rejected by the mother’s immune system. However, after birth, few if any children would qualify as a matched donor for a cell or organ transplant for their mother. These scientists categorized the differences of the maternal-fetal border and systematically tested them to understand which, if any, of these were most important to immune evasion. They have tested these changes in both *in vitro* and *in vivo* animal models.

Designing Hypoimmune Cells

Our goal is to create a universal cell that is able to evade immune detection, regardless of cell type or transplant location. Our first-generation technology, which is progressing through late-stage animal confirmatory studies, combines the three gene modifications below to hide these cells from the host immune system:

- disruption of MHC class I expression;

[Table of Contents](#)

- disruption of MHC class II expression; and
- overexpression of CD47, a protein that hides cells from the innate immune system, including macrophages and NK cells.

Preclinical Development of Hypoimmune Cells

We and our licensors have carried out a series of experiments in various model systems of increasing immunological complexity. These included (i) transplanting undifferentiated mouse hypoimmune iPSCs- into MHC mismatched allogeneic mice, (ii) transplanting mouse hypoimmune iPSC-derived differentiated cells, such as endothelial cells, into MHC mismatched allogeneic mice, (iii) transplanting human hypoimmune iPSCs into MHC mismatched humanized allogeneic mice; and (iv) transplanting human hypoimmune iPSCs into non-human primates (NHPs). We are currently carrying out experiments transplanting NHP hypoimmune iPSC cells into NHPs as well as transplanting NHP hypoimmune iPSC-derived differentiated cells, such as beta cells, into allogeneic NHPs.

Each mouse experiment, evaluated:

- whether hypoimmune cells can be successfully transplanted into the recipient without the need for immunosuppression and without eliciting an immune response; and
- whether differentiated cells derived from our hypoimmune cells were successfully engrafted in the recipient without needing immunosuppression and without eliciting an immune response.

We are investigating both human iPSCs in NHPs as well as NHP iPSCs in NHPs, as we want insights into how the NHP immune system reacts to each of these species. We have largely completed the study of human iPSCs and have early results from the NHP hypoimmune iPSC transplantation experiments. We are encouraged by data to date across species, with the NHP immune system most closely resembling the human immune system, representing the strictest test outside of testing these cells in humans. We are evaluating both iPSCs as well as differentiated cells transplanted into the microenvironment we intend to target in humans. Based on the results of these NHP studies, we expect to test these hypoimmune cells in humans as a next step.

Mouse iPSC-derived hypoimmune cells transplanted into MHC mismatched allogeneic mouse

Mouse hypoimmune iPSCs transplanted into an MHC mismatched allogeneic mouse were protected from the mouse immune system, and no evidence was seen of either adaptive or innate immune system activation. The control arm transplanted non-edited mouse iPSCs into MHC mismatched allogeneic mice, and, as expected, these non-edited mouse iPSCs were rapidly rejected by the recipient's immune system with a robust adaptive immune response. In another experiment, the genes that lead to for MHC class I and MHC class II expression were knocked out. These modifications protected the cells from the recipient mouse's adaptive immune system, but NK cells rapidly killed the transplanted cells. These data highlight the importance of making all three gene modifications in order to protect cells from the immune system with an allogeneic transplant.

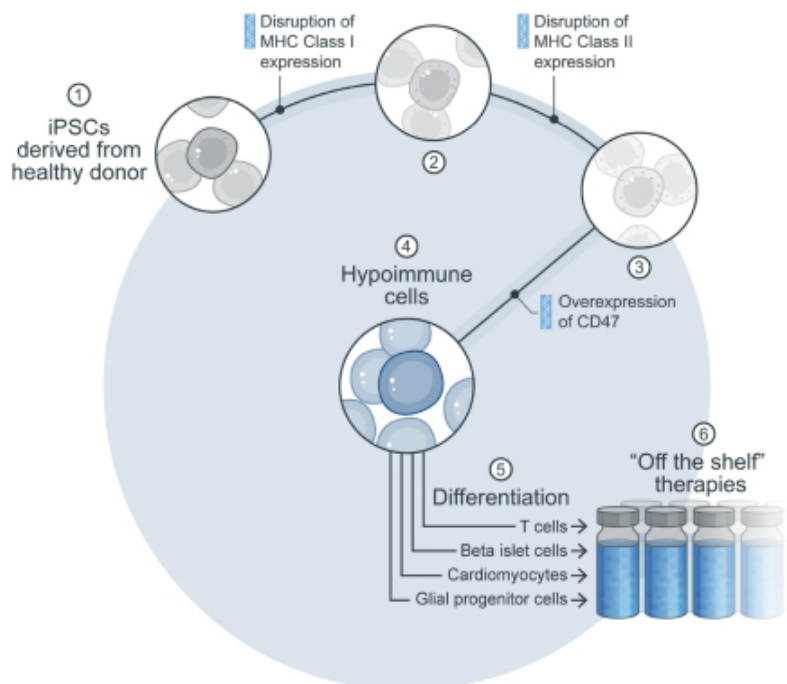
Next, to ensure that hypoimmune gene modifications protected differentiated cells and that these modifications did not impact the ability of iPSCs to differentiate into various cell types, commonly referred to as pluripotency, it was tested whether the hypoimmune iPSCs cells could be differentiate into three different cell types, function *in vivo*, and evade the host immune system. The three cell types were cardiomyocytes, endothelial cells, and smooth muscle cells. It was observed that hypoimmune iPSCs could successfully differentiate into all three cell types, the cells functioned in the mouse, and the transplanted cells survived for the full standard observation period with no evidence of immune system activations despite any immune suppression. Differentiated cells derived from non-edited iPSC cells led to immune activation in the host mouse, and they did not survive. These data provide initial proof of concept that iPSCs can be genetically modified, and differentiated into target cells that can engraft, function, and evade the recipient's immune system following transportation.

Human iPSC-derived hypoimmune cells transplanted into MHC mismatched allogeneic humanized mouse

Having demonstrated the ability of mouse iPSC-derived hypoimmune cells to satisfy each of three testing criteria, the experiments were advanced to evaluate human hypoimmune cells. This was evaluated using a “humanized” mouse system, generated by grafting a functioning human immune system in place of the mouse immune system.

In addition to evaluating the three primary criteria—immune response to the human hypoimmune cells, pluripotency and differentiation of the human hypoimmune cells, and immune response to cells differentiated from the human hypoimmune cells—the ability to successfully engineer human hypoimmune cells from human iPSCs and whether differentiated cells derived from human hypoimmune cells retain biological function were also evaluated.

Creating Hypoimmune Therapeutic Cells from Human iPSCs

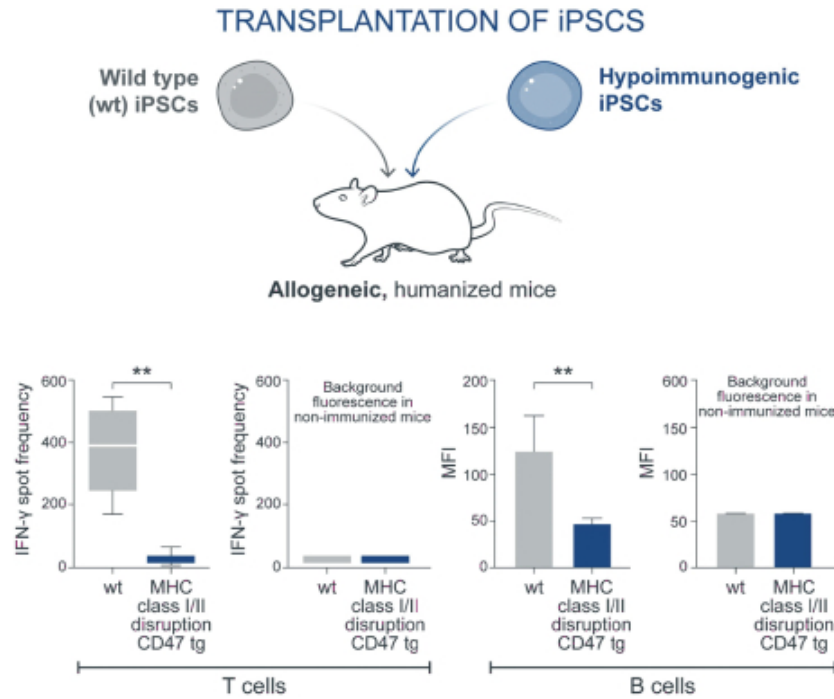


Our hypoimmune technology combines the three gene modifications below to hide cells from the host immune system: Disruption of MHC class I and class II expression (which inactivates adaptive immune responses), and overexpression of CD47 (which hides cells from the innate immune system, including macrophages and natural killer (NK) cells). Pluripotent stem cells from healthy donors are used as the starting material and are then genetically modified with the hypoimmune edits. These edited cells are then differentiated into cell types of therapeutic interest, which are administered to the patient as “off the shelf” therapies.

First, the foregoing three edits were replicated in human iPSCs to engineer a human hypoimmune cell line that had comparable properties to the mouse hypoimmune cells *in vitro*. Next, non-edited human iPSCs were transplanted into MHC mismatched humanized mice. It was observed that these non-edited human iPSCs were rapidly rejected. Human hypoimmune cells were then transplanted into MHC mismatched humanized mice. It was observed that the human hypoimmune cells survived the full length of the experiment and failed to elicit any type of immune response. From this, it was concluded that, in humanized mice, the human hypoimmune cells can evade the immune system. Pluripotency of human hypoimmune cells was confirmed by differentiation into two different cell types, endothelial cells and cardiomyocytes. These differentiated cells exhibited the characteristics

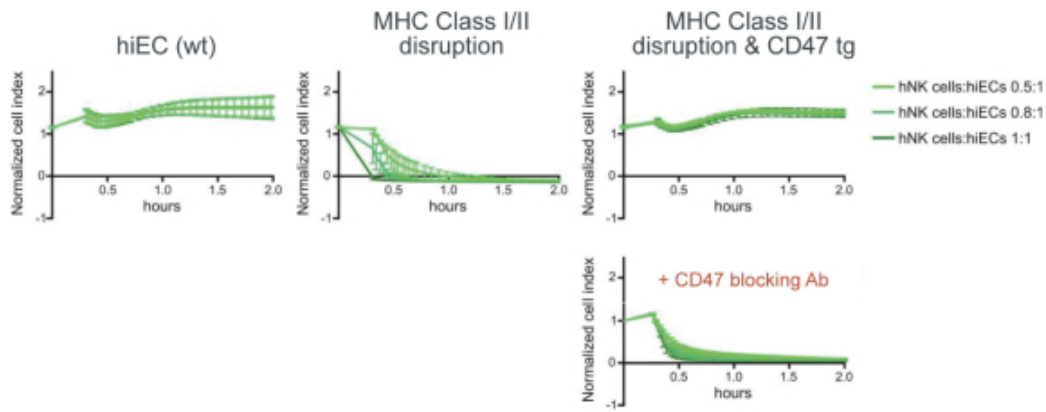
of normal endothelial cells and cardiomyocytes. Finally, to test whether these the differentiated cell types derived from human hypoimmune cells continue to evade the immune system, the differentiated cells were transplanted into humanized mice, and the transplanted cells survived for the full standard observation period. In contrast, differentiated cells derived from non-edited human iPSC cells did not survive after being transplanted, as anticipated. It was also observed that the hypoimmune endothelial cells formed primitive vasculature with active blood flow and the hypoimmune cardiomyocyte cells matured into functional-looking heart cells.

Absence of T and B Cell Activation Following Transplantation of Hypoimmune-Edited Human iPSCs into Mismatched Humanized Mice



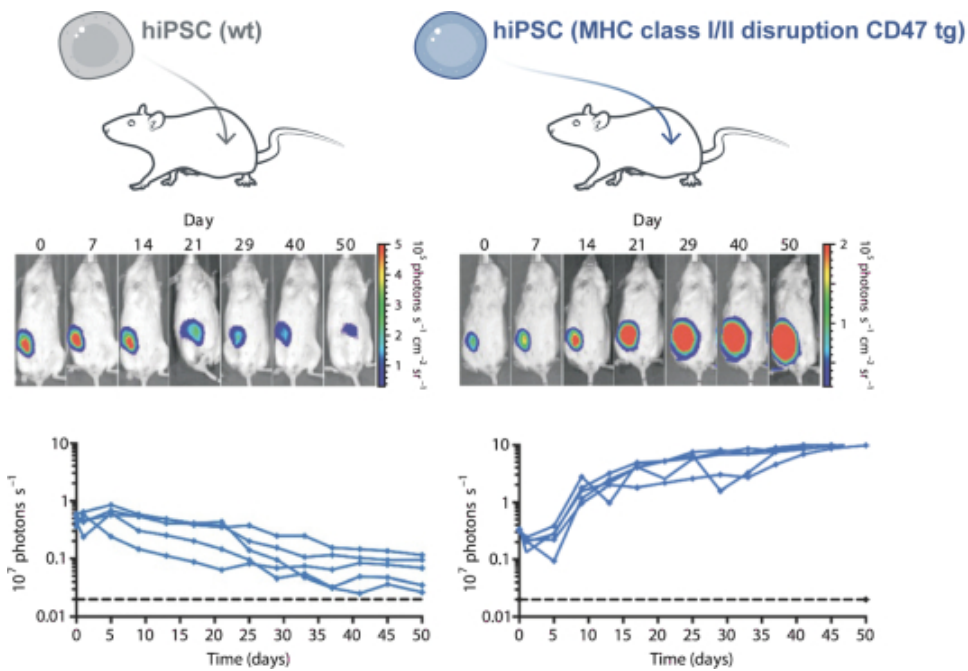
Left panels: T cell activation was measured by EliSpot counts for interferon-gamma production. Immune cells from mice that received wild type (wt) iPSC grafts show a brisk interferon response when tested against allogeneic wt iPSC grafts. In contrast, immune cells from mice that received hypoimmune-edited (MHC class I/II disruption, CD47 tg) cells show only minimal interferon production when exposed to allogeneic hypoimmune cells, comparable to background frequency in non-immunized mice. Right panels: B cell activation was measured by antibody binding to each cell type, shown as mean fluorescence intensity (MFI). Wild type cells exhibit significant antibody binding when incubated with serum from mice that received wt cells. In contrast, hypoimmune-edited cells show only background levels of binding when treated with serum from mice that received hypoimmune-edited cells. Adapted from Deuse et al, Nature Biotechnology 2019.

CD47 is Required to Protect Hypoimmune-Edited Cells from Killing by Human NK Cells



Human iPSCs were differentiated into endothelial cells (hiECs) and plated as a monolayer in a multielectrode system. After exposure to NK cells, monolayer viability was measured electrical impedance, indicated here as normalized cell index. As expected, wt cells were not killed by NK cells. In contrast, cells lacking MHC class I and II (but not expressing CD47 tg; MHC class I/II disruption) were rapidly killed. Addition of CD47 tg prevented killing by NK cells. A blocking antibody to CD47 abolished protection from NK cells, affirming the importance of CD47 overexpression in protection from innate immune cell killing. From Deuse et al, Nature Biotechnology 2019.

Survival of Hypoimmune-Edited Human iPSC Grafts in MHC-Mismatched Humanized Mice



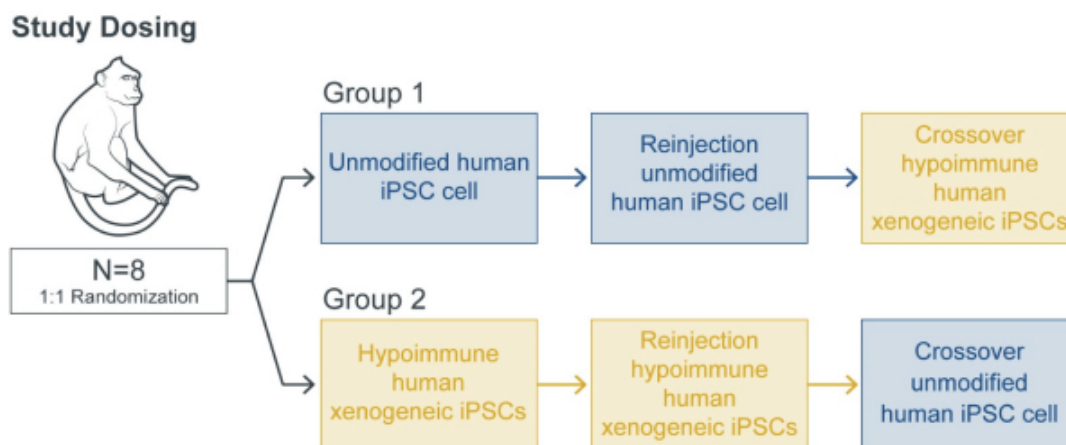
Wild type (wt) and hypoimmune-edited (MHC class I/II disruption CD47 tg) iPSCs were engineered to express firefly luciferase before transplantation. Emission of light was used as an index of graft cell viability. Sequential light emission scans from the same representative animal receiving wt cells show progressive loss of graft viability, indicating graft rejection, confirmed quantitatively in the line tracings below. In contrast, mice receiving hypoimmune-edited cells show graft expansion over the course of the experiment, indicating immune evasion. From Deuse et al, Nature Biotechnology 2019.

Human hypimmune cells transplanted into NHPs

To further evaluate the immune evasion properties of the human hypimmune cells, we transplanted human hypimmune iPSCs and WT non-edited iPSCs into NHPs. This experiment allowed us to explore whether these hypimmune gene modifications can protect cells from both allogeneic rejection as well as xenogeneic, or cross-species, rejection.

The study was a randomized, blinded, parallel group study involving eight NHPs in two cohorts. The first cohort received an initial subcutaneous injection of non-edited human iPSCs, a reinjection of non-edited human iPSCs, and a final injection of human hypimmune cells (i.e., a crossover design). The second cohort received an initial injection of human hypimmune cells, a subsequent reinjection of human hypimmune cells, and a final injection of non-edited human iPSCs. The injections in both arms were separated temporally by approximately four months. The first injection allowed us to test the immune evasion in a naive recipient and the second injection allowed us to explore the potential for re-treatment and the impact of previous exposure. The cross-over injections allowed us to understand the impact of injecting hypimmune cells into an NHP with a pre-existing immune response to non-edited cells, essentially replicating aspects of auto-immune disorders. The following diagram summarizes the study design:

Design for Xenotransplantation Study Involving Wild Type (Unmodified) and Hypimmune iPSC Delivery to NHPs



Study Detail:

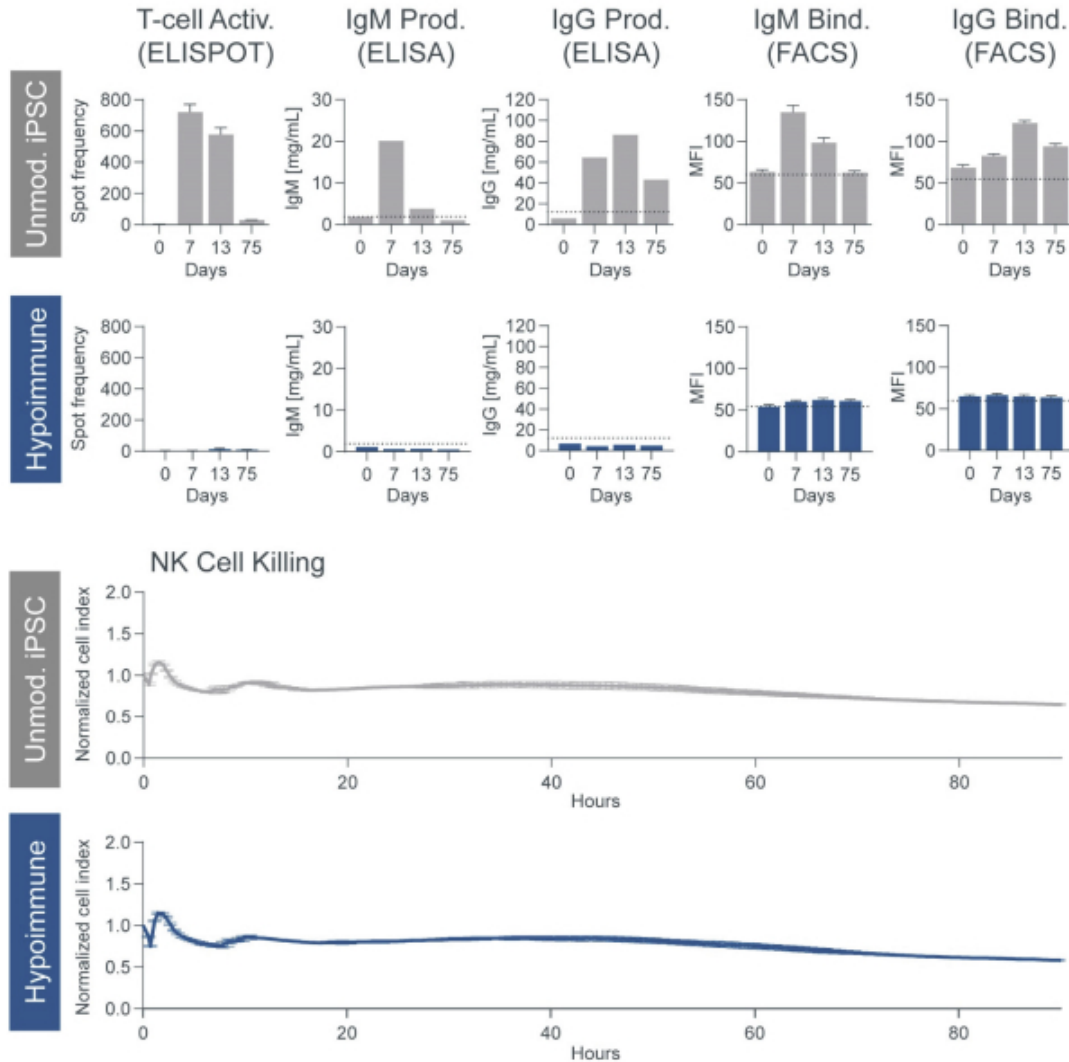
- Average 121 days between administrations
- Immune response was measured 7 days, 13 days, and 75 days after administration
- All time points are the same for all injections

When human hypimmune cells were grafted into NHPs without immunosuppression, we saw no evidence of a systemic immune response, including no T cell activation and no antibody formation. Additionally, macrophages and NK cells did not recognize or kill these hypimmune cells. In contrast, iPSCs without the hypimmune edits generated a robust systemic immune response, including T cells and both IgM and IgG antibodies. Neither hypimmune nor the non-edited cells survived long-term. While there was no systemic immune response to the hypimmune cells, we did see a local neutrophil infiltration, likely due to a xenogeneic response both to the cells and murine proteins in the matrix used to deliver the cells. We have seen similar local infiltrates of neutrophils in xenogeneic transplants across every species we have studied to date. We do not intend to introduce xenogeneic cells in any human therapeutic. Early results from ongoing allogeneic studies exploring NHP iPSCs transplanted into

NHPs to confirm that this infiltrate was likely due to human proteins introduced into an NHP, a xenogeneic issue which would not be relevant in the context of the therapies we intend to move forward.

The following figure depicts the systemic immune results observed following the initial injection of human hypoimmune cells and non-edited human iPSCs.

Absence of T Cell, B Cell, or NK Cell Responses Following the First Delivery of Hypoimmune Human iPSCs into NHPs

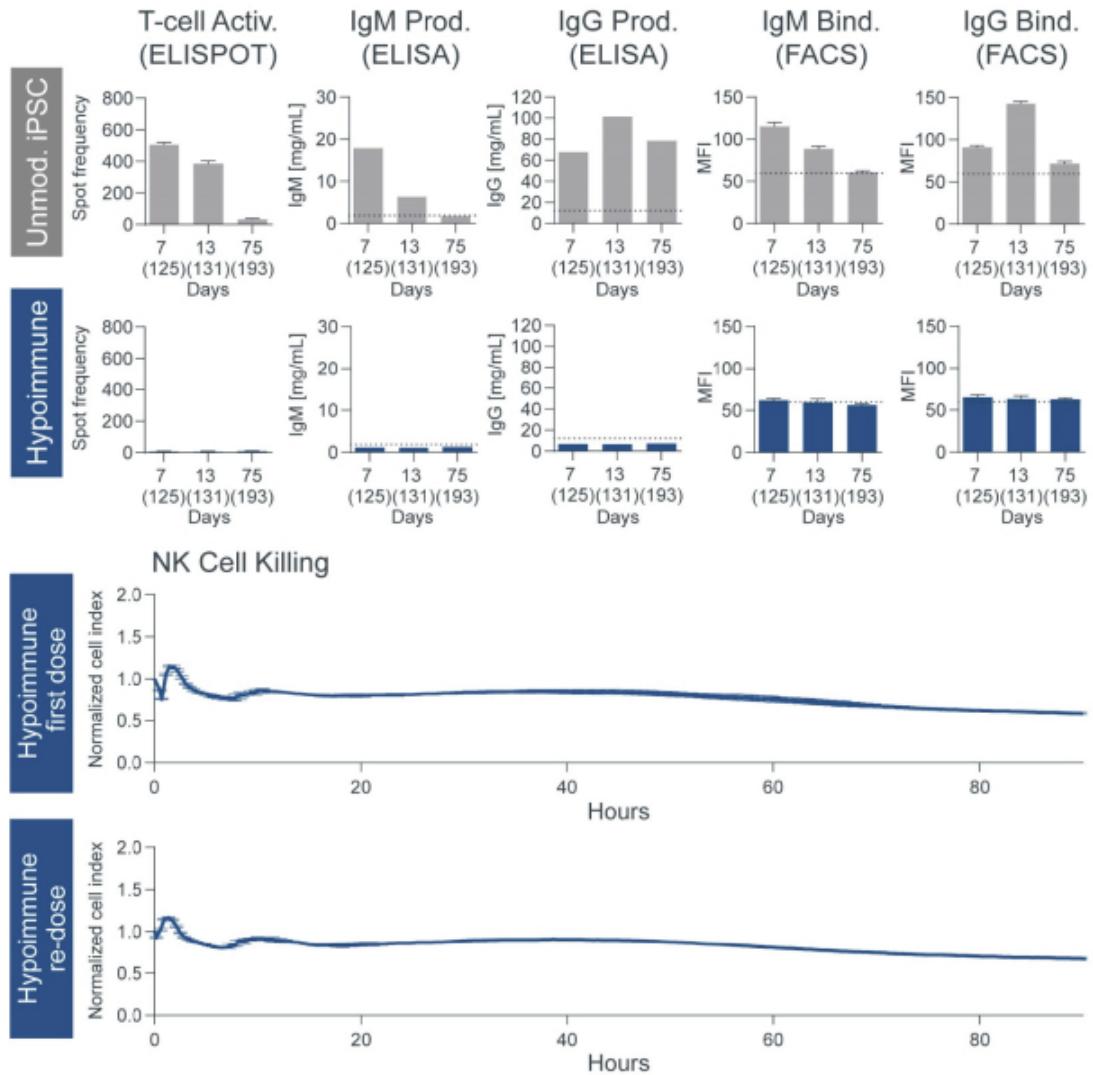


Immune cells from animals receiving unmodified (wt) human iPSCs show robust T cell interferon responses when exposed to wt iPSCs in vitro. In contrast, immune cells from animals receiving hypoimmune iPSCs showed no response when exposed to hypoimmune iPSCs in vitro. Delivery of wt iPSCs activated B cells, as evidenced by production of IgM, IgG, and by binding of these antibodies to the surface of donor cells (increased mean fluorescent intensity, MFI). Delivery of hypoimmune iPSCs did not induce antibody production above background, and no binding of IgM or IgG to the cell surface was seen. Neither unmodified nor hypoimmune-edited cells were susceptible to killing by NK cells, indicating protection from the “missing self” signal. Data above from a single NHP; results representative of studies in four NHPs. Dotted lines, background level of assay.

To evaluate if the NHP immune system retained any immunological memory of its encounter with the human cells, we re-dosed NHPs with the same type of cells they received in their initial dose. As with the first injection, the human hypoimmune cells induced no systemic immune response, including no T cell activation and no antibody production. In contrast, non-edited human iPSCs elicited a robust and rapid T cell and antibody response, suggesting immune memory to these cells from the previous injection. Again, the human hypoimmune cells did not survive long-term, as there was a similar local infiltration of neutrophils. These results, if confirmed with better graft survival with hypoimmune NHP iPSCs, raise the possibility of re-dosing human hypoimmune cells as part of future therapies.

The results of the redosing experiment are depicted below:

Absence of T Cell, B Cell, or NK Cell Response to a Second Dose of Human Hypoimmune-Edited iPSCs in NHPs

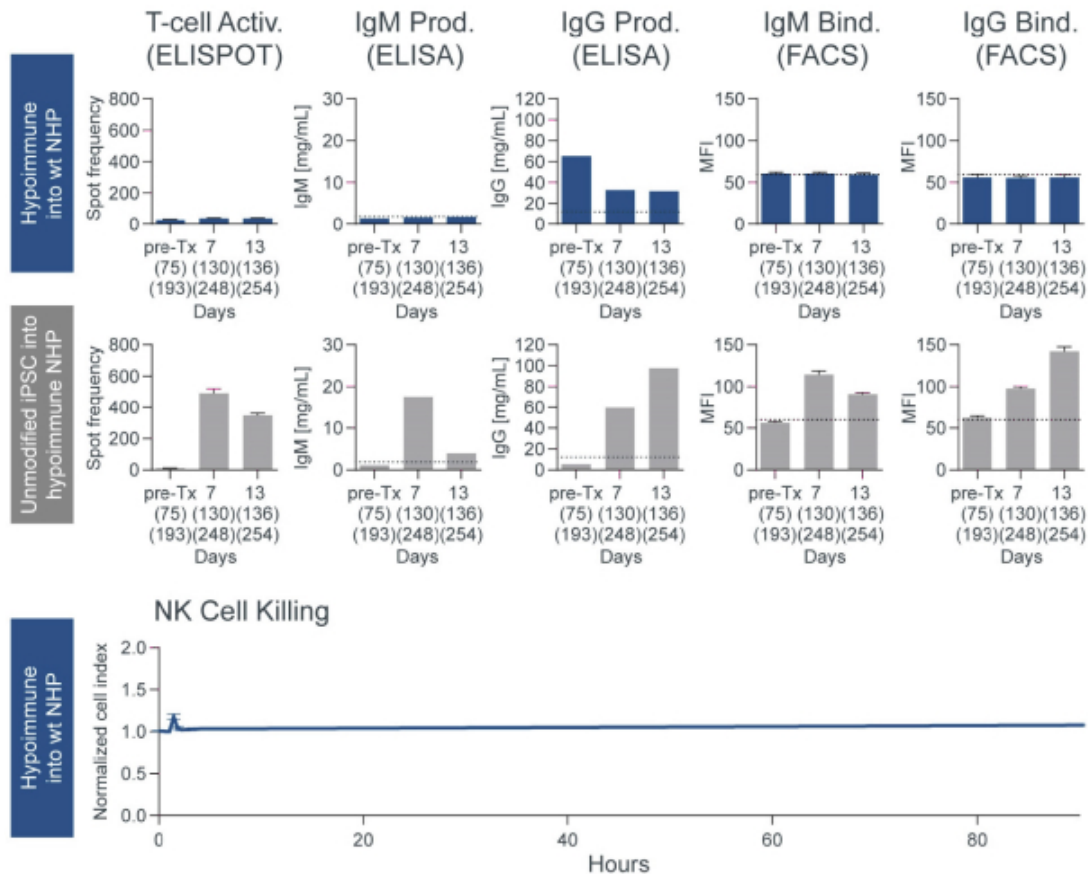


A second dose of unmodified human iPSCs induced a robust T cell response (EliSpot assay for interferon production) as well as strong induction of antibody production from B cells, as indicated by increased IgM and IgG levels, along with increased antibody binding to donor cells. In sharp distinction, re-administration of hypoimmune iPSCs induced no T cell or B cell activation. As before, neither cell population was susceptible to NK cell killing. Data above from a single NHP; results representative of studies in four NHPs.

To evaluate whether pre-existing immunity to non-edited human iPSCs adversely impacts immune evasion of human hypoimmune cells, we then performed the crossover portion of this experiment, injecting human hypoimmune cells into NHPs that had previously been dosed with unmodified human iPSCs. Recall, these NHPs

had all demonstrated a robust T cell and antibody responses to the unmodified iPSCs. As indicated in the figure below, human hypoimmune cells again elicited no systemic immune response despite pre-existing T cells and antibodies to the non-edited versions of these cells. These data suggest that human hypoimmune cells may be able to evade immune detection even in patients with pre-existing immune responses to that cell type, opening the opportunity to explore auto-immune diseases. We also injected NHPs that had been twice dosed with human hypoimmune cells with human iPSCs. In contrast to when these NHPs received hypoimmune iPSCs, injection of the unmodified iPSCs led to a strong T cell and antibody responses, suggesting that the NHPs immune systems were intact. Again, there was no long-term graft survival due to the local xenogeneic inflammatory response.

Hypoimmune-Edited iPSCs do not Elicit T Cell, B Cell, or NK Cell Activation when Administered to NHPs Pre-Sensitized with Unmodified Cells



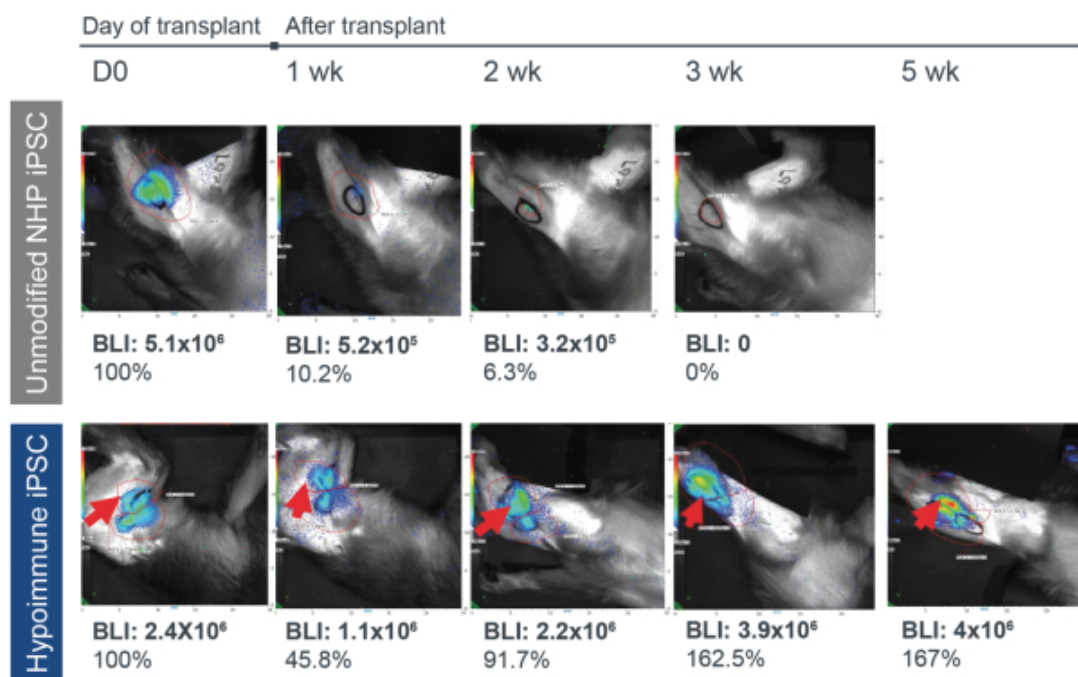
The top row shows absence of T cell (EliSpot) or B cell (IgM and IgG production and binding) activation when hypoimmune iPSCs were given to NHPs that had been administered two doses of unmodified cells. The bottom row shows activation of T cells and B cells by unmodified iPSCs in animals whose immune system had previously been quiescent following delivery of hypoimmune iPSCs. This indicates that there is no immunosuppression resulting from hypoimmune cell delivery. As before, there was no NK cell killing of hypoimmune iPSCs following the crossover dose. Data above from a single NHP; results representative of studies in four NHPs.

NHP hypimmune cells transplanted into NHPs

To evaluate immune evasion properties of the hypimmune cells without the limitations of the xenogeneic barrier, we have begun testing the immune response to and survival of hypimmune iPSCs from NHPs by transplantation into an allogeneic NHP recipient.

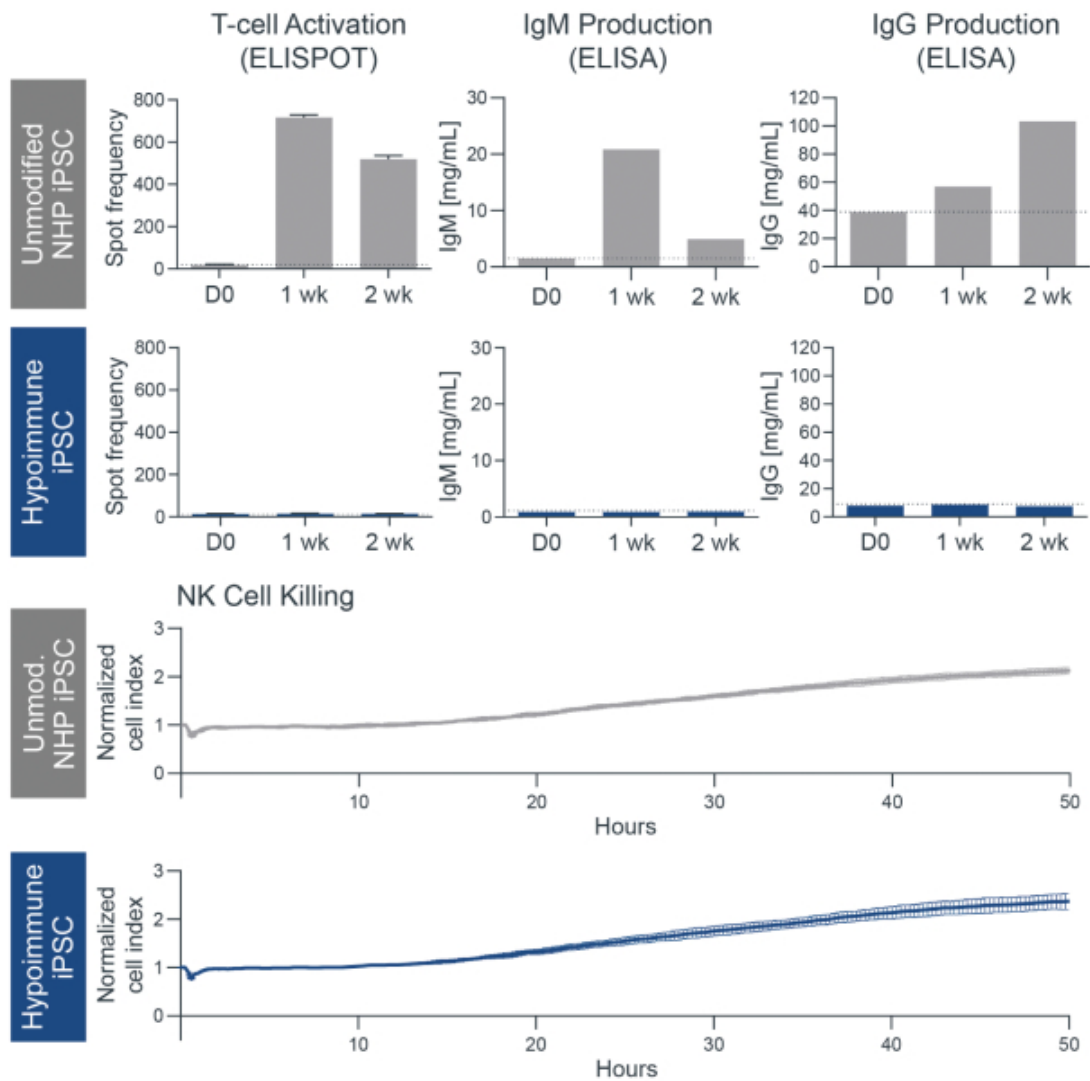
In an ongoing pilot experiment, a single NHP was dosed intramuscularly with hypimmune iPSCs. We not only observed cell survival but also proliferation of the transplanted cells for at least five weeks post-transplant. We found no evidence of a systemic immune response, including no T cell activation and no antibody formation to the transplanted cell. Furthermore, macrophages and NK cells did not recognize or kill these hypimmune cells. By contrast, the control arm of non-edited NHP iPSCs injected into a separate cohort of NHPs are not detectable three weeks post transplantation and elicit a robust systemic immune response, including T cells as well as both IgM and IgG antibodies.

Allogeneic Hypimmune iPSC Survive *in vivo* in NHPs with an Intact Immune System



Unmodified (wild type, wt) NHP iPSCs (top row) or hypimmune NHP iPSCs (bottom row) were introduced via intramuscular injection into allogeneic NHPs. iPSC survival is followed over time *in vivo* using bioluminescence imaging (BLI). BLI signal on the day of transplantation is "D0" and defined as 100%. NHPs are analyzed weekly and cell survival is calculated over time. Data are representative for three NHPs receiving HIP iPSCs and two NHPs receiving unmodified wt iPSCs. Experiments were conducted in a staggered fashion.

Absence of T Cell, B Cell, or NK Cell Responses Following the First Delivery of Hypoimmune NHP iPSCs into NHPs



Immune cells from animals receiving unmodified (wild type, wt) NHP iPSCs show robust T cell interferon responses when exposed to wt iPSCs in vitro (Row 1). In contrast, immune cells from animals receiving hypoimmune iPSCs showed no response when exposed to hypoimmune iPSCs in vitro (Row 2). Delivery of wt iPSCs activated B cells, as evidenced by production of IgM and IgG (increased mean fluorescent intensity, MFI) (Row 1). Delivery of hypoimmune iPSCs did not induce antibody production above background (Row 2). Neither unmodified nor hypoimmune-edited cells were susceptible to killing by natural killer (NK) cells, indicating protection from the “missing self” signal. Data above from a single NHP; data are representative for three NHPs receiving HIP iPSCs and two NHPs receiving unmodified wt iPSCs; experiments were conducted in a staggered fashion. Dotted line denotes background level of assay.

In ongoing and planned experiments, we aim to determine the full extent of cell survival and immune evasion for these cells. Going forward, we also plan to investigate the potential for redosing and to test the

hypimmune technology in a more therapeutically relevant context—the appropriate cell type, in the appropriate microenvironment, in an allogeneic NHP transplant setting. We expect to have data from this series of experiments in 2021.

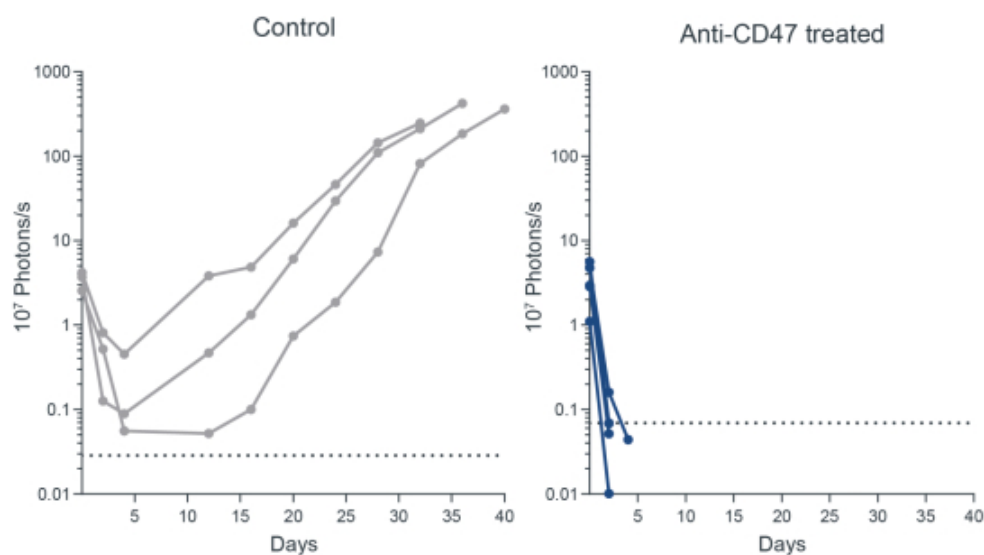
In light of our preclinical data to date, we believe our hypimmune technology has the potential to address the most fundamental limitation of *ex vivo* therapies, persistence, and thereby unlock waves of potentially disruptive therapies across a variety of cell types.

We also have an ongoing program to further refine our hypimmune technology. Our research teams are working on additional modifications to expand our toolkit, as different microenvironments and different immune states may require additional modifications.

Safety Switch for Hypimmune Cells

We are actively investigating approaches to control hypimmune cells after administration into the patient. If necessary, the aim of these “safety switches” would be to provide a mechanism to eliminate hypimmune cells within the body in a targeted fashion, in scenarios where the cells are not in a location where physical removal is viable. Such a safety switch would be beneficial to mitigate the potential risk of a hypimmune cell becoming infected with a virus or undergoing oncogenic transformation, in light of the immune evasion modifications to these cells. One approach we are exploring as a safety switch is to re-sensitize the hypimmune cells to innate cell killing via administration of a blocking anti-CD47 antibody. In mouse experiments we have shown that treatment with an anti-CD47 antibody resulted in the loss of immune evasion and the rapid killing of transplanted human hypimmune cells. We have identified several safety switches with *in vivo* activity and intend to continue to explore them.

Anti-CD47 Administration Results in the Rapid Clearance of Human iPSCs in a Humanized Mouse Model



On left: Human iPSC proliferate (as visualized by luminescence of live cells) and form teratoma in NSG mice (n=3) with adoptive transferred human NK cells. Administration of isotype control has no impact on HIP survival. On right: Blocking of CD47 *in vivo* results in killing of HIP iPSCs (as visualized by luminescence of live cells) in NSG mice (n=5) with adoptive transferred human NK cells.

Our *ex vivo* Cell Engineering Pipeline

Allogeneic T Cell Program (SC291, SC255)

Our allogeneic T cell program utilizes T cells from healthy donors to generate CAR T therapies that will initially target CD19, a protein expressed on the cell surface of B cell malignancies, to treat patients with refractory lymphoma. We believe that applying the hypimmune technology to allogeneic T cells gives us an opportunity to create differentiated allogeneic CAR T therapies.

We believe our allogeneic T cell and T cell fusosome discovery programs provide us with two potentially disruptive programs to address the limitations of adoptive T cell therapy for cancer, each with idiosyncratic risks and opportunities. We also believe each approach can address separate and valuable opportunities if they are both successful. Specifically, our allogeneic T cell program offers the opportunity to perform multiple gene edits in a T cell, which may allow us to make intentional modifications to control T cell function or to deliver more complex chimeric receptors and signal integration machinery to enable the T cell to distinguish tumor cells based on surface antigen combinations to improve the specificity of targeting. These approaches may prove especially valuable in targeting solid tumors, which have remained largely refractory to CAR T approaches to date. We also have an earlier-stage program looking to differentiate hypimmune iPSCs into T cells. While we are still working to successfully create the appropriate T cells from an iPSC, we expect that progress with our allogeneic T cell program will also inform the iPSC T cell program. Separately, the fusogen technology allows for the *in vivo* generation of CAR T cells in a patient, offering a distinct advantage in terms of manufacturability and scalability that may enable the introduction of gene-modified T cells earlier in the course of a patient's therapy. Additionally, modifying the T cells inside the body without the need for *ex vivo* manipulation of the cells may generate CAR T cells with more favorable attributes.

We intend to develop our CD19 allogeneic T cell therapies with the goal of filing an IND for SC291 as early as 2022. We are also advancing an allogeneic T cell program targeting BCMA for multiple myeloma, with the goal of filing an IND for SC255 as early as 2022 .

Background on B cell Malignancies

B cell malignancies represent a spectrum of cancers including non-Hodgkin Lymphoma (NHL), chronic lymphocytic leukemia (CLL), acute lymphoblastic leukemia (ALL), and multiple myeloma (MM) and result in over 100,000 deaths per year in the United States and Europe. See the subsection titled “—*in vivo* Cell Engineering Pipeline—Background on B Cell Malignancies” for further background discussion. In addition to our *in vivo* cell engineering technology, we believe our *ex vivo* cell engineering technology also has the potential to address B cell malignancies.

Current Treatment Landscape and Unmet Need

We believe our hypimmune edited cells have the potential to create a differentiated platform for developing allogeneic T cells. There are two major hurdles to the use of allogeneic T cells. The first is the risk of graft versus host disease, in which the allogeneic donor T cells target and kill recipient tissues. Multiple CAR T cell product candidates in clinical development have managed to prevent this reaction through gene edits targeting components of the T cell receptor such as TCR-alpha gene. The more significant challenge has been host versus graft disease, in which the patient's immune system kills the transplanted T cells. One strategy to approach this challenge has been to essentially eliminate the patient's immune system, neutering its ability to find and destroy the transplanted allogeneic CAR T cells. This strategy has two limitations. First, the patient is at risk of severe infections during this period of substantial immune suppression. Second, as the immune system returns, it will inevitably reject the allogeneic CAR T cells, limiting the duration that these therapeutic cells are in the body. Experience with autologous CAR T cells in patients with B cell malignancies has demonstrated that persistence of CAR T cells is important for the durability of response. Thus, the ability to effectively prevent

long term rejection of an allogeneic CAR T therapy without significant immune suppression would be a major advance. We are aware of other efforts to develop allogeneic CAR T cell products that focus on overcoming the adaptive immune system (T and B cells). Our technology addresses rejection mediated by both the adaptive and innate immune systems, giving us the potential to create a differentiated allogeneic CAR T solution.

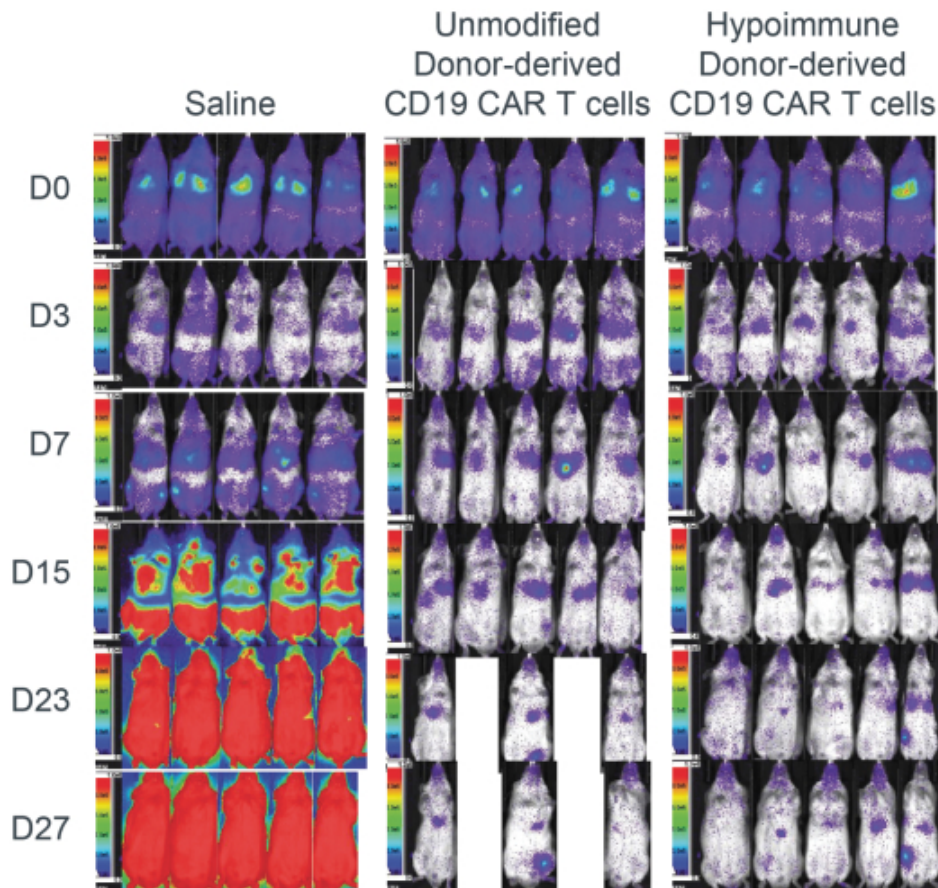
Our Allogeneic T Cell Program Approach

Our hypoimmune technology is designed to hide the cell from the patient's immune system, and we are applying this technology to manufacture allogeneic CAR T cells. We intend to utilize T cells from healthy donors into which we will introduce the CAR gene and make the gene modifications necessary to overcome graft versus host disease and to incorporate our hypoimmune technology in an effort to address host versus graft disease. We then intend to expand these cells *ex vivo*, with a goal of making many batches from a single donor as well as creating comparable CAR T cells from various healthy donors. These allogeneic CAR T therapies could be frozen and delivered as an "off the shelf" product for cancer patients without the need for severe immunosuppression.

Preclinical Data

For our preclinical studies, human donor-derived T cells were genetically modified *ex vivo*, to generate cells bearing the hypoimmune edits (disruption of MHC class I/class II; overexpression of CD47), TCR-alpha disruption (to mitigate graft versus host disease) and the expression of a CD19 CAR. These cells were then tested *in vivo* for their tumor-killing activity in a human xenograft mouse model for leukemia (Nalm-6). These preclinical data suggest that the hypoimmune edits do not interfere with CAR T killing activity. We observed clearance of the leukemic cells by the hypoimmune CD19 CAR T cells and the potency of these cells was comparable to unmodified CD19 CAR T cells, which are similar to CAR T cells currently in clinical use.

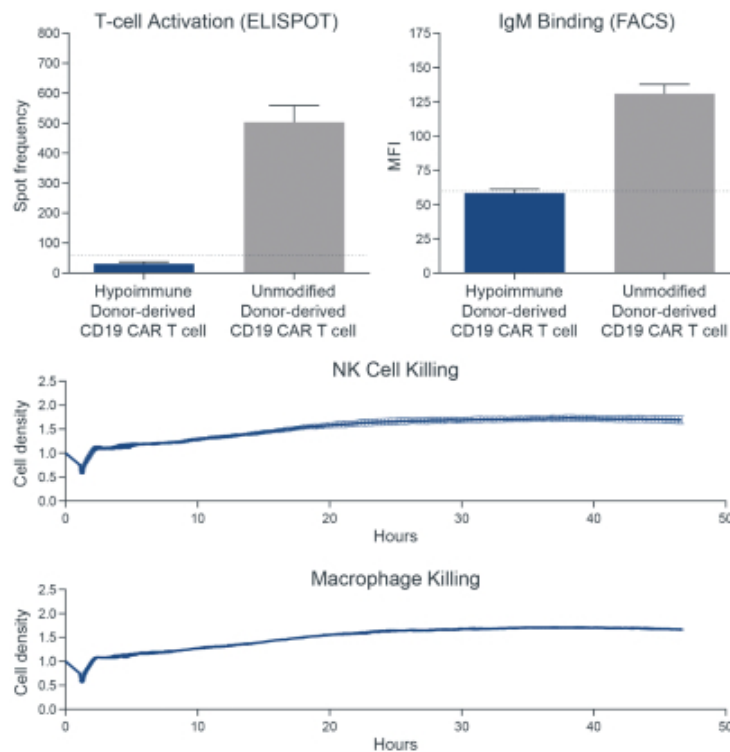
Hypoimmune Donor-Derived CD19 CAR T Cells Clear Leukemia Cells in a Human Xenograft Mouse Model at Levels Comparable to Unmodified CD19 CAR T Cells



Activity of hypoimmune donor-derived CD19 CAR T in a mouse leukemia xenograft model (Nalm-6). Note that when compared to untreated controls, infusion of unmodified CD19 CAR T or hypoimmune CAR T results in eradication of leukemia cells. Both cohorts of CAR T treated mice had significantly reduced tumor burden when compared to control as early as D7 ($p \leq 0.0001$; One-way ANOVA Bonferroni) with no significant difference between either of the treatment arms.

Furthermore, the hypimmune CD19 CAR T cells were protected from immune system rejection in humanized mice, and no evidence was observed of either adaptive or innate immune system activation, in contrast to the unmodified CAR-T cells:

Absence of T Cell, B Cell, NK Cell, and Macrophage Responses in a Human Xenograft Mouse Model Following Injection of Hypimmune Donor-Derived CD19 CAR T Cells



Immune cells from humanized animals receiving hypimmune donor-derived CD19 CAR T showed no response when exposed to hypimmune CAR T cells in vitro. Delivery of hypimmune cells did not result in production of donor-specific antibodies, as evidenced by binding of IgM antibodies to the surface of donor cells (increased mean fluorescent intensity, MFI). Hypoimmune-edited cells were not susceptible to killing by NK cells nor macrophages, indicating protection from the “missing self” signal.

Development Plan and Key Next Steps

Process development work is ongoing within the Technical Operations team to develop manufacturing processes to generate high-quality and consistent allogeneic T cell product candidates at sufficient scale. In parallel, our cell engineering team is developing scaled, efficient, and specific gene editing processes to enable manufacturing of our allogeneic T cell product candidates.

The next major milestone is to complete GLP production and manufacturing scale-up with the goal of filing an IND for SC291 as early as 2022. We are also advancing an allogeneic T cell program targeting BCMA for multiple myeloma, with the goal of filing an IND for SC255 as early as 2022.

Beta Cell Program

Our beta cell program aims to restore lifelong glucose control in Type I diabetes mellitus (T1DM), patients by transplanting hypoimmune iPSC-derived beta cells. Current therapies for T1DM require continual management, and we believe that effectively restoring beta cell functionality will meaningfully improve patient outcomes for patients with T1DM. We intend to develop this program with the goal of filing an IND for SC451 as early as 2023.

Background on Type 1 Diabetes

T1DM is an autoimmune disease in which the patient's immune system destroys its own pancreatic beta cells. The destruction of these cells leads to complete loss of insulin production and a metabolic disease wherein patients are unable to control their blood glucose levels. Often called "juvenile diabetes", this disease commonly has its onset in adolescence. Beta cells reside in specialized hormone-producing clusters within the pancreas called the Islets of Langerhans. In T1DM, activated T lymphocytes infiltrate the islets and selectively kill the beta cells, progressively reducing the body's capacity to produce insulin. Once the reserve capacity of beta cells is exhausted, blood glucose rises, and the patient will have a life-long battle to control blood glucose levels.

T1DM affects 1.6 million adults in the United States, and there are approximately 20,000 new cases diagnosed per year in patients under the age of 20. In Europe there are an estimated 2.4 million adults with T1DM, and 300,000 under the age 20, with 31,000 new cases of T1DM diagnosed each year. Combining prevalence in the United States and Europe yields a pool of approximately 4 million patients with T1DM.

Current Treatment Landscape and Unmet Need

Insulin injection is the main treatment option for T1DM. Despite significant advances in types of insulins, glucose monitoring, and insulin pumps, life expectancy for T1DM is still approximately 15 years shorter than for people without diabetes. Patients are at risk from acute complications of hyperglycemia, including diabetic ketoacidosis and coma. Conversely, they are also at risk of hypoglycemic episodes, particularly at night, which can lead to the "dead in bed" syndrome, thought to result from cardiac arrhythmias induced by low glucose. Long term elevations in blood glucose levels have particularly devastating effects on arteries and capillaries, resulting in premature myocardial infarction, stroke, limb ischemia, gangrene, kidney failure, and blindness due to diabetic retinopathy. "Insulin pumps," which feature a computerized system for sensing blood glucose and delivering appropriate doses of insulin, have improved glycemic control. However, when implanted chronically, they elicit a foreign body scarring reaction around the sensor, and this barrier introduces a lag between changes in glucose in the blood and at the sensor. Newer systems use short term implantable sensors on the tips of needles but require frequent punctures and are associated with injection site reactions. Notably, data from the FDA indicate that issues with insulin pumps are among the most frequently reported problems in their database. All current therapies require patients to carefully monitor their dietary intake, which, while inconvenient in adults, is a frequent point of failure in adolescents.

Pancreas transplantation for uncontrollable diabetes was first performed in the 1960s, and this established the principle that replacing the beta cells (here in the context of the whole pancreas) could restore physiological glucose control. Pancreas transplants are complicated surgical interventions, require lifelong immunosuppression, and are limited due to organ availability. Nevertheless, some 30,000 pancreas transplants have been performed worldwide to date.

Because of these challenges, the biomedical community began exploring pancreatic islet transplantation in the 1970s. This process involves enzymatic digestion of a donor pancreas and isolation of the Islets of Langerhans followed by delivery of these cells to an appropriate site in the body where the islets can engraft and become well vascularized. Multiple sites have been shown to support islet engraftment and glucose control, including kidney, liver, and skeletal muscle. The major lessons from islet transplantation have been that glucose

homeostasis can be restored, insulin-independence can be achieved, hemoglobin A1C levels (a marker of long-term glucose levels) can be normalized, and severe episodes of hypoglycemia can be reduced. As with an organ transplant, patients must be immune suppressed to prevent immune rejection of the transplanted cells. In addition to complications from this immune suppression and the lack of cell availability, the principal limitation of islet transplantation has been the therapy's durability. Most patients lose glucose control over months to years and eventually become insulin-dependent again, primarily due to immune rejection of the allogeneic islets.

Our Beta Cell Program Approach

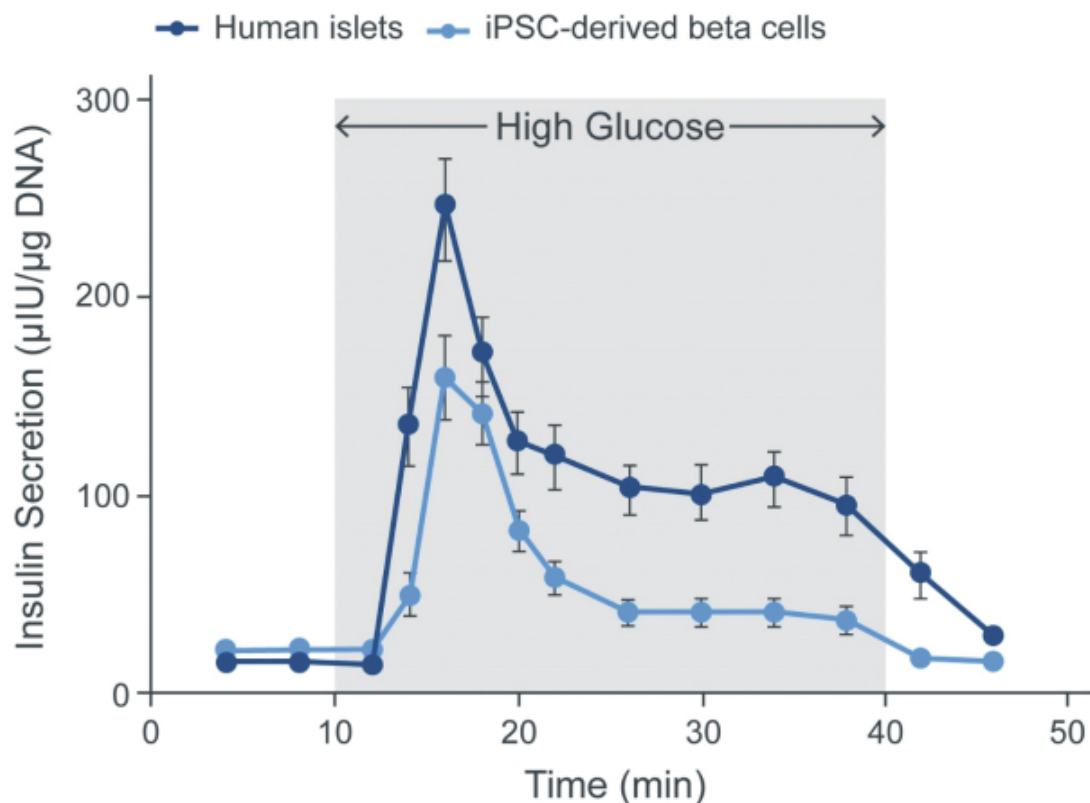
The goal of our beta cell hypoimmune program is to restore lifelong glucose control in T1DM patients by transplanting hypoimmune iPSC-derived beta cells, including beta cells. Our goal is to create a therapy that restores the body's normal beta cell mass, giving patients physiologically appropriate glucose sensing ability and insulin secretion. We believe this therapy could reduce, or even eliminate, hypoglycemia and hyperglycemia, potentially enabling less onerous and costly treatment, fewer complications, and longer life expectancy, resulting in a meaningfully improved quality of life.

We aim to develop a disruptive therapy that builds on lessons from pancreatic islet transplantation, recent advances in understanding pancreatic islet developmental biology, and our hypoimmune technology. Deriving beta cells from iPSCs has the potential to solve limitations associated with donor pancreases and improve the overall product quality and product consistency. iPSCs have the potential to create a virtually limitless supply of these cells. Our program uses proprietary differentiation protocols to generate mature beta cells with glucose control comparable to primary human islets, as evidenced by our animal studies. Finally, we intend to modify the genes of the iPSCs in order to apply our hypoimmune technology. If successful, the hypoimmune gene modifications will protect these cells from both auto-immune and allogeneic rejection by the patient's immune system. Hypoimmunity should also eliminate the need for physical separation of the beta cells from the rest of the body by a device or encapsulation technology, which may allow for tighter control of glucose by eliminating the lag time between glucose sensing and insulin secretion.

Preclinical Data

We are developing a proprietary protocol that will differentiate hypoimmune iPSCs into mature, glucose-sensitive, insulin-secreting beta cells based on licensed technology from Washington University in St. Louis. This technology enables differentiation of beta cells at a greater purity and with superior function compared to published stem cell-based protocols. The principal function of beta cells is to maintain steady levels of glucose in circulation. The beta cells sense when glucose levels rise in the bloodstream and release insulin in response. *In vitro*, our beta cells respond to glucose and robustly secrete insulin at an equivalent level to primary human islets, as depicted in the figure below.

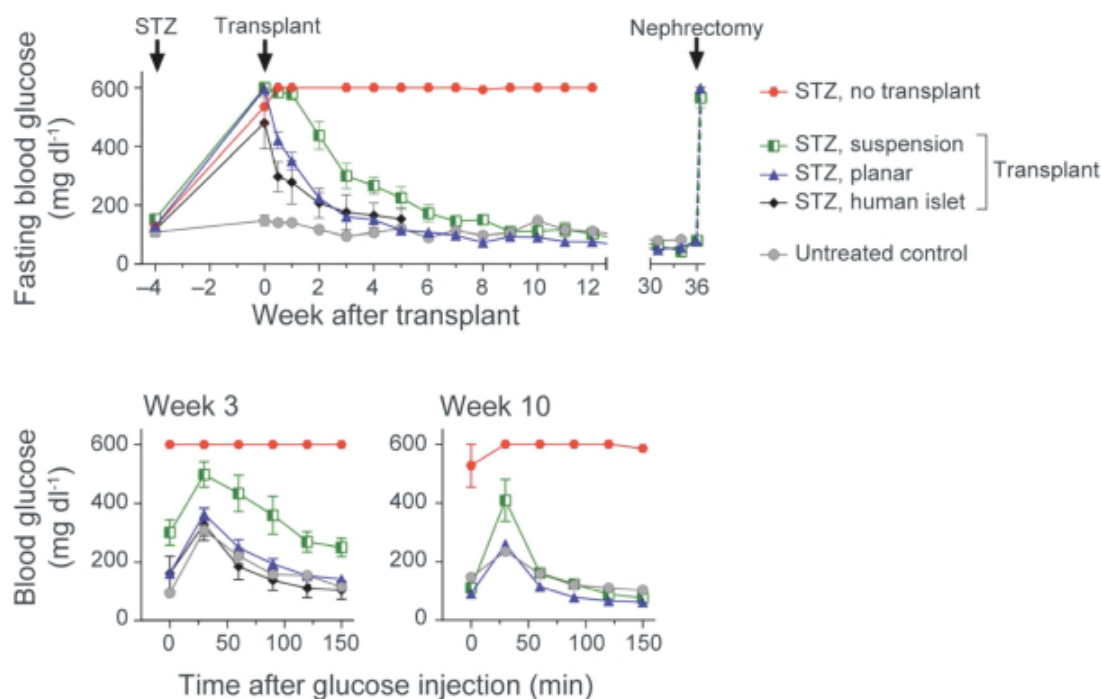
Human iPSC-Derived Beta Cells Exhibit Glucose-Induced Insulin Release



Human islets from cadaveric pancreases (gold standard) exhibit robust insulin secretion in response to an increase in glucose levels. Human iPSC-derived beta cells using technology licensed from Washington University in St. Louis show similar dynamics of insulin secretion to the cadaveric islets.

These stem cell-derived beta cells were tested in a mouse model of Type I diabetes induced by the beta cell toxin, streptozotocin. When transplanted into the kidney of the diabetic mice, these beta cells normalize glucose levels in an equivalent fashion to primary human islets. The diabetic glucose levels return when the grafts are surgically excised (nephrectomy). Similar to the human phenotype, diabetic mice cannot normalize circulating glucose levels following a glucose injection. Following transplantation of our beta cells, these mice rapidly normalized blood glucose in an equivalent fashion to both non-diabetic mice and diabetic mice that received human primary islet transplants.

In vivo Performance of iPSC-Derived Beta Cells in a Mouse Model of T1DM



Top: Normalization of blood glucose levels after transplantation of cadaveric human islet cells or iPSC-derived islet cells obtained by planar or suspension differentiation (Washington University technology). Note the rapid normalization of blood glucose with cadaveric and stem cell-derived islets with the planar protocol, with slower normalization using the suspension protocol. In all groups, removal of the graft by nephrectomy re-induced diabetes, indicating the correction resulted from the transplant. STZ, streptozotocin, is a toxin for beta-islet cells that induces diabetes in animal models. Bottom: Normalization of blood glucose after glucose injection by transplantation of cadaveric islet cells or iPSC-derived islet cells. Note the more complete normalization using the planar protocol. Groups are defined by the same symbols shown in the middle panel. From Högberg et al, *Nature Biotechnology* 2020.

An important challenge for any beta cell program is protecting the pancreatic islet cells from the immune system, particularly given that T1DM patients already have a pre-existing immune response to the pancreatic beta cell. We believe we may have a differentiated ability to address this challenge given our hypoimmune technology. Importantly, data from the cross-over portion of our hypoimmune NHP study shown previously highlights the potential of the hypoimmune technology to prevent systemic immune activation even in the scenario where there are preexisting T cells and antibodies reactive to the cell.

Development Plan and Key Next Steps

Our next important milestone is to make beta cells from hypoimmune modified NHP iPSCs and transplant them into NHPs. These data should provide substantial insight into the potential of the hypoimmune edits to protect beta cells from allogeneic rejection. We are also working on our scaled manufacturing process to create a robust, consistent, and scaled therapy. Making the hypoimmune gene edits requires early investment in GMP iPSCs and GMP gene modification reagents. We are working through the process development and IND-enabling studies to allow for an IND filing for SC451 as early as 2023.

GPC Program

Our GPC program aims to deliver healthy allogeneic GPCs, the precursors to both astroglia and myelin-producing oligodendrocytes. This program has the potential to treat myelin and glial-based disorders, which

represent a broad group of debilitating neurological disorders, such as multiple sclerosis and a number of neurodegenerative disorders, none of which have effective treatment alternatives. We intend to develop our stem cell derived GPC therapies for secondary progressive multiple sclerosis, Pelizaeus-Merzbacher disease other disorders of myelin, Huntington's disease, and other astrocytic diseases. Our goal is to file three INDs for SC379 as early as 2023.

Background on Myelin and Glial Based Disorders

Glial cells are the support cells of the human CNS, within which they are the most abundant cells. The two major types of CNS-derived glial cells are oligodendrocytes—the cells that produce myelin, the insulating substance of the brain's white matter that enables neural conduction and astrocytes, the support cells of neurons and their synapses. These two kinds of glial cells arise from human GPCs (hGPCs), which are the major dividing cell type of the adult brain and are responsible for remyelination in the injured and demyelinated adult brain and spinal cord.

Diseases of glial cells are among the most prevalent and disabling conditions in neurology. These disorders include the disorders of oligodendrocyte loss and myelin failure—such as progressive multiple sclerosis, vascular white matter loss, and the childhood leukodystrophies – and the disorders of astrocytes, which include a number of neurodegenerative and psychiatric disorders, that include Huntington disease (HD), amyotrophic lateral sclerosis (ALS), and frontotemporal dementia (FTD), among others. What all these disorders have in common is a significant glial contribution to their pathogenesis, and a lack of disease-modifying treatment options.

Congenital Leukodystrophies. A number of hereditary disorders of oligodendrocyte loss or dysfunction are characterized by a failure in myelin synthesis or structural stability. Tens of thousands of children in the United States suffer from diseases of myelin loss. These include the metabolic demyelinations such as adrenoleukodystrophy; the lysosomal storage disorders, such as metachromatic leukodystrophy; the hypomyelinating diseases, such as Pelizaeus-Merzbacher disease; the myelinoclastic disorders, including vanishing white matter disease, and most commonly of all, cerebral palsy. The most prototypic example of this class of diseases is Pelizaeus-Merzbacher disease (PMD), an X-linked leukodystrophy most often manifesting in male infants and young boys, caused by mutations in the oligodendrocytic PLP1 gene, which results in widespread hypomyelination. There is no treatment for PMD, which is typically fatal in childhood. We intend to deliver intracerebral transplants of stem cell-derived GPCs to the brains of PMD patients, with the goal of replacing PLP1 mutant oligodendrocytes with healthy cells capable of producing normally compact myelin. Prevalence of PMD in the general population is estimated to be approximately 1 in 100,000 in the United States. While we are initially targeting PMD as our proof of concept, congenital leukodystrophies as a group affect a more significant population, or about 1 in 7,600 births.

Multiple Sclerosis (MS). MS is a debilitating disease characterized by both inflammatory myelinolysis and degenerative axonal loss. There are two major forms, the initial relapsing remitting form, known as RRMS, and its later progressive neurodegenerative phase designated secondary progressive MS (SPMS). RRMS is characterized by clearly defined attacks with new or increasing neurologic symptoms. In contrast, SPMS is characterized by progressive neurodegeneration with a loss of neurons, including those that were previously demyelinated during the RRMS phase of the disease. The demyelination occurs in a diffuse fashion throughout the adult brain and appears to reflect a loss of axonal support by local oligodendrocytes. The delivery of GPCs into such chronically demyelinated brain may offer tangible benefits through the oligodendrocytic engagement of axons, as well as by myelin repair. MS is highly prevalent, with estimates of up to 1.0 million in the United States, 600,000 in Europe, and 2.8 million patients globally. Approximately 85% of MS patients receive a diagnosis of RRMS initially while 15% of patients are diagnosed with primary progressive MS (PPMS). Up to a third of RRMS patients transition to secondary progressive MS within a decade if untreated, and most will progress to SPMS within 20-25 years of diagnosis. Success with a stem cell derived GPC product in SPMS, and especially with a hypimmune product, could enable further expansion into the RRMS patient population.

Huntington's Disease (HD). HD is a neurodegenerative disorder in which glial pathology appears to make a significant causal contribution. It is an autosomal dominant disorder characterized by abnormally long CAG repeat expansions in the first exon of the Huntingtin gene. The encoded polyglutamine expansions of mutant huntingtin protein disrupt its normal functions and protein-protein interactions, ultimately yielding widespread neuropathology, most rapidly evident in the neostriatum. We have found that glial pathology is a major contributor to the functional deficits of HD and repairing the glial pathology has significant and positive effects in animal models. There are approximately 41,000 symptomatic Americans and more than 200,000 at-risk of inheriting HD. In Europe, there are approximately 50,000 patients with HD.

Current Treatment Landscape and Unmet Need

Congenital Leukodystrophies. There are no viable treatment options for these conditions, only supportive and palliative therapies for symptoms as they present.

MS. Current treatments for MS as are largely limited to treatments for RRMS; few treatments are approved for SPMS, and these have at best marginal efficacy in delaying disease progression; none are restorative. Currently approved treatments for RRMS may be divided into three broad categories of disease modifying therapies: (i) first line injectables (such as beta-interferons, Copaxone), (ii) newer oral agents (such as Tecfidera, Gilenya, Mayzent, Zeposia), and (iii) high-efficacy agents (such as Tysabri, Lemtrada, Ocrevus). Many neurologists have adopted anti-CD20 B-cell therapies like Ocrevus as a first line therapy in an effort to treat MS aggressively upfront. While these therapies are very potent immunosuppressive agents, there are significant associated side effects, including depletion of B-cells, which can result in increased risk of infections. Furthermore, the majority of therapeutics are only approved and effective in RRMS; while Ocrevus and Mayzent have been approved in progressive forms of MS, their efficacy in SPMS is limited to slowing disease progression. Despite many recently successful drug launches in the RRMS space, these drugs still only slow the progression of disease and aid in the recovery from attacks, and there remains no treatment that confers functional restoration or effective cure for this disease.

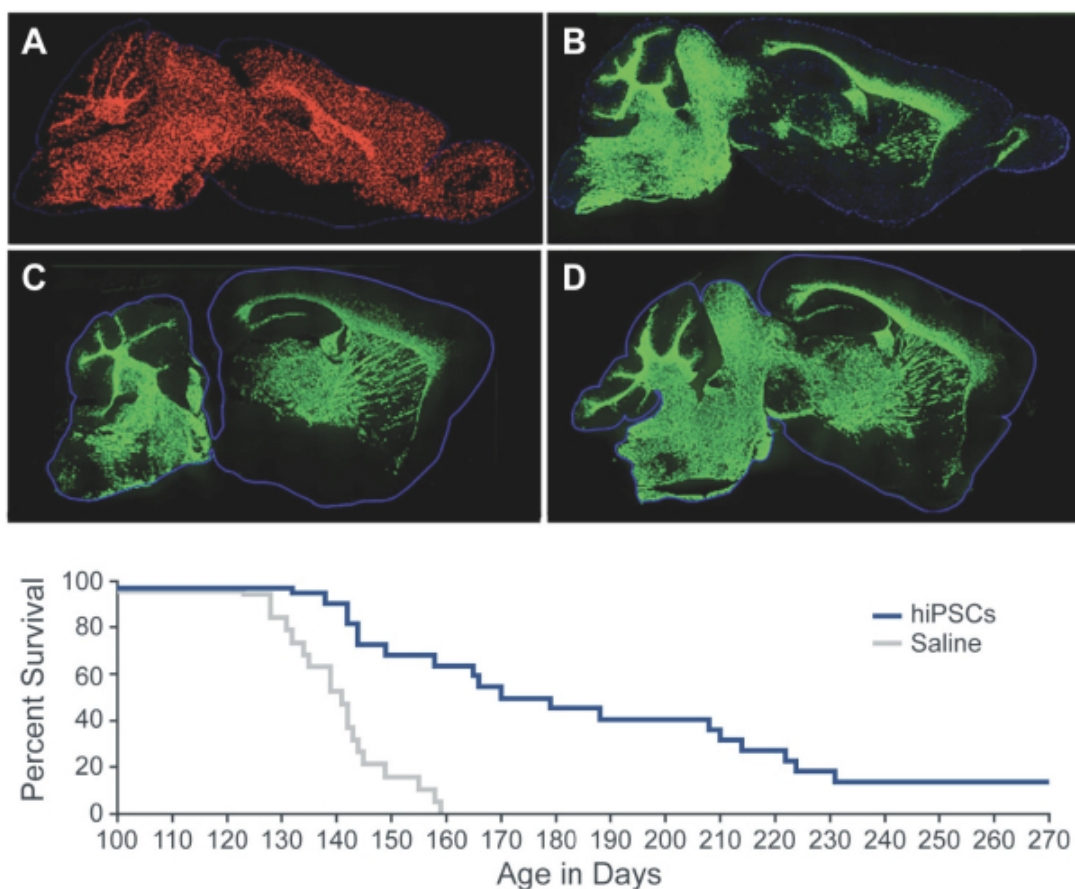
HD. Currently, there is no treatment to stop or reverse Huntington's disease. Treatment is limited to several medications that can help minimize symptoms, including the drug tetrabenazine, antipsychotic drugs, antidepressants, and tranquilizers.

Our GPC Program Approach

Our approach to treat myelin and neurodegenerative disorders is via the delivery of healthy allogeneic stem cell-derived GPCs. We have developed the methods for producing and isolating these cells from pluripotent stem cells and delivering them in the purity and quantities necessary for their replacement of endogenous diseased cells. We believe that both the myelin disorders and glial-based neurodegenerative conditions have compelling potential for our *ex vivo* therapy.

Preclinical Data

Congenital Leukodystrophies. The capacity of stem cell-derived GPCs for remyelination has been conducted in animal models of congenital hypomyelination. Our collaborators used newborn *shiverer* mice that have a genetic defect in myelin basic protein (MBP), resulting in their neurons being hypomyelinated and the mice having a shortened lifespan. When iPSC-derived hGPCs were transplanted into these mice, the cells spread widely throughout the brain, developing as astrocytes and oligodendrocytes. These oligodendrocytes generated mature myelin that effectively restored neuronal conductance and prolonged survival in the transplanted mice. We believe that these data suggest the feasibility of iPSC-derived hGPC implantation in treating childhood disorders of myelin formation and maintenance, as depicted in the figure below:

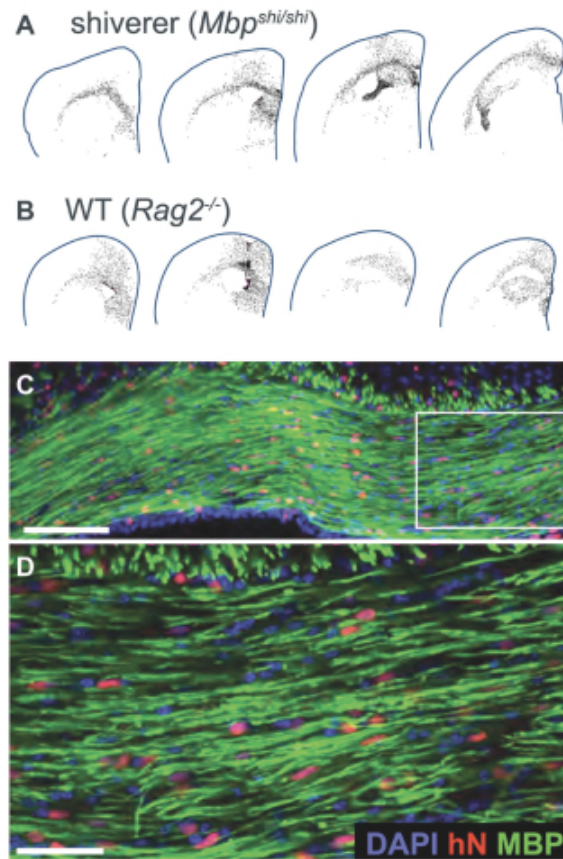


hGPCs myelinate widely to greatly extend the survival of hypomyelinated mice. A, Dot map indicating distribution of human iPSC-derived GPCs at 7 months of age, following neonatal engraftment in a *shiverer* mouse brain. Widespread colonization and chimerization of the host brains by iPSC-derived hGPCs is evident (human nuclear antigen, red). B, iPSC-derived hGPC-derived myelination in *shiverer* forebrain, at 7 months; section 1 mm lateral to A. Myelin basic protein (MBP)-immunoreactivity (green) is all human donor-derived. C, D, Myelination in sagittal sections taken at different mediolateral levels from 2 additional 7 month-old mice, each engrafted with iPSC-derived hGPCs at birth. E, Kaplan-Meier plot of survival of iPSC-OPC implanted (n=22) vs. saline-injected (n=19) control mice. Scale: A-B, 2 mm. Adapted from Wang, Cell SC 2013.

MS. Our prior studies established the ability of stem-cell derived hGPCs to myelinate the developing *shiverer* brain and rescue the afflicted mice; however, the experimental subjects were neonates, not adults. Until recently, it was unclear whether GPCs are able to migrate extensively in adult brain tissue, as would be required for the repair of diffusely demyelinated adult brains. To explore whether the introduction of stem-cell derived

hGPCs delivered directly into the adult brain could remyelinate axons in the setting of diffuse demyelination, as might be encountered clinically in multiple sclerosis and other causes of diffuse adult demyelination, our collaborators studied three different biologic models. First, it was shown that stem-cell derived hGPCs can disperse within and myelinate the brains of adult *shiverer* mice (as depicted in the figure below). Second, it was shown that neonatally-engrafted hGPCs engrafted as a neonate can generate new oligodendrocytes and remyelinate demyelinated axons after chemically induced demyelination. This result demonstrated the ability of already-resident hGPCs to remyelinate previously myelinated axons after a new demyelinating insult as an adult, as well as the ability of transplanted hGPCs to reside as a functional reservoir of new myelinogenic cells in the host brains. Third, it was shown that hGPCs transplanted into the adult brain after chemically induced demyelination can remyelinate denuded axons. These data indicate that transplanted hGPCs can disperse broadly and differentiate as myelinogenic cells in the adult brain, and that they are able to remyelinate demyelinated axons and white matter lesions of the brain after an insult as an adult.

hGPCs Mediate Robust Myelination After Transplantation into the Adult *Shiverer* Brain



Human GPCs proved both highly migratory and robustly myelinogenic, after delivery to the hypomyelinated adult *shiverer x rag2^{-/-}* brain. A, By 19-20 weeks of age (mice were injected as post-weaning adults, at 4-6 wks) the injected cells had dispersed broadly throughout the forebrain white matter. B, hGPCs delivered to myelin wild-type *rag2^{-/-}* mice distributed throughout both gray and white matter. C, Oligodendrocyte differentiation and myelinogenesis by donor hGPCs was robust, with myelination of brain regions that would typically be demyelinated in *shiverer* mice. D, a higher power image of C shows the high proportion of donor cells in those brain regions. Note that DAPI marks all nuclei, hN marks the hGPCs, and MBP marks the remyelinated regions in C and D. From Windrem et al, *Cell Reports* 2020.

HD. Our collaborators explored the cellular basis for HD related glial pathology and identified significant defects in potassium channel and glutamate uptake mechanisms in HD glia, which appeared to account for both the glial pathology and its deleterious effects on synaptic function. Together, these studies indicated a critical role for glial pathology in the progression of HD and suggested the potential for glial cell replacement as a therapeutic strategy in HD, and more broadly, to other neurodegenerative diseases in which glial pathology might be causally contributory. It was confirmed in preclinical mouse studies that stem-cell derived hGPC transplant ameliorated both the neuronal and glial pathology of HD by restoring synaptic homeostasis and normal synaptic function to the most affected regions of the host brain.

The majority of the studies with human GPCs thus far have been xenogeneic grafts of human GPCs to neonatal or adult mice or rats (and in a small sample POC study limited to adult tissue-derived hGPCs, NHPs). Our collaborators have also performed studies with murine GPCs transplanted into both developing and adult mice, which have confirmed allogeneic GPC migration and integration. However, we have no assurance that human GPC engraftment of human brain will result in the widespread migration and colonization of host brain that is seen with xenogeneic grafts. To better model the human-to-human graft paradigm, our collaborators have therefore established a new model, whereby neonatal mice are first colonized with human hGPCs genetically tagged via CRISPR/Cas insertion of a fluorescent reporter, and then allowed to grow to adulthood. The human cells outcompete the resident mouse GPC population to largely humanize the host white matter. Human hGPCs tagged with a different color are then transplanted the already glial-humanized adult mice to assess the ability of the newly introduced human GPCs to compete with the human glia already resident in the host mouse brain. This model allows observation of the competitive interactions of the two separately tagged human GPC populations. The human-into-human grafts expanded and integrated well in their humanized host, with competitive interactions whose outcomes appear dictated by their respective cellular ages, disease phenotype, and metabolic efficiencies. As might be anticipated in the clinical setting of healthy cells being transplanted for the purpose of replacing lost or diseased hGPCs, the healthy donor cells outcompete both diseased and older cells to ultimately colonize the hosts. The recent establishment of this model, and its resultant data, have provided preclinical assurance of the fundamental premise of our approach, that healthy human donor cells can replace lost or diseased human cells *in vivo*. That said, this determination remains to be made in patients.

GMP Grade Stem Cell Derived hGPCs for Clinical Studies

A protocol to direct differentiation of human ESCs, as well as iPSCs, to hGPCs has been established. These hGPCs cells remain bipotential for astrocytes and oligodendrocytes, and they differentiate to either fate depending on local signaling.

This protocol has been transferred to a GMP facility in order to enable production of clinical grade cells for both safety and efficacy testing. These cells have been validated to robustly remyelinate *shiverer* mouse brains upon intracerebral transplantation. We plan to use these cells for our IND-enabling studies and initial clinical trial material.

Development Plan and Key Next Steps

Progression of SC379 to IND is planned to follow completion of definitive safety and toxicology studies. Of note, in our studies to date, now spanning several thousand mice engrafted with hGPCs using our differentiation protocols, we have observed no evidence of tumorigenesis. Definitive preclinical efficacy studies using the anticipated clinical product are also planned and will replicate studies that we have published. We have already held pre-IND meetings with the FDA for SPMS and HD. We expect to file IND applications for SC379 for SPMS, PMD, and HD beginning as early as 2023.

Cardiomyocyte Program

Background on Heart Failure

Heart failure (HF) is a classic example of a disease of cell loss, ideally suited to the application of *ex vivo* engineered cells. The clear but ambitious goal of our program is to replace missing cells after a myocardial infarction, commonly known as a heart attack, in an attempt to restore heart function and improve outcomes for patients. HF is a life-threatening syndrome, and patients with HF have a mortality rate of 20-30% within one year of diagnosis and a mortality rate of around 50% within five years of diagnosis.

HF with reduced ejection fraction (HFrEF), is a severe form of HF where heart muscle is unable to contract, and therefore pump, adequately. HFrEF is most frequently a consequence of a loss of heart muscle cells (cardiomyocytes), following a myocardial infarction. In the United States, there were approximately 380,000 deaths associated with HF in 2018 according to the United States Centers for Disease Control and an overall prevalence of approximately 6 million people with HF, with similar numbers in Europe. The heart is one of the least regenerative organs in the human body, and when cardiomyocytes are lost following a heart attack, they are replaced by scar tissue, which results in further diminished pump function.

In general, HF has been a challenging area for drug and device development, including only one new drug, Entresto, approved in the last 20 years, and a limited number of devices introduced including electrical resynchronization therapy and implantation of left ventricular assistance devices (LVADs). These approaches provide only symptomatic relief and do not address the underlying loss of cardiomyocytes associated with HFrEF. As a result, HFrEF currently remains a progressive and deadly disease with a large unmet need worldwide.

To date, efforts to develop cell-based therapies to address this unmet need have provided little evidence of clinical benefit. Importantly, these attempts have typically utilized cells such as bone marrow-derived mononuclear cells and mesenchymal stromal cells where any potential benefit would be limited to paracrine mechanisms and not the direct replacement of lost cardiomyocytes.

Our cardiomyocyte program aims to directly regenerate the heart, by replacing lost cardiomyocytes with iPSC-derived cardiomyocytes, with the goal of restoring heart muscle and increasing ejection fraction, which is the percentage of blood the heart pumps with each heartbeat. Replacement of lost cardiomyocytes with iPSC-derived cardiomyocytes that engraft and function correctly has the potential to prevent or even reverse the progression of HFrEF.

Developing an ideal stem cell-derived cardiomyocyte therapy involves many steps, including:

- differentiating cardiomyocytes at scale that engraft upon transplantation, beat in synchrony with the host heart muscle, and improve heart function;
- engineering cardiomyocytes to avoid rejection due to the host immune response to the transplanted cells, without requiring immunosuppression; and
- addressing the risks associated with potential transient arrhythmias, or temporary abnormal heart beats, following transplantation.

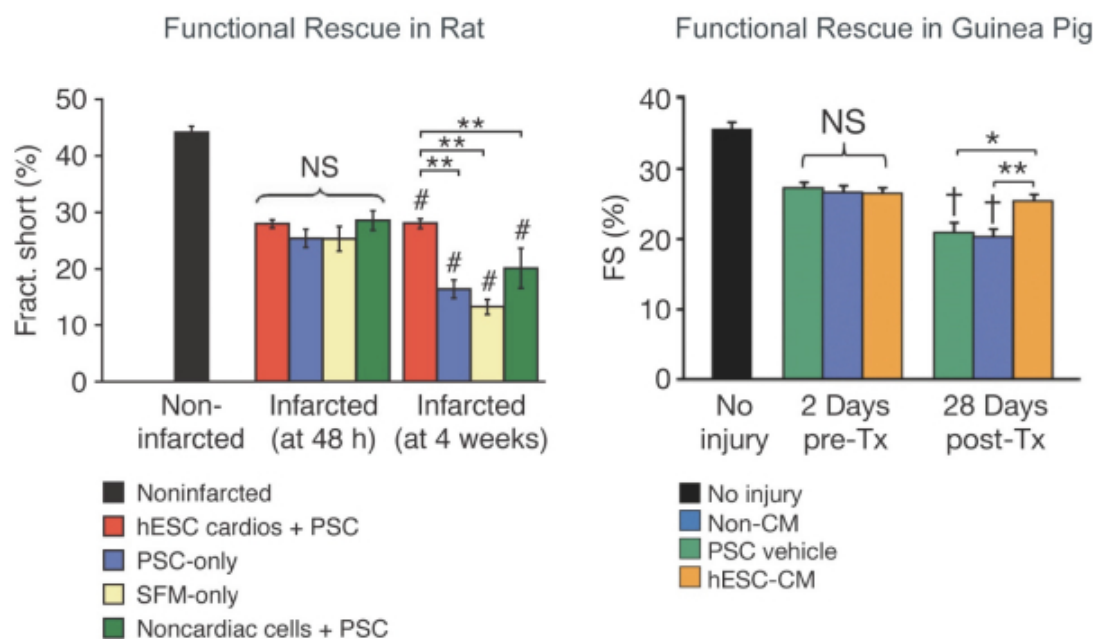
Differentiating Cardiomyocytes at Scale that Engraft, Beat Correctly and in Synchrony with the Host Heart Muscle, and Improve Host Heart Function

Scientists, including Dr. Chuck Murry, our Senior Vice President, Head of Cardiometabolic Cell Therapy, have been working for over 20 years towards developing a regenerative therapy for HFrEF with the goal of transplanting cardiomyocytes derived from human pluripotent stem cells that engraft, function, and persist in the human heart *in vivo*. The groundwork for potential future clinical development has been laid by key breakthroughs such as the ability

to direct the differentiation of stem cells selectively into cardiomyocytes, including producing pharmaceutical grade cardiomyocytes at large scale in bioreactors, and the ability to transplant such cardiomyocytes to induce remuscularization of injured hearts.

Initial preclinical attempts to remuscularize the infarcted heart were unsuccessful due to death of the transplanted cells within a few days of delivery. None of the animals with failed engraftment showed improvement in cardiac function, indicating that engraftment is essential for functional improvement. Our collaborators developed a pro-survival cocktail that kept cells alive through the rigors of transplantation, allowing the cardiomyocytes to self-assemble into new muscle tissue and induce ingrowth of new blood vessels and connective tissue from the surrounding heart muscle. Once engraftment was successful, cardiac function improved. As our collaborators' capabilities to scale cell manufacturing increased, studies progressed from mice to rats to guinea pigs, all showing improved function:

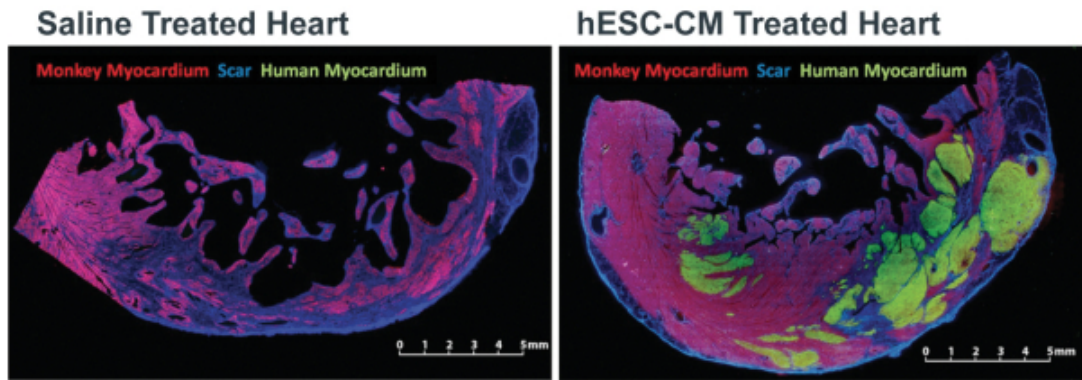
Human ESC-Cardiomyocytes Improve Function in Injured Rat and Guinea Pig Hearts



Left panel: functional rescue in rat. All groups showed comparably reduced fractional shortening after infarction at 2 days pre-transplantation (Pre-Tx). At 28 days post-transplantation there was preservation of fractional shortening in animals receiving hESC-cardiomyocytes, with deterioration of function in all other groups. PSC, pro-survival cocktail. SFM, serum-free media. ** $p < 0.01$; # $p < 0.05$ vs. 2 days Pre-Tx. Right panel: functional rescue in guinea pig. Following cardiac injury at 2 days before transplantation, all groups showed comparably reduced fractional shortening. At 28 days post-transplantation there was preservation of function in animals receiving hESC-cardiomyocytes (hESC-CM), with deterioration of function in other groups. * $p < 0.05$. ** $p < 0.01$. † $p < 0.05$ vs 2 days Pre-Tx. From Laflamme et al, Nature Biotechnology 2007 (left) and Shiba et al, Nature 2012 (right).

Current methods demonstrate regeneration of the hearts of large animals including pigs and NHPs by transplanting human ESC-derived cardiomyocytes (hESC-CM). The figure below shows low magnification microscopic images from NHP hearts that were infarcted and then received either hESC-CM or saline controls. The replacement of heart muscle by scar tissue is evident in the saline-treated heart, whereas human heart muscle has repopulated the infarct in the hESC-CM treated group.

Remuscularization of the Heart of an NHP by hESC-CM Transplantation



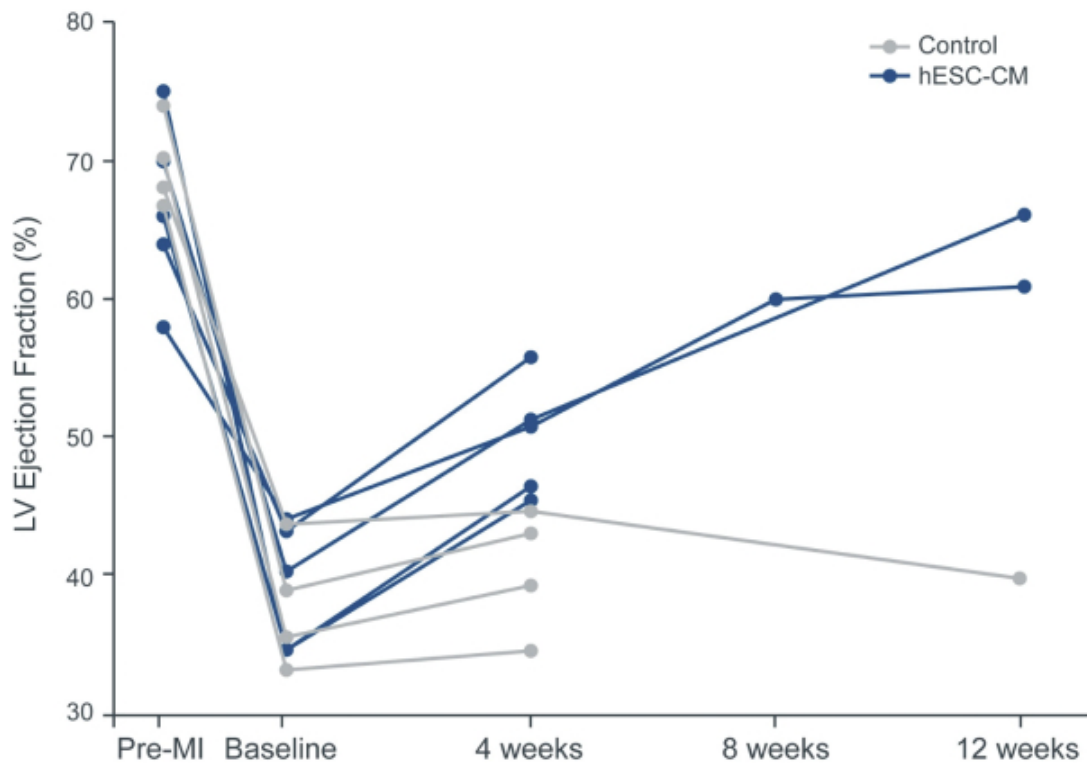
The saline-treated heart (left) shows infarct scar tissue (blue) replacing the myocardium lost to infarction. The hESC-CM treated heart (right) shows a large graft of human heart muscle (green) replacing the myocardium lost to infarction. From Liu et al, Nature Biotechnology 2018. Scale bar, 5 mm.

We conducted an experiment to help us understand the mechanism of action and learn whether the transplanted muscle beat in synchrony with the host heart muscle. hESC-CMs were genome-edited to express a protein that fluoresced green with each contraction, and their behavior was studied after transplantation into an infarcted macaque heart. hESC-CMs showed 1:1 synchrony with the host heart, indicating that the graft follows the heart's natural pacemaker, an essential result for heart regeneration.

A final question was whether this regeneration improves the function of the injured heart. To assess this, engrafted NHP hearts were studied by magnetic resonance imaging (MRI), the gold standard for assessing cardiac contractile function. As illustrated in the figure below, myocardial infarction induced a 25-point drop in left ventricular ejection fraction, the fraction of blood ejected from the heart with each beat.

Control animals receiving a saline injection showed no significant improvement at 4 or 12 weeks, as expected. In contrast, four weeks after receiving hESC-CMs, ejection fraction improved by approximately 10 points, and by 12 weeks, it had improved by a total of approximately 22 points. While the number of animals followed out 12 weeks is limited, cardiac remuscularization in this study restored ventricular function back into the normal range. In contrast, the current standard of care for myocardial infarction, including reperfusion via angioplasty, ACE inhibitors, and beta blockers, increases ejection fraction by approximately 6 points.

Restoration of Cardiac Function in NHPs by Transplantation of Human ESC-derived Cardiomyocytes (hESC-CM)



Myocardial infarction reduces ejection fraction (a measure of cardiac function), and there is no spontaneous recovery in control animals receiving a saline injection (gray). All animals receiving hESC-CM (blue) showed significant improvement by 4 weeks, and by 12 weeks after treatment, cardiac function was restored to the normal range.

In summary, structural data demonstrating extensive remuscularization of the infarcted heart in conjunction with physiologic and pharmacodynamic data provide evidence that the transplanted cardiomyocytes directly restore heart contractile function.

Engineering the cells to avoid rejection due to the host immune response to the transplanted cells

Initially, we plan to establish safety with first-in-human clinical trials of our cardiomyocyte cell therapy using immunosuppression to reduce the risk of a host immune response to allogeneic transplanted cells and the potential immune rejection. Our collaborators have studied immunosuppressive regimens in NHP by transplanting rhesus cardiomyocytes derived from stem cells into the hearts of mismatched recipient NHP. An immunosuppressive regimen was identified that keeps the allogeneic grafts alive long term and is considerably less toxic than regimens used for heart transplantation. However, an approach that obviates the need for an immunosuppression regimen has the potential to improve safety and patient eligibility. Therefore, as part of our program lifecycle we intend to switch to a hypoimmune stem cell-derived cardiomyocyte over time, as this should allow us to eliminate or reduce the immune suppression required for durable maintenance of these cells.

Addressing the risks associated with potential transient arrhythmias, or abnormal heart beats, following cell transplantation

The term engraftment arrhythmia refers to a transient period of unstable electrical activity that occurs in some species over approximately four weeks following cardiomyocyte transplantation. Engraftment arrhythmias were not observed in mice, rats, or guinea pigs, but they are observed in NHPs, where they cause mild symptoms, and farm pigs, where they cause more significant symptoms. The arrhythmias follow a stereotypical course, where they increase in frequency and duration, plateau for a variable period, and then wane until the heart has normal rhythm once again. Once the heart rhythm stabilizes, the arrhythmias seem to disappear permanently. We are planning to explore three ways to address engraftment arrhythmias: pharmaceutical interventions, genetic modifications to the cardiomyocytes, and adjusting the stage of differentiation of the cardiomyocytes. Because we do not yet know the impact of the potential for these arrhythmias in humans, we plan to do our first human studies in patients with an implanted left-ventricular assist device (LVAD) in order to mitigate any clinical sequelae if they emerge.

Development Plan and Key Next Steps

Our key milestones include completing GLP toxicology studies and additional efficacy and safety studies in NHPs and pigs, with the goal of filing an IND for SC187 as early as 2023. We plan to begin clinical testing, starting with patients suffering from advanced heart failure who receive a LVAD as a bridge to heart transplantation. The goal of this initial study to assess the safety of stem-cell derived cardiomyocytes in humans. Based upon safety results of initial clinical studies, we may have the opportunity to explore this therapy in earlier-stage patients, including patients with acute heart failure after significant myocardial infarction.

SanaX

Despite the significant advances in the development of successful cell and gene therapies that have been made to date, there remain a number of fundamental limitations of existing technologies that prevent achieving the maximal breadth of application of these new therapeutic approaches. We wish to lead both the present and future of cell and gene therapy, and we are therefore committed to investing in research and other activities that will ensure a leadership position for the long-term. Towards this end, we have established SanaX as a distinct research arm.

In contrast to the industry's traditional research activities which are focused primarily on near-term product development using existing technologies, SanaX is devoted to finding solutions to the limitations of today's technology in order to expand the breadth of therapeutic opportunities. SanaX research efforts are aimed at making fundamental improvements to existing technologies and establishing new paradigms for gene and cell delivery that will ultimately lead to the development of completely new therapeutic modalities.

Truly novel technology development requires the unique ability to thoughtfully marry rigorous experimental science with specific technical goals. Often, fundamental biological problems must be understood in depth in order to define the pathway to a new technological and therapeutic capability. SanaX has established a unique physical and cultural environment with individuals that possess the requisite intellectual and technical capabilities essential for success. One characteristic of the SanaX research environment that we believe will be extremely valuable is a "nimbleness" that enables the team to immediately embrace new technical or scientific information and/or meet specific unanticipated therapeutic needs. In addition, several collaborative efforts with outside investigators possessing specific biological sector expertise have been established to enhance our internal efforts.

Current SanaX research activities are focused in several areas where we believe advances in technology are most critical. Some of these efforts include:

- evaluating the use of cells, rather than viruses, as delivery vehicles;

[Table of Contents](#)

- re-purposing several different virus vector systems to expand the therapeutic payloads that may be delivered by the different viruses;
- developing novel approaches to the production of different viral vectors;
- developing novel methods for enabling the exogenous control of transgene expression via small molecule drugs;
- developing new paradigms for genetically manipulating specific arms of the immune response in order to engender immunological tolerance to specific antigens, cells, and organs; and
- COVID-19 related research focused on the delivery of specific anti-SARS-Cov-2 antibodies and the evaluation of novel direct anti-viral strategies.

Dr. Mulligan, our Executive Vice-Chairman and Head of SanaX, directly oversees the SanaX research effort. SanaX maintains an independent research budget in order to ensure that these longer-term, disruptive priorities are not sacrificed for near-term needs. Once SanaX develops an understanding of how a technology can translate into the clinic, a program will move from SanaX into our internal R&D and manufacturing organization or partnered externally.

Manufacturing Strategy and Approach

While the field of cell and gene therapy has had a number of successes with innovative therapies, the challenges of manufacturing at industrial scale have limited access for patients in need. As was the case during the initial development of recombinant biologics, an improvement to our ability to characterize these products will be essential to increasing patient access. It is especially critical to have an in-depth understanding of the impact of manufacturing processes on the product quality attributes and resulting clinical performance of the product.

From inception, we have recognized the key role manufacturing plays in enabling the access of these innovative engineered cells as medicines. Two areas of particular focus are product analytical and biological characterization, leading to a better definition of critical product attributes, as well as process understanding, leading to better control the impact of process parameters on these critical product attributes.

We have developed a manufacturing strategy that supports our vision of democratizing access with early investments in people, technology, and infrastructure:

- establishing a team with diverse, experienced talents with extensive knowledge of both the process and analytical sciences in the field of cell and gene therapy, as well as CMC product development expertise from preclinical to global commercialization;
- establishing multiple manufacturing platforms for our diverse portfolio; and
- establishing infrastructure from lab bench to a GMP manufacturing network and supply chain.

To support our *in vivo* and *ex vivo* development pipeline, we are initially establishing three manufacturing platforms: viral vector, allogeneic T cells, and PSC-derived.

While the three manufacturing platforms are very different in terms of the manufacturing process and supply chain, they also share some common challenges and opportunities. For example, product characterization and analytical development are critical, and these capabilities are fungible across platforms. In addition, we are focusing on some of the key areas in each of the platforms to enable scaled manufacturing. For the viral vector platform, we are starting early in the research phase with suspension culture process in bioreactors similar to protein biologics to maximize process yield and batch to batch process robustness at scale. Transfer to these bioreactors later in development can complicate product comparability assessments. For the allogeneic T cell

[Table of Contents](#)

program, we are focusing on scaling the multiplex gene editing process and understanding of the impact of the variability of the starting material from healthy donors to on product quality. For stem-cell derived therapies, such as beta cells, cardiomyocytes, and glial progenitor cells, we are focusing on developing a scalable process and analytical technologies to characterize stability of the starting cells, end cell products, and critical product quality attributes.

To establish our manufacturing capability, we started with a non-GMP pilot plant for *in vivo* and *ex vivo* engineered cell platform processes with up to 200L bioreactor scale. This provides the infrastructure for process and technology development, technology transfer support, and production for non-GMP material such as GLP toxicology study material. In addition, we are taking a hybrid approach to establish our end-to-end supply chains for the three manufacturing platforms, leveraging a combination of internal manufacturing capability and external contract development and manufacturing organizations (CDMOs) for clinical supplies, in a staged manner:

- we will utilize CDMOs for GMP supplies initially to support the upcoming INDs and clinical supplies; and
- we intend to build the internal manufacturing facilities needed to support late-stage clinical trials and commercialization of therapies across our pipeline.

Competition

There are other companies that have stated that they are developing cell and gene therapies that may address oncology, diabetes, CNS disorders, and cardiovascular diseases. Some of these companies may have substantially greater financial and other resources than we have, such as larger research and development staff and well-established marketing and salesforces, or may operate in jurisdictions where lower standards of evidence are required to bring products to market. For example, we are aware that some of our competitors, including Novartis, Gilead, BMS, Novo Nordisk, Johnson & Johnson, Allogene, CRISPR Therapeutics, Precision Biosciences, Caribou, Fate Therapeutics, Century Therapeutics, Bluebird Bio, Orchard Therapeutics, Arivant, Sanofi Pasteur, Editas, Beam, Viacyte, Vertex, Eli Lilly, Astellas, and Bayer might be conducting large-scale clinical trials for therapies that could be competitive with our *ex vivo* and *in vivo* programs. Among companies pursuing *ex vivo* and *in vivo* cell engineering, we believe we are substantially differentiated by our robust intellectual property portfolio, extensive research, rigorous and objective approach, and multidisciplinary capabilities.

Intellectual Property

We strive to protect and enhance the proprietary technology, inventions, and improvements that are commercially important to our business, including seeking, maintaining, and defending patent rights, whether developed internally or licensed from our collaborators or other third parties. Our policy is to seek to protect our proprietary position by, among other methods, filing patent applications in the United States and in jurisdictions outside of the United States related to our proprietary technology, inventions, improvements, and product candidates that are important to the development and implementation of our business. We also rely on trade secrets and know-how relating to our proprietary technology and product candidates, continuing innovation, and in-licensing opportunities to develop, strengthen, and maintain our proprietary position in the field of cell and gene therapy. We additionally plan to rely on data exclusivity, market exclusivity, and patent term extensions when available, and plan to seek and rely on regulatory protection afforded through orphan drug designations. Our commercial success may depend in part on our ability to obtain and maintain patent and other proprietary protection for our technology, inventions, and improvements; to preserve the confidentiality of our trade secrets; to maintain our licenses to use intellectual property owned by third parties; to defend and enforce our proprietary rights, including our patents; and to operate without infringing on the valid and enforceable patents and other proprietary rights of third parties.

We have in-licensed and developed numerous patents and patent applications, which include claims directed to compositions, methods of use, processes, dosing and formulations, and possess substantial know-how and trade secrets relating to the development and commercialization of our cell engineering platforms and related product candidates, including related manufacturing processes. As of December 31, 2020, our in-licensed and owned patent portfolio consists of approximately 26 licensed U.S. issued patents, approximately 43 licensed U.S. pending patent applications, and approximately 18 owned U.S. pending patent applications, as well as approximately 33 licensed patents issued in jurisdictions outside of the United States, approximately 151 licensed patent applications pending in jurisdictions outside of the United States (including approximately 19 licensed pending Patent Cooperation Treaty (PCT) applications), and approximately three owned patent applications pending in jurisdictions outside of the United States (including approximately three owned pending PCT applications) that, in many cases, are counterparts to the foregoing U.S. patents and patent applications. The patents and patent applications outside of the United States in our portfolio are held primarily in Europe, Canada, Japan, and Australia. For information related to our in-licensed intellectual property, see the subsection titled under “—Key Intellectual Property Agreements.”

As for the product candidates and related manufacturing processes we develop and commercialize, in the normal course of business, we intend to pursue, when possible, composition, method of use, process, dosing and formulation patent protection. We may also pursue patent protection with respect to manufacturing and drug development processes and technology and with respect to our technology platform. When available to expand market exclusivity, our strategy is to obtain, or license additional intellectual property related to current or contemplated development platforms, core elements of technology and/or product candidates.

Individual patents extend for varying periods of time, depending upon the date of filing of the patent application, the date of patent issuance, and the legal term of patents in the countries in which they are obtained. Generally, patents issued for applications filed in the United States are effective for 20 years from the earliest nonprovisional filing date. In the United States, a patent’s term may be lengthened by patent term adjustment, which compensates a patentee for administrative delays by the United States Patent and Trademark Office (USPTO) in examining and granting a patent, or may be shortened if a patent is terminally disclaimed over an earlier filed patent or delays on the part of a patentee. In addition, in certain instances, the patent term of a U.S. patent that covers an FDA-approved drug may also be eligible to be extended to recapture a portion of the term effectively lost as a result of the FDA regulatory review period. The restoration period cannot be longer than five years and the total patent term, including the restoration period, must not exceed 14 years following FDA approval, however there is no guarantee that the applicable authorities, including the FDA in the United States, will agree with our assessment of whether such extensions should be granted, and if granted, the length of such extensions. Similar provisions are available in Europe and other foreign jurisdictions to extend the term of a patent that covers an approved drug. The duration of patents outside of the United States varies in accordance with provisions of applicable local law, but typically is also 20 years from the earliest non-provisional filing date. Our patents issued as of December 31, 2020, will expire on dates ranging from 2023 to 2039. If patents are issued on our patent applications pending as of December 31, 2020, the resulting patents are projected to expire on dates ranging from 2023 to 2041. However, the actual protection afforded by a patent varies on a product-by-product basis, from country-to-country, and depends upon many factors, including the type of patent, the scope of its coverage, the availability of regulatory-related extensions, the availability of legal remedies in a particular country, and the validity and enforceability of the patent.

In some instances, we submit patent applications directly with the USPTO as provisional patent applications. Provisional applications for patents were designed to provide a lower-cost first patent filing in the United States. Corresponding non-provisional patent applications must be filed not later than 12 months after the provisional application filing date. The corresponding non-provisional application benefits in that the priority date(s) of the patent application is/are the earlier provisional application filing date(s), and the patent term of the finally issued patent is calculated from the later non-provisional application filing date. This system allows us to obtain an early priority date, add material to the patent application(s) during the priority year, obtain a later start to the patent term and to delay prosecution costs, which may be useful in the event that we decide not to pursue

[Table of Contents](#)

examination in an application. While we intend to timely file nonprovisional patent applications relating to our provisional patent applications, we cannot predict whether any such patent applications will result in the issuance of patents that provide us with any competitive advantage.

We file U.S. nonprovisional applications and PCT applications that claim the benefit of the priority date of earlier filed provisional applications, when applicable. The PCT system allows a single application to be filed within 12 months of the original priority date of the patent application, and to designate all of the 153 PCT member states in which national patent applications can later be pursued based on the international patent application filed under the PCT. The PCT searching authority performs a patentability search and issues a non-binding patentability opinion which can be used to evaluate the chances of success for the national applications in foreign countries prior to having to incur the filing fees. Although a PCT application does not issue as a patent, it allows the applicant to seek protection in any of the member states through national-phase applications. At the end of the period of two and a half years from the first priority date of the patent application, separate patent applications can be pursued in any of the PCT member states either by direct national filing or, in some cases by filing through a regional patent organization, such as the European Patent Organization. The PCT system delays expenses, allows a limited evaluation of the chances of success for national/regional patent applications and enables substantial savings where applications are abandoned within the first two and a half years of filing.

For all patent applications, we determine claiming strategy on a case-by-case basis. Advice of counsel and our business model and needs are always considered. We file patents containing claims for protection of all useful applications of our proprietary technologies and any products, as well as all new applications and/or uses we discover for existing technologies and products, assuming these are strategically valuable. We continuously reassess the number and type of patent applications, as well as the pending and issued patent claims, to help ensure that maximum coverage and value are obtained for our processes, and compositions, given existing patent office rules and regulations. Further, claims may be modified during patent prosecution to meet our intellectual property and business needs.

We recognize that the ability to obtain patent protection and the degree of such protection depends on a number of factors, including the extent of the prior art, the novelty and non-obviousness of the invention, and the ability to satisfy the enablement requirement of the patent laws. In addition, the coverage claimed in a patent application can be significantly reduced before the patent is issued, and its scope can be reinterpreted or further altered even after patent issuance. Consequently, we may not obtain or maintain adequate patent protection for any of our future product candidates or for our technology platform. We cannot predict whether the patent applications we are currently pursuing will issue as patents in any particular jurisdiction or whether the claims of any issued patents will provide sufficient proprietary protection from competitors. Any patents that we hold may be challenged, circumvented or invalidated by third parties.

The patent positions of companies like ours are generally uncertain and involve complex legal and factual questions. No consistent policy regarding the scope of claims allowable in patents in the field of cell and gene therapy has emerged in the United States. The patent situation outside of the United States is even more uncertain. Changes in either the patent laws or their interpretation in the United States and other countries may diminish our ability to protect our inventions and enforce our intellectual property rights, and more generally could affect the value of our intellectual property. In particular, our ability to stop third parties from making, using, selling, offering to sell, or importing products that infringe our intellectual property will depend in part on our success in obtaining and enforcing patent claims that cover our technology, inventions, and improvements. With respect to both licensed and company-owned intellectual property, we cannot be sure that patents will be granted with respect to any of our pending patent applications or with respect to any patent applications filed by us in the future, nor can we be sure that any of our existing patents or any patents that may be granted to us in the future will be commercially useful in protecting our products and the methods used to manufacture those products. Moreover, even our issued patents do not guarantee us the right to practice our technology in relation to the commercialization of our products. The area of patent and other intellectual property rights in biotechnology is an evolving one with many risks and uncertainties, and third parties may have blocking patents that could be

used to prevent us from commercializing our patented product candidates and practicing our proprietary technology. It is uncertain whether the issuance of any third-party patent would require us to alter our development or commercial strategies, or our products or processes, obtain licenses or cease certain activities. Our breach of any license agreements or our failure to obtain a license to proprietary rights required to develop or commercialize our future products may have a material adverse impact on us. If third parties prepare and file patent applications in the United States that also claim technology to which we have rights, we may have to participate in interference or derivation proceedings in the USPTO to determine priority of invention. Our issued patents and those that may issue in the future may be challenged, invalidated, or circumvented, which could limit our ability to stop competitors from marketing related products or limit the length of the term of patent protection that we may have for our product candidates. In addition, the rights granted under any issued patents may not provide us with protection or competitive advantages against competitors with similar technology. Furthermore, our competitors may independently develop similar technologies. For these reasons, we may have competition for our product candidates. Moreover, because of the extensive time required for development, testing and regulatory review of a potential product, it is possible that, before any particular product candidate can be commercialized, any related patent may expire or remain in force for only a short period following commercialization, thereby reducing any advantage of the patent. Our commercial success will also depend in part on not infringing upon the proprietary rights of third parties. Patent disputes are sometimes interwoven into other business disputes.

As of December 31, 2020, our registered trademark portfolio currently contains approximately 22 registered trademarks and pending trademark applications, consisting of approximately two pending trademark applications in the United States, and approximately six registered trademarks and approximately 14 pending trademark applications in the following countries through both national filings and under the Madrid Protocol: Australia, Canada, China, European Union, India, Japan, Republic of Korea, Singapore, and Switzerland.

We may also rely, in some circumstances, on trade secrets to protect our technology. However, trade secrets are difficult to protect. We seek to protect our technology and product candidates, in part, by entering into confidentiality agreements with those who have access to our confidential information, including our employees, contractors, consultants, collaborators, and advisors. We also seek to preserve the integrity and confidentiality of our proprietary technology and processes by maintaining physical security of our premises and physical and electronic security of our information technology systems. Although we have confidence in these individuals, organizations, and systems, agreements or security measures may be breached and we may not have adequate remedies for any breach. In addition, our trade secrets may otherwise become known or may be independently discovered by competitors. To the extent that our employees, contractors, consultants, collaborators, and advisors use intellectual property owned by others in their work for us, disputes may arise as to the rights in related or resulting know-how and inventions. For this and more comprehensive risks related to our proprietary technology, inventions, improvements and products, see the subsection titled “Risk Factors —Risks Related to Intellectual Property and Information Technology.”

Key Intellectual Property Agreements

The following describes the key agreements by which we have acquired and maintained certain technology related to our *in vivo* and *ex vivo* cell engineering platforms and therapeutic programs.

In Vivo Cell Engineering Platform

Cobalt Acquisition

In February 2019, we acquired all of the outstanding equity interests in Cobalt Biomedicine, Inc. (Cobalt), a privately-held early-stage biotechnology company founded by a Flagship Labs innovation team within Flagship Pioneering led by Dr. Geoffrey von Maltzahn developing a fusogen technology platform to specifically and consistently deliver diverse payloads—including DNA, RNA, and proteins—to targeted cells *in vivo*, in

consideration of the issuance of 36,441,583 shares of our Series A-2 convertible preferred stock, valued at \$136.0 million. Of the 36,441,583 shares of Series A-2 convertible preferred stock issued, 12,147,192 shares were contingent on the achievement of a pre-specified development milestone, which was achieved in July 2019. We also agreed to pay contingent consideration of up to an aggregate of \$500.0 million upon the achievement of certain pre-specified development milestones and a success payment of up to \$500.0 million (the Cobalt Success Payment), which we may elect to pay in cash or in stock. The payout of the Cobalt Success Payment will only be paid if, at pre-determined valuation measurement dates, our value is equal to or exceeds three times our value at the time of our Series B convertible preferred stock issuance and we have an active program based on the fusogen technology in a clinical trial pursuant to an IND, or have filed for, or received approval for, a BLA or NDA. The valuation measurement dates for the Cobalt Success Payments are triggered by an arms' length equity financing, or an IPO, and periodically thereafter. An additional valuation measurement date is triggered upon a change of control when at least one company product utilizing technology acquired from Cobalt is the subject of an active research program. As a result of the Cobalt transaction, we obtained licenses to various technologies and intellectual property rights that relate to the development of our fusogen technology and related fusosome programs, including exclusive license agreements with Flagship Pioneering Innovations V, Inc. (Flagship) and La Societe Pulsalys (Pulsalys), as well as several exclusive options to enter into exclusive license agreements, including one such option with The Regents of the University of California acting through The Technology Development Group of the University of California, Los Angeles (UCLA), with whom we later entered into an exclusive license agreement.

License Agreement with Flagship

In February 2016, Cobalt entered into an agreement (the Flagship Agreement), with Flagship, as amended in February 2019, pursuant to which (i) Cobalt irrevocably and unconditionally assigned to Flagship all of its right, title and interest in and to certain foundational intellectual property developed by Flagship Pioneering, Inc. (Flagship Management) during the exploration and/or proto-company phase of Cobalt prior to its spin-out from Flagship (the Managerial Agreement) as set forth in the Flagship Agreement (such foundational intellectual property, the Fusogen Foundational IP) and (ii) Cobalt obtained an exclusive, worldwide, royalty-bearing, sublicensable, transferable license from Flagship under such Fusogen Foundational IP to develop, manufacture and commercialize any product or process or component thereof, the development, manufacturing and commercialization of which would infringe at least one valid claim of Fusogen Foundational IP absent the license granted under the Flagship Agreement (Fusogen Products) in the field of human therapeutics during the term of the Flagship Agreement. In addition, Flagship irrevocably and unconditionally assigned to Cobalt all of its right, title and interest in and to any and all patents claiming any inventions conceived (i) solely by Flagship Management or jointly by Flagship Management and Cobalt, (ii) after Cobalt's spinout from Flagship, and (iii) as a result of activities conducted pursuant the Managerial Agreement or other participation of Flagship Management in Cobalt's affairs, but excluding Fusogen Foundational IP. We utilize the rights granted by Flagship under the Flagship Agreement in our fusogen platform and related therapeutic product candidates. The license granted to Fusogen Foundational IP is contingent upon Cobalt's compliance with its obligations under the Flagship Agreement. Under the Flagship Agreement, Cobalt also granted Flagship a non-exclusive, worldwide, royalty-free, fully paid, sublicensable license to practice the Fusogen Foundational IP within the field of human therapeutics solely to perform under the Managerial Agreement.

Pursuant to the Flagship Agreement, Cobalt is obligated to pay, on a Fusogen Product-by-Fusogen product and jurisdiction-by-jurisdiction basis, royalties in the low single-digit percentage on net sales of Fusogen Products. The Flagship Agreement will terminate on the last to expire royalty term, which is determined on a Fusogen Product-by-Fusogen Product and jurisdiction-by-jurisdiction basis, and is the earlier of (i) the expiration of the last valid claim of any Fusogen Foundational IP covering such Fusogen Product or (ii) the date on which the last applicable additional milestone payment has been made in accordance with that certain merger agreement under which we acquired Cobalt, which we expect to be in 2039. Upon expiration of the royalty term with respect to a Fusogen Product in any jurisdiction and payment in full of all amounts owed under the Flagship Agreement for such Fusogen Product, the license granted to us will automatically convert into a non-exclusive,

fully paid up license for such Fusogen Product in such jurisdiction. We have the right to terminate the Flagship Agreement in its entirety for convenience upon 60 days of written notice. Either party may terminate the Flagship Agreement upon a material breach by the other party that is not cured within 30 days after receiving written notice. Also, Flagship may terminate the Flagship Agreement (i) upon 30 days' written notice if we cease to carry on our business with respect to the rights granted in the Flagship Agreement, (ii) upon written notice if we experience an event of bankruptcy, or (iii) immediately upon written notice if we challenge the validity, patentability, or enforceability of any Fusogen Foundational IP or participate in any such challenge.

Sublicense Agreement with Pulsalys

In August 2018, Cobalt entered into an exclusive sublicense agreement (the Pulsalys Agreement), with Pulsalys, as amended and assigned by Cobalt to us in May 2020, pursuant to which we obtained an exclusive, worldwide, sublicensable license from Pulsalys of the exclusive license rights granted to Pulsalys by École normale supérieure de Lyon (ENS Lyon) on behalf of itself and Institut National de la Santé et de la Recherche Médicale (Inserm), Centre National de la Recherche Scientifique (CNRS) and Université Claude Bernard Lyon 1 (collectively, the Co-Owners) under certain patent rights relating to methods to selectively modulate the activity of distinct subtypes of immune cells using engineered virus-like particles. In addition, Pulsalys grants us the first right to negotiate an exclusive license to patent rights covering certain improvements to the licensed patent rights and which are owned or held by Pulsalys. We utilize the rights granted under the Pulsalys Agreement in our *in vivo* fusogenic platform and related fusosome programs. We are obligated to use commercially reasonable efforts to develop and commercialize the licensed products, which efforts will be demonstrated by the achievement of the following diligence milestones: (i) minimum annual spend of \$1.0 million for each of five years after the effective date and (ii) IND filing within five years of the effective date. Under the Pulsalys Agreement, the Co-Owners will retain the right to practice the licensed patent rights for non-commercial research purposes, alone or in collaboration with third parties.

Pursuant to the Pulsalys Agreement, Cobalt paid Pulsalys an upfront fee of 18,000 EUR. We are required to pay an annual license maintenance fee of 18,000 EUR until the first commercial sale of a licensed product. We are also required to pay Pulsalys up to an aggregate of 575,000 EUR upon the achievement of certain clinical and regulatory milestones for each of the first three distinct licensed products. In addition, we are obligated to pay an annual royalty in the low single-digit percentage on net sales of the licensed products, with the royalty rate being subject to reduction upon certain events. Lastly, we are obligated to pay annual fees in the low single-digit percentage on certain sublicense income.

The Pulsalys Agreement will terminate, on a country-by-country and licensed product-by-licensed product basis, upon the last to expire valid claim within the licensed patent rights covering the making, the using, the sale and the import of such licensed product in such country, or any patent term extension or supplementary protection certificate thereof covering the sale of such licensed product in the country, which we expect to be in 2037. We also have the right to terminate the Pulsalys Agreement in its entirety upon notice if we determine, in our sole discretion, that continued pursuit of development of the licensed patent rights is not feasible or desirable in the context of (i) resources available to us or due to external factors such as competition, market forces, access or license to other reasonably useful intellectual property, or (ii) change of direction of our business focus. Either party may terminate the Pulsalys Agreement upon a material breach by the other party that is not cured within 90 days after receiving written notice. Pulsalys may terminate the Pulsalys Agreement (i) in the case of the cessation of business, dissolution or voluntary liquidation of us, (ii) if we challenge the validity of the licensed patents, provided that such termination will be with respect to the claims within the licensed patents that are the subject of the challenge, or (iii) in full or in part, if we fail to achieve the diligence milestones and if the parties have not extended such milestones after good faith negotiations, and subject to our ability to cure such failure within 90 days after notice of the same.

License Agreement with UCLA

In March 2019, we entered into a license agreement (the UCLA Agreement) with UCLA, upon the exercise of an option originally granted by UCLA to Cobalt in April 2018. Under the UCLA Agreement, UCLA granted us an exclusive, sublicensable, transferable (subject to certain conditions) license in the licensed territory in the field of human therapeutics under certain patent rights relating to certain virus envelope pseudotyped lentiviruses and methods of their use to (i) research, make, have made, use, sell, offer for sale, have sold and import licensed products and (ii) practice licensed methods for the purposes of researching, manufacturing, and using licensed products but not to perform services for a fee. The licensed territory under the UCLA Agreement is all countries of the world in which the licensed patent rights have or will be filed. UCLA agreed not to grant any rights under the licensed patents regarding licensed methods to third parties without first offering us an opportunity to remove the restrictions regarding the use of licensed methods to perform services for a fee. In addition, we agreed not to commercialize any licensed product that is not administered directly to a patient for therapeutic purposes without first negotiating with UCLA for possible development milestones, royalties, or other payments applicable to such licensed products. We utilize the rights granted under the UCLA Agreement in our *in vivo* fusogenic platform and related fusosome programs. We are obligated to use commercially reasonable and diligent efforts to (i) develop licensed products, (ii) market licensed products, and (ii) manufacture and sell licensed products in quantities sufficient to meet the market demands. We are also required to satisfy certain development and commercial milestones with respect to at least one licensed product that is administered directly to a patient for therapeutic purposes.

The license granted pursuant to the UCLA Agreement is subject to certain rights retained by the California Institute for Regenerative Medicine (CIRM) and the U.S. government, including a non-exclusive, royalty-free license granted to the U.S. government in accordance with 35 U.S.C. §200-212. If CIRM exercises its rights under Title 17, California Code of Regulations, Section 100600, and the scope of our exclusive license under the UCLA Agreement is impacted, then our financial obligations therein will be reduced by 50%. Otherwise, rights retained by CIRM do not limit our ability to pursue our programs and product candidates. In addition, UCLA retains the right to (i) use the licensed patent rights for educational and research purposes and research sponsored by commercial entities, (ii) publicly disclose research results, (iii) use the licensed patent rights to offer and perform clinical diagnostic and prognostic care solely within the University of California system, and (iv) allow other non-profit and academic institutions to use the licensed patent rights for educational and research purposes and research sponsored by commercial entities, as well as to publicly disclose research results.

Pursuant to the UCLA Agreement, we paid UCLA an upfront license issue fee of \$25,000. We also reimbursed UCLA its past patent costs, and there is a continuing obligation to reimburse UCLA for its patent costs during the term of the UCLA Agreement. For licensed products that are administered directly to a patient for therapeutic purposes, we are required to pay UCLA up to an aggregate of (i) \$825,000 upon the achievement of certain pre-specified development milestones for each of the first three such licensed products and (ii) \$15.0 million upon the achievement of certain pre-specified commercial milestones for such licensed products. In addition, we are obligated to pay an annual license maintenance fee beginning on the first anniversary of the UCLA Agreement until the first commercial sale. The license maintenance fee for the first anniversary will be \$10,000 and subsequently will increase by \$10,000 per anniversary up to a maximum annual license maintenance fee of \$100,000. We are also required to pay, on a country-by-country basis, earned royalty in the low single-digit percentage on net sales of the licensed products, with the royalty rate being subject to reduction upon certain events. Under the UCLA Agreement, we are obligated to pay a minimum annual royalty of \$100,000 beginning with the first full calendar year after the first commercial sale, and the minimum annual royalty will be credited against the earned royalty made during the same calendar year. If any claim within the licensed patent rights is held invalid or unenforceable in a final decision by a court of competent jurisdiction, all royalty obligations with respect to that claim or any claim patentably indistinct from it will expire as of the date of that final decision. No royalties will be collected or paid on licensed products sold to the U.S. government to the extent required by law, and we will have to reduce the amount charged for licensed products distributed to the U.S. government by the amount of the royalty that otherwise would have been paid. Furthermore, we are

[Table of Contents](#)

obligated to pay UCLA tiered fees on a percentage of certain sublicense income in the low single-digit to low double-digit percentage range. Lastly, if we challenge the validity of any licensed patent rights, we agree to pay UCLA all royalties and other amounts due in view of our activities under the UCLA Agreement during the period of challenge. If we fail such challenge, we are required to pay two times the royalty rate paid during the period of such challenge for the remaining term of the UCLA Agreement and all of UCLA's legal verifiable out-of-pocket fees and costs incurred in defending such challenge, including attorney's fees.

The UCLA Agreement will terminate on the later of the life of the last-to-expire patent or last to be abandoned patent application in the licensed patent rights, which we expect to be in 2033. We also have the right to terminate the UCLA Agreement in its entirety or with respect to any portion of the licensed patent rights for any reason upon 90 days prior written notice to UCLA. UCLA may terminate the UCLA Agreement upon a material breach by us that is not cured within 90 days after receiving written notice. If the breach is incapable of being cured within such period, then UCLA will consider our efforts to avoid, and to take reasonable steps to cure, such breach when determining whether to terminate the UCLA Agreement. Also, UCLA has the right and option, at its sole discretion, to either terminate the UCLA Agreement or reduce our exclusive license to a non-exclusive license if we fail to (i) exercise commercially reasonable and diligent efforts to develop, market, manufacture and sell licensed products, or (ii) achieve certain development milestones set forth in the UCLA Agreement, subject to our ability to extend such milestones in accordance with terms set forth in the UCLA Agreement. Upon termination of the UCLA Agreement by us, we may continue to sell any previously manufactured licensed products for 180 days after the effective date of termination. Upon termination of the UCLA Agreement by UCLA for our failure to reimburse UCLA for certain patent costs after the applicable cure period, we may continue to sell all previously made licensed products for 180 days after the effective date of the notice of termination; however, this right is not available if the UCLA Agreement is terminated for any other causes.

Ex Vivo Cell Engineering Platform

License Agreement with Harvard

In March 2019, we entered into a license agreement, as amended in June 2019 and in December 2020, (the Harvard Agreement) with the President and Fellows of Harvard College (Harvard), pursuant to which we obtained an exclusive, worldwide, sub-licensable license under certain patent rights controlled by Harvard to make, have made, use, offer for sale, sell, have sold and import (i) products and services covered by the patent rights and (ii) products containing stem cells, pluripotent cells or cells derived from modified stem cells or pluripotent cells with certain specified genetic modifications ((i) and (ii) together, Harvard Products) or otherwise practice under and exploit the licensed patent rights, for the treatment of disease in humans or, in the case of certain other patent rights, for applications that involve the use of cells derived *ex vivo* from stem cells in the treatment of disease in humans. We also obtained a non-exclusive, sub-licensable license under certain other patent rights in the United States, and a non-exclusive, sub-licensable, worldwide license under know-how pertaining to the licensed patent rights, to make, have made, use, offer for sale, sell, have sold and import the Harvard Products, or otherwise practice under and exploit the licensed patent rights and know-how, for the treatment of disease in humans. We have the option to obtain such non-exclusive rights in additional jurisdictions if Harvard is successful in obtaining the right to grant such from the third-party co-owner of such patent rights. We utilize these license rights in our *ex vivo* cell engineering program relying on our hypoimmune technology.

We are obligated to use commercially reasonable efforts to develop Harvard Products in accordance with a written development plan, to market the Harvard Products following receipt of regulatory approval and to achieve certain specified development and regulatory milestones within specified time periods, as such period may be extended, for at least two Harvard Products.

The licenses granted pursuant to the Harvard Agreement are subject to certain rights retained by Harvard and the rights of the U.S. government. The retained rights of Harvard pertain only to the ability of Harvard and

[Table of Contents](#)

other not-for-profit research organizations to conduct academic research, educational and scholarly activities, and do not limit our ability to pursue our programs and product candidates. We agreed that we will not use any of the licensed patent rights for human germline modification, including intentionally modifying the DNA of human embryos or human reproductive cells.

Pursuant to the Harvard Agreement, we paid Harvard an upfront fee of \$3.0 million, and we issued 2,244,412 shares of our Series A-2 convertible preferred stock to Harvard as partial consideration for the licenses granted in the Harvard Agreement. Additionally, we paid \$6.0 million to Harvard in connection with the issuance of shares of our Series B convertible preferred stock. We are required to pay Harvard annual license maintenance fees of \$25,000 for 2019, \$50,000 for 2020 and \$100,000 for each calendar year thereafter for the remainder of the term. We are required to pay Harvard up to an aggregate of \$15.2 million per Harvard Product upon the achievement of certain pre-specified development and regulatory milestones for up to a total of five Harvard Products, or an aggregate total of \$76.0 million for all five Harvard Products. These milestone payments would double if we undergo a change of control. We are also obligated to pay, on a product-by-product and country-by-country basis, royalties in the low single-digit percentage range on quarterly net sales of Harvard Products covered by licensed patent rights, and a lower single-digit percentage royalty on quarterly net sales of Harvard Products not covered by licensed patent rights. The royalty rates with respect to Harvard Products covered by licensed patent rights are also subject to specified and capped reductions for loss of market exclusivity and for payments owed to third parties with respect to patent rights which cover Harvard Products in the territory. We are also obligated to pay Harvard a percentage of certain sublicense income ranging from high single-digit to low double-digit percentage range. We are obligated to pay success payments up to a potential amount of \$175.0 million based on increases in the fair value of our Series A convertible preferred stock at pre-specified valuation dates including the closing date of an equity financing prior to an IPO of more than \$25.0 million, the one year anniversary of an IPO and periodically thereafter, the closing date of an asset sale, or merger, stock sale and the last day of the term of the success payments.

The Harvard Agreement will expire on the expiration of the last to expire valid claim within the licensed patent rights or, if later, at the end of the final royalty term, which is determined on a Harvard Product-by-Harvard Product and country-by-country basis, and is the later of (i) the date on which the last valid claim within the licensed patent rights covering such Harvard Product in such country, (ii) expiry of regulatory exclusivity for such Harvard Product in such country expires, or (iii) ten years from the first commercial sale of such Harvard Product in such country, which we expect to be in 2039. We also have the right to terminate the Harvard Agreement in its entirety for any reason upon 45 days' prior written notice to Harvard. Either party may terminate the Harvard Agreement upon a material breach by the other party that is not cured within 60 days after receiving written notice. Harvard may terminate the Harvard Agreement upon giving written notice in the event of our bankruptcy, insolvency or similar proceedings. If we terminate the Harvard Agreement for convenience, the obligations to pay milestones and royalties with respect to Harvard Products that are not then covered by licensed patent rights will survive for the remainder for the applicable royalty term. If the Harvard Agreement is terminated for any reason, then sublicensees other than our affiliates or sublicensees in material default or at fault for the termination have the right to enter into a direct license from Harvard on substantially the same non-economic terms and on economic terms providing for the payment to Harvard of the consideration that would otherwise have been payable if the Harvard Agreement and the sublicense were not terminated.

License Agreement with UCSF

In January 2019, we entered into a license agreement (the UCSF Agreement), as amended in December 2020, with The Regents of the University of California (The Regents) acting through its Office of Technology Management, University of California San Francisco (UCSF) pursuant to which we obtained an exclusive license to inventions related to immunoengineered pluripotent cells and derivatives claimed in U.S. and international patents and patent applications (UCSF Patent Rights) by The Regents. The license is to make, have made, use, sell, offer for sale and import licensed products that are covered by such UCSF Patent Rights, provide licensed services, practice licensed methods and otherwise practice under the UCSF Patent Rights, for use in humans

[Table of Contents](#)

only, in the United States and other countries where The Regents is not prohibited by applicable law from granting such UCSF Patent Rights. We have the right to sublicense our rights granted under the UCSF Agreement to third parties subject to terms and conditions. We utilize these license rights in our *ex vivo* cell engineering platform program relying on our hypimmune technology.

We are obligated, directly or through affiliates or sub-licensees, to use commercially reasonable efforts to develop, manufacture and sell one or more licensed product and licensed services and to bring one or more licensed products or licensed services to market. We are required to use commercially reasonable efforts to obtain all necessary governmental approvals in each country where licensed products or licensed services are manufactured, used, sold, offered for sale, or imported. We are required to spend at least \$30.0 million towards research, development and commercialization of licensed products within five years after the closing of Series A-2 convertible preferred stock financing. In addition, we are required to achieve certain specified development and regulatory milestones within specified time periods. We have the ability to extend the time periods for achievement of development and regulatory milestones under certain terms set forth in the UCSF Agreement, including payment of extension fees. If we are unable to complete any of the specified milestones by the completion date, or extended completion date, for such milestone, then The Regents has the right and option to either terminate the Agreement, subject to our ability to cure the applicable breach, or convert our exclusive license to a non-exclusive license.

The Regents reserves and retains the right to make, use and practice the invention and any related technology and to make and use any products and to practice any process that is the subject of the UCSF Patent Rights (and to grant any of the foregoing rights to other educational and non-profit institutions) for educational and non-commercial research purposes, including publications and other communication of other research results. This does not limit our ability to pursue our programs and product candidates.

Pursuant to the UCSF Agreement, we paid an upfront license fee of \$100,000, and we issued The Regents 737,515 shares of our Series A-2 convertible preferred stock. In addition, pursuant to the amendment, we issued 37,500 shares of our common stock. We are required to pay license maintenance fees ranging from \$10,000 on the first anniversary of the date of the UCSF Agreement to \$40,000 on the sixth anniversary and continuing annually thereafter. This fee shall not be due if we are selling or exploiting licensed products or licensed services and paying an earned royalty to The Regents on net sales of such licensed products or licensed service. We are required to pay The Regents up to an aggregate of \$2.45 million per licensed product upon the achievement of certain pre-specified development and regulatory milestones for the first 5 licensed products and half such amount for the second 5 licensed products, for an aggregate total of \$18.4 million in development and regulatory milestone payments. Additionally, we are required to pay The Regents up to an aggregate of \$0.5 million per licensed product upon the achievement of certain commercial milestones for the first 5 licensed products and half such amount for the second 5 licensed products, for an aggregate total of \$3.75 million in commercial milestone payments. With respect to each licensed product, licensed service or licensed method, we are obligated to pay on a country-by-country basis, tiered royalties in the low single-digit percentage on net sales. The royalty rates are subject to specified capped reductions for payments owed to unaffiliated third parties in consideration for patent rights, or patent rights together with know-how, in order to practice licensed methods or to make, have made, use sell, offer to sell or import licensed products or licensed services. We are required to pay to The Regents a minimum annual royalty of \$100,000 beginning with the year of the first sale of licensed product or licensed service and ending upon the expiration of the last UCSF Patent Right. This will be credited against any earned royalty due for the upcoming twelve-month period for which the minimum payment was made, and pro-rated. We are also obligated to pay The Regents a percentage of certain non-royalty sublicense income ranging from the low double-digit to mid-twenty percentage range.

The UCSF Agreement will expire on expiration or abandonment of the last valid claims within the UCSF Patent Rights licensed under hereunder, which we expect to be in 2040. The Regents has the right to terminate the Agreement if we fail to cure or discontinue a material breach within 60 days of receiving a notice of default. We also have the right to terminate the UCSF Agreement in its entirety or under certain UCSF Patent Rights on a country-by country basis at any time by providing 60 days' notice of termination to The Regents. The UCSF

Agreement will automatically terminate in the event of our bankruptcy that is not dismissed within a specified time period. The Regents may immediately terminate the Agreement upon written notice if we file a non-defensive patent challenge. The termination of the UCSF Agreement will not relieve us of obligations to pay any fees, royalties or other payments owed to The Regents at the time of such termination or expiration, including the right to receive earned royalties. If the UCSF Agreement is terminated for any reason, then, upon the request of any sublicensee, The Regents will enter into a direct license from The Regents to such sublicensee on the same terms as the UCSF Agreement, taking into account any difference in license scope, territory and duration of sublicense grant, provided that such sublicensee is not at the time of such termination in breach of its sublicensing agreement and is not at the time of such termination an opposing party in any legal proceeding against The Regents.

2019 Exclusive License Agreement with Washington University

In November 2019, we entered into a license agreement (the 2019 WU Agreement) with Washington University, pursuant to which we obtained an exclusive sublicensable, non-transferable, worldwide license under certain Washington University patent rights related to genetically engineered hypoinmunogenic stem cells to research, develop, make, have made and sell products the manufacture, use, sale or import of which by us or our sublicensees would, in the absence of the 2019 WU Agreement, infringe, at least one valid claim of the licensed patent rights (WU Hypoimmune Products).

We are obligated to use commercially reasonable efforts to (i) develop, manufacture, promote and sell WU Hypoimmune Products and (ii) to achieve certain development, regulatory and commercial diligence milestones within specified time periods. We have the ability to extend the time periods for achievement of such milestones under certain terms set forth in the 2019 WU Agreement, including payment of extension fees.

Washington University retains the right to make, have made, use and import WU Hypoimmune Products in fields relating to diagnosis, prevention and treatment of human disease or disorders for research and educational purposes, including collaboration with other nonprofit entities but excluding any commercial purposes, and such retained rights do not limit our ability to pursue our programs and product candidates. Washington University retains all rights not granted to us under the patents. In addition, the 2019 WU Agreement is subject to certain rights retained by the U.S. government, including the requirement that licensed products sold in the U.S. be substantially manufactured in the U.S.

Pursuant to the 2019 WU Agreement, we paid Washington University an upfront fee of \$75,000. We are required to pay Washington University up to \$100,000 in license maintenance fees on each anniversary of the 2019 WU Agreement's effective date, until the first commercial sale of a WU Hypoimmune Product. Upon the achievement of certain development and, regulatory milestones, we are required to pay Washington University up to an aggregate of \$2.0 million per WU Hypoimmune Product for the first three WU Hypoimmune Products, for an aggregate total of \$6 million. Additionally, upon the achievement of certain commercial milestones, we are required to pay Washington University up to an aggregate of \$2.5 million per WU Hypoimmune Product for the first three WU Hypoimmune Products, for an aggregate total of \$7.5 million. We are also obligated to pay royalties at a low single-digit percentage on annual net sales, subject to a minimum amount payable in advance. The minimum annual royalty for the first anniversary of the effective date following the first commercial sale will be \$100,000 and subsequently will increase up to a maximum minimum annual royalty of \$750,000 on the fourth anniversary of the effective date following the first commercial sale. The royalties are payable provided there is at least one valid claim of licensed patent rights present in the country of manufacture or sale. The royalty rates are also subject to specified and capped reduction upon certain other events. Furthermore, we are obligated to pay Washington University a percentage of certain non-royalty sublicense income ranging from the lower double-digit percentage range.

The 2019 WU Agreement will expire upon the last to expire valid claim in the licensed patent rights, which we expect to be in 2038. We also have the right to terminate the 2019 WU Agreement for any reason upon

90 days prior written notice to Washington University. Washington University may terminate the 2019 WU Agreement upon a material breach by us that is not cured within 30 days after receiving written notice. In addition, Washington University may terminate the 2019 WU Agreement (i) upon 30 days written notice if we fail to achieve certain development, regulatory or commercial diligence milestones and are unable to resolve Washington University's concerns through good faith negotiations in accordance with the 2019 WU Agreement, (ii) upon our bankruptcy or insolvency, or (iii) if an order is made or a notice issued convening a meeting of shareholders to consider the passing of a resolution of our winding up or a resolution is passed for our winding up (in each case, other than for the purpose of amalgamation or reconstruction). If the 2019 WU Agreement terminates prior to the expiration of the last-to-expire licensed patent rights, we agree (i) to promptly discontinue the exportation of licensed products, (ii) to promptly discontinue the manufacture, sale and distribution of the licensed products, (iii) to promptly destroy all licensed products in inventory, and (iv) not to manufacture, sell or distribute licensed products until the expiration of the applicable last-to-expire licensed patent rights.

2020 License Agreement with Washington University

In September 2020, we entered into an exclusive license agreement (the 2020 WU Agreement) with Washington University for certain patent rights relating to the methods and compositions of generating cells of endodermal lineage and beta cells and uses thereof. Under the 2020 WU Agreement, we obtained an exclusive, worldwide, non-transferable and royalty-bearing license under the patent rights to research, develop, make, have made, sell, offer for sale, have sold, use, have used, export and import licensed products the manufacture, use, sale or import of which by us or our sublicensees would, in the absence of the 2020 WU Agreement, infringe, at least one valid claim of the licensed patent rights, solely in fields relating to diagnosis, prevention and treatment of human disease or disorders. We utilize these license rights in our *ex vivo* cell engineering platform program relying on our hypimmune technology, including our beta cell program.

We are obligated to use commercially reasonable efforts to (i) develop, manufacture, promote and sell licensed products and (ii) to achieve certain development, regulatory and commercial diligence milestones within specified time periods. We have the ability to extend the time periods for achievement of such milestones under certain terms set forth in the 2020 WU Agreement, including payment of extension fees.

Washington University retains the right to use the licensed patent rights to make, have made, use, and import licensed products worldwide in fields relating to diagnosis, prevention and treatment of human disease or disorders for research and educational purposes, including collaboration with other nonprofit entities, but expressly excluding any commercial purposes and such retained rights do not limit our ability to pursue our programs and product candidates. In addition, the 2020 WU Agreement is subject to certain rights retained by the U.S. government, including the requirement that licensed products sold in the U.S. be substantially manufactured in the U.S.

Pursuant to the 2020 WU Agreement, we paid Washington University an upfront license issue fee of \$150,000. We are required to pay annual license maintenance fees on each anniversary of the 2020 WU Agreement's effective date, until the first commercial sale of a licensed product. The license maintenance fee for the first and second anniversaries of the effective date will be \$25,000 and subsequently will increase by \$25,000 per two anniversaries up to a maximum annual license maintenance fee of \$100,000. We are also required to pay Washington University up to an aggregate of \$2.0 million upon the achievement of certain pre-specified development and regulatory milestones per licensed product for the first three licensed products, for an aggregate total of \$6 million. Additionally, we are required to pay Washington University up to an aggregate of \$4.5 million upon the achievement of certain pre-specified commercial milestones per licensed product for the first three licensed products, for an aggregate total of \$13.5 million. We are also required to pay, for each licensed product made or sold by or for us worldwide, earned royalty at a low single-digit percentage on net sales of the licensed products, with the royalty rate being subject to specified and capped reduction upon certain events. Under the 2020 WU Agreement, we are obligated to pay a minimum annual royalty commencing with the first anniversary of the effective date following the first commercial sale of the licensed product, which will be paid as an advance against the earned royalties paid to Washington University over the ensuing 12 month period.

[Table of Contents](#)

The minimum annual royalty for the first anniversary of the effective date following the first commercial sale will be \$100,000 and subsequently will increase up to a maximum minimum annual royalty of \$750,000 on the fourth anniversary of the effective date following the first commercial sale. The royalties are payable provided there is at least one valid claim of the licensed patent rights present in the country of manufacture or sale. Furthermore, we are obligated to pay Washington University a percentage of certain non-royalty sublicense income ranging from the lower double-digit percentage range.

The 2020 WU Agreement will expire upon the last to expire valid claim in the licensed patent rights, which we expect to be in 2038. We also have the right to terminate the 2020 WU Agreement for any reason upon 90 days prior written notice to Washington University. Washington University may terminate the 2020 WU Agreement upon a material breach by us that is not cured within 30 days after receiving written notice. In addition, Washington University may terminate the 2020 WU Agreement (i) upon 30 days written notice if we fail to achieve certain development, regulatory or commercial diligence milestones and are unable to resolve Washington University's concerns through good faith negotiations in accordance with the 2020 WU Agreement, (ii) upon our bankruptcy or insolvency, or (iii) if an order is made or a notice issued convening a meeting of shareholders to consider the passing of a resolution of our winding up or a resolution is passed for our winding up (in each case, other than for the purpose of amalgamation or reconstruction). If the 2020 WU Agreement terminates prior to the expiration of the last-to-expire licensed patent rights, we agree (i) to promptly discontinue the exportation of licensed products, (ii) to promptly discontinue the manufacture, sale and distribution of the licensed products, (iii) to promptly destroy all licensed products in inventory, and (iv) not to manufacture, sell or distribute licensed products until the expiration of the applicable last-to-expire licensed patent rights.

Oscine Acquisition

In September 2020, we acquired Oscine Corp. (Oscine), a privately-held early-stage biotechnology company pursuing a glial progenitor *ex vivo* cell engineering program, in exchange for \$8.5 million in cash, net of certain expenses. Of the total purchase price, \$7.6 million was an upfront cash payment, and \$0.9 million was set aside (the Oscine Holdback Amount) to satisfy certain general representations and warranties as set forth in the stock purchase agreement. We had originally entered into a collaboration, license and option to purchase agreement with Oscine in November 2018. That agreement was terminated upon the closing of the acquisition of Oscine. As part of the Oscine acquisition we also agreed to pay additional amounts of up to an aggregate of \$225.8 million upon achievement of certain pre-specified development and commercial milestones, which we may pay in cash or in shares of our common stock subject to certain conditions. As a result of the Oscine acquisition, we entered into, or obtained and amended, licenses to various technologies related to our glial progenitor *ex vivo* cell-based therapy program, including a license agreement with University of Rochester and a seed bank supply agreement with Hadasit Medical Research Services and Development Ltd.

License Agreement with University of Rochester

Effective as of the closing of the Oscine acquisition, we entered into an amended and restated exclusive license agreement (the Rochester Agreement) with the University of Rochester, which amended and restated a prior license agreement between Oscine and its affiliates and the University of Rochester and assigned Oscine's rights and obligations in the license agreement to us. Under the Rochester Agreement we obtained an exclusive, royalty-bearing, sublicensable, worldwide license under certain patents, and a non-exclusive, royalty-free license under know-how, to research, develop, import, make, have made, use, sell, offer to sell, commercialize and otherwise exploit cell-based therapies for the treatment of human central nervous system disease and disorders. We utilize these license rights in our glial progenitor cell-based therapy program. We granted the University of Rochester a license to practice any patent rights that cover inventions in the field of cell-based therapies for human central nervous system diseases and disorders, which inventions are first conceived and reduced to practice solely by Dr. Steven Goldman acting in his capacity as our employee, or jointly with any of our employees reporting to Dr. Goldman, solely for Dr. Goldman or any of his lab members at the University of Rochester to practice such patent rights within Dr. Goldman's laboratory at the University of

[Table of Contents](#)

Rochester solely for internal academic research purposes. University of Rochester granted us an automatic royalty-free non-exclusive license, and the option to obtain exclusive rights, to any patent rights or inventions conceived or reduced to practice by Dr. Goldman or members of his laboratory at the University of Rochester within a certain timeframe in connection with the internal academic research license granted by us to the University of Rochester. We are obligated to use commercially reasonable efforts to proceed with the commercial exploitation of the patents, to create a reasonable supply of licensed products to meet demand, and to adhere to a specified commercial development plan for development of stem cells therapy products, with pre-specified development milestones, including obtaining government approvals to market at least one licensed product, and to market such product within twelve months of receiving such approval.

The licenses granted pursuant to the Rochester Agreement are subject to certain rights retained by the University of Rochester and the rights of the U.S. government. The retained rights of the University of Rochester pertain only to its ability to conduct internal academic research other than clinical research and for teaching, education and other non-commercial research activities, in publications related to its scientific research and findings, and for any other non-clinical and non-commercial purpose that is not inconsistent with the rights granted to us under the Rochester Agreement. These retained rights do not limit our ability to pursue our programs and product candidates.

Pursuant to the Rochester Agreement, we will pay minimum annual royalties beginning in January 2023. Such payments will be \$20,000 in 2023, escalating to \$50,000 in 2025 and then to \$70,000 in 2028 and beyond. The minimum annual royalty payment is creditable against tiered royalties in the low single-digit percentage range on annual net sales. The royalty rates are also subject to reduction upon certain other events. We are also required to pay University of Rochester up to an aggregate of \$950,000 upon the achievement of certain pre-specified development and commercial milestones for each licensed product. We are also required to pay a tiered mid-single digit to mid-double digit percentage of revenue arising from any sublicenses granted by us to third parties.

The Rochester Agreement will terminate on the last to expire of the licensed patents, which we expect to be in 2038. We also have the right to terminate the Rochester Agreement in its entirety for any reason upon 90 days' prior written notice to the University of Rochester. The University of Rochester may terminate the Rochester Agreement upon material breach by us that is not cured within 30 days of receiving written notice, or immediately in the event of our bankruptcy. The University of Rochester may also terminate the Rochester Agreement, or at its sole discretion terminate the exclusivity of the license granted, upon our failure to meet its diligence obligations that is not cured within 90 days or such longer reasonable time at the University of Rochester's discretion an subject to a good faith negotiation mechanism included in the Rochester Agreement.

Supply Agreement with Hadasit Medical Research Services and Development Ltd.

In July 2018, Oscine Therapeutics (U.S.) Inc., an affiliate of Oscine, entered into a supply agreement (the Hadasit Agreement) with Hadasit Medical Research Services and Development Ltd. (Hadasit), pursuant to which Oscine obtained a quantity of seed bank cells and accompanying regulatory information on a non-exclusive basis for the sole purpose of developing, manufacturing and selling cell therapy products for the treatment or prevention of central nervous system disorders in humans, which cell therapy products are derived using the Oscine proprietary differentiation technology from a certain human ESC line provided by Hadasit under the Hadasit Agreement. We utilize these cells and information in our glial progenitor cell program. Concurrently with our acquisition of Oscine in September 2020, the Hadasit Agreement was assigned by Oscine Therapeutics (U.S.) Inc. to Oscine, we amended the Hadasit Agreement effective as of the closing of the Oscine acquisition and we subsequently assigned the Hadasit Agreement from Oscine to us.

Pursuant to the Hadasit Agreement, Oscine Therapeutics (U.S.) Inc. paid Hadasit an upfront fee of \$24,000. We are required to pay Hadasit up to an aggregate of \$1.1 million upon the achievement of certain development milestones for the first product. We are also obligated to pay tiered royalties in the low single-digit percentage

[Table of Contents](#)

range on annual net sales of the relevant products worldwide, which obligation shall commence upon the first commercial sale of a relevant product and shall expire after 15 years on a product-by-product and country-by-country basis. The royalty rates are also subject to reduction upon certain other events.

The Hadasit Agreement will continue until terminated in accordance with its terms. Hadasit may terminate the Hadasit Agreement upon giving 30 days' written notice if the Company fails to make any payment due and does not cure the remedy within 30 days' notice, or upon 60 days' written notice if the Company ceases to use the seed bank cells for the development and manufacture of its products, subject to our ability to dispute Hadasit's claim and resolution of such dispute in accordance with a process set forth in the Hadasit Agreement. Either party may terminate the Hadasit Agreement upon a material breach by the other party that is not cured within 60 days after receiving written notice, or upon giving written notice in the event of the other party's bankruptcy.

Cytocardia Acquisition

In November 2019, we acquired Cytocardia, Inc. (Cytocardia), a privately-held early-stage biotechnology company developing *ex vivo* cell engineering programs focused on replacement of damaged heart cells, in exchange for \$8.0 million in cash, net of certain indebtedness and expenses, of which \$6.8 million was an upfront cash payment, and \$1.2 million was set aside (Cytocardia Holdback Amount) to satisfy certain general representations and warranties as set forth in the stock purchase agreement. We also agreed to pay additional amounts of up to an aggregate of \$75.0 million upon the achievement of certain pre-specified development milestones and up to an aggregate of \$65.0 million in pre-specified commercial milestones. As a result of that transaction, we obtained licenses to various intellectual property and technologies, including intellectual property and technology related to our cardiomyocyte program that we rely on for development of our cardiac cell therapy product candidates. These included a license agreement with the University of Washington.

University of Washington

In October 2018, Cytocardia entered into an exclusive start-up license agreement (the UW Agreement), with the University of Washington (UW), pursuant to which Cytocardia obtained an exclusive license under certain patents relating to stem cell-derived cardiomyocytes and heart regeneration owned solely by UW or jointly by UW and the University of Cambridge for which UW has the sole right to control the protection and licensing pursuant to an inter-institutional agreement between UW and the University of Cambridge. We amended the UW Agreement in November 2019, concurrently with the closing of our acquisition of Cytocardia and in July 2020 assigned the UW Agreement from Cytocardia to us. We further amended the UW Agreement in January 2021. The scope of the license is to make, have made, use, offer to sell, sell, offer to lease or lease, import, or otherwise offer to dispose of products worldwide (i) for any use, with respect to certain specified licensed patents, (ii) for the production of cardiomyocytes having an atrial/ventricular phenotype, with respect to other specified licensed patents, and (iii) heart regeneration therapy, with respect to other specified licensed patents. Additionally, UW granted us a non-exclusive, worldwide license to use certain related know-how, clinical trial information and program materials. We may sublicense the exclusively licensed rights under the UW Agreement. We may also sublicense its rights in non-exclusively licensed rights, but only for the purpose of using them in conjunction with exclusively licensed rights. We utilize intellectual property in our cardiomyocyte program. For a period of 12 months after the effective date of the UW Agreement, UW agreed to provide reasonable written notice to us of any improvements to the licensed patents upon notice to UW.

We have the option to add such improvements to the licensed patents. Pursuant to the UW Agreement, We are required to use our commercially reasonable efforts, consistent with sound and reasonable business practices and judgment, to commercialize the licensed rights and to make and sell licensed products as soon as practicable and to maximize sales thereof. We are also obligated to achieve specified development, regulatory and commercial milestones within specified time periods.

Inventions covered in the licensed patents have arisen, in whole or in part, from federally supported research by the U.S. federal government and the licenses granted pursuant to the UW Agreement are subject to certain

rights of the U.S. government. UW has retained for itself as well as for Cambridge University and for any other not-for-profit academic research institution, an irrevocable, nonexclusive right to practice the licensed rights for academic research, instructional, or any other academic or non-commercial purpose. UW has retained for itself an irrevocable, nonexclusive license to practice licensed rights for clinical purposes. Cambridge University has also retained for itself an irrevocable, nonexclusive license to practice certain rights co-owned with UW for clinical purposes.

Pursuant to the UW Agreement, we will pay to UW a low single-digit royalty on net sales of products, with the royalty rate being subject to specified and capped reduction upon certain events. We will pay minimum annual fees for the term of the UW Agreement to be creditable against running royalty payments for the preceding calendar year on a noncumulative basis. These minimum annual fees are due following the second anniversary of the effective date of the UW Agreement and continue during the term of the UW Agreement, ranging from \$5,000 up to \$50,000 for the years following the second anniversary of the first commercial sale of an FDA-approved licensed product. We will also pay to UW non-cumulative, non-creditable, and non-refundable development milestone payments of up to \$175,000 and commercial milestone payments of up to \$700,000, for the first licensed product to achieve each such event. Furthermore, pursuant to the UW Agreement, we are obligated to pay UW a percentage of certain non-royalty sublicense income ranging from the low single-digits to middle double-digit percentage range, depending on the stage of development at the time of execution of the sublicense agreement.

The UW Agreement will expire, without further action by the parties, when all valid claims of the licensed patents have expired, and we have sold all licensed products manufactured prior to the expiration of such valid claims, which we expect to be in 2040. UW may terminate the UW Agreement if we (i) permanently cease operations, (ii) voluntarily file or have filed against us a petition under applicable bankruptcy or insolvency laws that we fail to have released within 30 days after filing, (iii) propose any dissolution, composition, or financial reorganization with creditors or if a receiver, trustee, custodian, or similar agent is appointed, (iv) make a general assignment for the benefit of creditors, (v) if we challenge the validity of the licensed patents or (vi) if we breach our material obligations under the UW Agreement and do not cure such breach within 60 days. We may terminate the UW Agreement at any time by delivering to UW a written notice of termination at least 60 days prior to the effective date of termination. In addition, we may propose to terminate certain of our licensed rights hereunder by delivering to UW a written notice of termination accompanied by a proposed written amendment to this Agreement at least 60 days prior to the effective date of termination of such licensed rights.

Non-Exclusive License and Development Agreement with Fujifilm Cellular Dynamics, Inc.

In February 2021, we entered into a non-exclusive license and development agreement (the FCDI Agreement) with Fujifilm Cellular Dynamics, Inc. (FCDI) pursuant to which we obtained non-exclusive rights and a license under certain intellectual property rights controlled by FCDI (including intellectual property rights owned by FCDI and patent rights in-licensed from the Wisconsin Alumni Research Foundation) to research, develop, make, have made, use, have used, sell, offer for sale, import and otherwise exploit human cell therapy products derived from certain iPSC lines for the treatment or prevention of certain diseases. We anticipate utilizing these intellectual property rights and iPSC lines in certain of our ex vivo cell engineering programs.

Pursuant to the FCDI Agreement, we agreed to pay FCDI an upfront fee of \$1.0 million, annual license maintenance fees, and license fees before 36 months of up to \$500K per indication for one certain cell type or up to \$350K per indication for certain other cell types. We are required to pay FCDI up to an aggregate of \$28.5 million per indication upon the achievement of certain pre-specified development and regulatory milestones for up to a total of three indications and for each additional indication up to an aggregate of \$14.25 million in pre-specified development and regulatory milestones. We are also required to pay up to an aggregate of \$8.8 million per product upon the achievement of certain pre-specified commercial milestones. In addition, we are obligated to pay royalties in the low to mid-single-digit percentage range on annual net sales of the relevant products worldwide, which obligation shall commence upon the first commercial sale of a relevant product and shall expire after 15 years on a product-by-product and country-by-country basis. The royalty rates are also subject to reduction upon certain other events.

[Table of Contents](#)

The FCDI Agreement will continue until terminated in accordance with its terms. FCDI may terminate the FCDI Agreement upon giving written notice if we fail to make any payment due or upon a material breach, subject, in each case, to our ability to dispute or cure. We may also terminate the FCDI Agreement for convenience upon prior written notice, and either party may terminate upon giving written notice in the event of the other party's bankruptcy.

Government Regulation

The FDA and other regulatory authorities at federal, state, and local levels, as well as in foreign countries, extensively regulate, among other things, the research, development, testing, manufacture, quality control, import, export, safety, effectiveness, labeling, packaging, storage, distribution, record keeping, approval, advertising, promotion, marketing, post-approval monitoring, and post-approval reporting of biologics such as those we are developing. We, along with third-party contractors, will be required to navigate the various preclinical, clinical and commercial approval requirements of the governing regulatory agencies of the countries in which we wish to conduct studies or seek approval or licensure of our product candidates. The process of obtaining regulatory approvals and the subsequent compliance with applicable federal, state, local and foreign statutes and regulations require the expenditure of substantial time and financial resources.

U.S. Biologics Regulation

In the United States, biological products are subject to regulation under the Federal Food, Drug, and Cosmetic Act, the Public Health Service Act, and other federal, state, local and foreign statutes and regulations. The process required by the FDA before biologics may be marketed in the United States generally involves the following:

- completion of preclinical laboratory tests and animal studies performed in accordance with the FDA's Good Laboratory Practice requirements (GLPs);
- submission to the FDA of an Investigational new drug application (IND), which must become effective before clinical trials may begin;
- approval by an institutional review board (IRB), or ethics committee at each clinical site before the trial is commenced;
- performance of adequate and well-controlled human clinical trials to establish the safety, purity and potency of the proposed biologic product candidate for its intended purpose;
- preparation of and submission to the FDA of a biologics license application (BLA), after completion of all pivotal clinical trials;
- satisfactory completion of an FDA Advisory Committee review, if applicable;
- a determination by the FDA within 60 days of its receipt of a BLA to file the application for review;
- satisfactory completion of an FDA pre-approval inspection of the manufacturing facility or facilities at which the proposed product is produced to assess compliance with current Good Manufacturing Practices (cGMP), and to assure that the facilities, methods and controls are adequate to preserve the biological product's continued safety, purity and potency and, if applicable, to assess compliance with the FDA's current Good Tissue Practice (cGTP) requirements for the use of human cellular and tissue products, and of selected clinical investigation sites to assess compliance with Good Clinical Practices (GCPs); and
- FDA review and approval of the BLA to permit commercial marketing of the product for particular indications for use in the United States.

Prior to beginning the first clinical trial with a product candidate in the United States, we must submit an IND to the FDA. An IND is a request for authorization from the FDA to administer an investigational new drug to humans. The central focus of an IND submission is on the general investigational plan and the protocol(s) for clinical studies. The IND also includes results of animal and *in vitro* studies assessing the toxicology, pharmacokinetics, pharmacology, and pharmacodynamic characteristics of the product; chemistry,

[Table of Contents](#)

manufacturing, and controls information; and any available human data or literature to support the use of the investigational product. An IND must become effective before human clinical trials may begin. The IND automatically becomes effective 30 days after receipt by the FDA, unless the FDA, within the 30-day time period, raises safety concerns or questions about the proposed clinical trial. In such a case, the IND may be placed on clinical hold and the IND sponsor and the FDA must resolve any outstanding concerns or questions before the clinical trial can begin. Submission of an IND therefore may or may not result in FDA authorization to begin a clinical trial.

In addition to the IND submission process, under the National Institutes of Health (NIH), Guidelines for Research Involving Recombinant DNA Molecules, or the NIH Guidelines, supervision of human gene transfer trials includes evaluation and assessment by an institutional biosafety committee (IBC), a local institutional committee that reviews and oversees research utilizing recombinant or synthetic nucleic acid molecules at that institution. The IBC assesses the safety of the research and identifies any potential risk to public health or the environment, and such review may result in some delay before initiation of a clinical trial. While the NIH Guidelines are not mandatory unless the research in question is being conducted at or sponsored by institutions receiving NIH funding of recombinant or synthetic nucleic acid molecule research, many companies and other institutions not otherwise subject to the NIH Guidelines voluntarily follow them.

Clinical trials involve the administration of the investigational product to human subjects under the supervision of qualified investigators in accordance with GCPs, which include the requirement that all research subjects provide their informed consent for their participation in any clinical study. Clinical trials are conducted under protocols detailing, among other things, the objectives of the study, the parameters to be used in monitoring safety and the effectiveness criteria to be evaluated. A separate submission to the existing IND must be made for each successive clinical trial conducted during product development and for any subsequent protocol amendments. Furthermore, an independent IRB for each site proposing to conduct the clinical trial must review and approve the plan for any clinical trial and its informed consent form before the clinical trial begins at that site, and must monitor the study until completed. Regulatory authorities, the IRB or the sponsor may suspend a clinical trial at any time on various grounds, including a finding that the subjects are being exposed to an unacceptable health risk or that the trial is unlikely to meet its stated objectives. Some studies also include oversight by an independent group of qualified experts organized by the clinical study sponsor, known as a data safety monitoring board, which provides authorization for whether or not a study may move forward at designated check points based on access to certain data from the study and may halt the clinical trial if it determines that there is an unacceptable safety risk for subjects or other grounds, such as no demonstration of efficacy. There are also requirements governing the reporting of ongoing clinical studies and clinical study results to public registries.

For purposes of BLA approval, human clinical trials are typically conducted in three sequential phases that may overlap or be combined:

- Phase 1—The investigational product is initially introduced into healthy human subjects or patients with the target disease or condition. These studies are designed to test the safety, dosage tolerance, absorption, metabolism and distribution of the investigational product in humans, the side effects associated with increasing doses, and, if possible, to gain early evidence on effectiveness.
- Phase 2—The investigational product is administered to a limited patient population with a specified disease or condition to evaluate the preliminary efficacy, optimal dosages and dosing schedule and to identify possible adverse side effects and safety risks. Multiple Phase 2 clinical trials may be conducted to obtain information prior to beginning larger and more expensive Phase 3 clinical trials.
- Phase 3—The investigational product is administered to an expanded patient population to further evaluate dosage, to provide statistically significant evidence of clinical efficacy and to further test for safety, generally at multiple geographically dispersed clinical trial sites. These clinical trials are intended to establish the overall risk/benefit ratio of the investigational product and to provide an adequate basis for product approval.

In some cases, the FDA may require, or companies may voluntarily pursue, additional clinical trials after a product is approved to gain more information about the product. These so-called Phase 4 studies may also be made a condition to approval of the BLA. Concurrent with clinical trials, companies may complete additional animal studies and develop additional information about the biological characteristics of the product candidate, and must finalize a process for manufacturing the product in commercial quantities in accordance with cGMP requirements. The manufacturing process must be capable of consistently producing quality batches of the product candidate and, among other things, must develop methods for testing the identity, strength, quality and purity of the final product. Additionally, appropriate packaging must be selected and tested, and stability studies must be conducted to demonstrate that the product candidate does not undergo unacceptable deterioration over its shelf life.

BLA Submission and Review by the FDA

Assuming successful completion of all required testing in accordance with all applicable regulatory requirements, the results of product development, nonclinical studies and clinical trials are submitted to the FDA as part of a BLA requesting approval to market the product for one or more indications. The BLA must include all relevant data available from preclinical and clinical studies, including negative or ambiguous results as well as positive findings, together with detailed information relating to the product's chemistry, manufacturing, controls, and proposed labeling, among other things. Data can come from company-sponsored clinical studies intended to test the safety and effectiveness of a use of the product, or from a number of alternative sources, including studies initiated by independent investigators. The submission of a BLA requires payment of a substantial application user fee to the FDA, unless a waiver or exemption applies.

Within 60 days following submission of the application, the FDA reviews a BLA submitted to determine if it is substantially complete before the FDA accepts it for filing. The FDA may refuse to file any BLA that it deems incomplete or not properly reviewable at the time of submission and may request additional information. In this event, the BLA must be resubmitted with the additional information. Once a BLA has been accepted for filing, the FDA's goal is to review standard applications within ten months after the filing date, or, if the application qualifies for priority review, six months after the FDA accepts the application for filing. In both standard and priority reviews, the review process may also be extended by FDA requests for additional information or clarification. The FDA reviews a BLA to determine, among other things, whether a product is safe, pure and potent and the facility in which it is manufactured, processed, packed or held meets standards designed to assure the product's continued safety, purity and potency. The FDA may also convene an advisory committee to provide clinical insight on application review questions. The FDA is not bound by the recommendations of an advisory committee, but it considers such recommendations carefully when making decisions.

Before approving a BLA, the FDA will typically inspect the facility or facilities where the product is manufactured. The FDA will not approve an application unless it determines that the manufacturing processes and facilities are in compliance with cGMP and adequate to assure consistent production of the product within required specifications. For a product candidate that is also a human cellular or tissue product, the FDA also will not approve the application if the manufacturer is not in compliance with cGTPs. These are FDA regulations that govern the methods used in, and the facilities and controls used for, the manufacture of human cells, tissues, and cellular and tissue based products (HCT/Ps) which are human cells or tissue intended for implantation, transplant, infusion, or transfer into a human recipient. The primary intent of the GTP requirements is to ensure that cell and tissue based products are manufactured in a manner designed to prevent the introduction, transmission and spread of communicable disease. FDA regulations also require tissue establishments to register and list their HCT/Ps with the FDA and, when applicable, to evaluate donors through screening and testing. Additionally, before approving a BLA, the FDA will typically inspect one or more clinical sites to assure compliance with GCP. If the FDA determines that the application, manufacturing process or manufacturing facilities are not acceptable, it will outline the deficiencies in the submission and often will request additional testing or information. Notwithstanding the submission of any requested additional information, the FDA ultimately may decide that the application does not satisfy the regulatory criteria for approval.

After the FDA evaluates a BLA and conducts inspections of manufacturing facilities where the investigational product and/or its drug substance will be produced, the FDA may issue an approval letter or a Complete Response Letter (CRL). An approval letter authorizes commercial marketing of the product with specific prescribing information for specific indications. A CRL will describe all of the deficiencies that the FDA has identified in the BLA, except that where the FDA determines that the data supporting the application are inadequate to support approval, the FDA may issue the CRL without first conducting required inspections, testing submitted product lots, and/or reviewing proposed labeling. In issuing the CRL, the FDA may recommend actions that the applicant might take to place the BLA in condition for approval, including requests for additional information or clarification. The FDA may delay or refuse approval of a BLA if applicable regulatory criteria are not satisfied, require additional testing or information and/or require post-marketing testing and surveillance to monitor safety or efficacy of a product.

If regulatory approval of a product is granted, such approval will be granted for particular indications and may entail limitations on the indicated uses for which such product may be marketed. For example, the FDA may approve the BLA with a Risk Evaluation and Mitigation Strategy (REMS), to ensure the benefits of the product outweigh its risks. A REMS is a safety strategy implemented to manage a known or potential serious risk associated with a product and to enable patients to have continued access to such medicines by managing their safe use, and could include medication guides, physician communication plans, or elements to assure safe use, such as restricted distribution methods, patient registries and other risk minimization tools. The FDA also may condition approval on, among other things, changes to proposed labeling or the development of adequate controls and specifications. Once approved, the FDA may withdraw the product approval if compliance with pre- and post-marketing requirements is not maintained or if problems occur after the product reaches the marketplace. The FDA may require one or more Phase 4 post-market studies and surveillance to further assess and monitor the product's safety and effectiveness after commercialization, and may limit further marketing of the product based on the results of these post-marketing studies.

Expedited development and review programs

The FDA offers a number of expedited development and review programs for qualifying product candidates. For example, the fast track program is intended to expedite or facilitate the process for reviewing new products that are intended to treat a serious or life-threatening disease or condition and demonstrate the potential to address unmet medical needs for the disease or condition. Fast track designation applies to the combination of the product and the specific indication for which it is being studied. The sponsor of a fast track product has opportunities for more frequent interactions with the applicable FDA review team during product development and, once a BLA is submitted, the product candidate may be eligible for priority review. A fast track product may also be eligible for rolling review, where the FDA may consider for review sections of the BLA on a rolling basis before the complete application is submitted, if the sponsor provides a schedule for the submission of the sections of the BLA, the FDA agrees to accept sections of the BLA and determines that the schedule is acceptable, and the sponsor pays any required user fees upon submission of the first section of the BLA.

A product candidate intended to treat a serious or life-threatening disease or condition may also be eligible for breakthrough therapy designation to expedite its development and review. A product candidate can receive breakthrough therapy designation if preliminary clinical evidence indicates that the product candidate, alone or in combination with one or more other drugs or biologics, may demonstrate substantial improvement over existing therapies on one or more clinically significant endpoints, such as substantial treatment effects observed early in clinical development. The designation includes all of the fast track program features, as well as more intensive FDA interaction and guidance beginning as early as Phase 1 and an organizational commitment to expedite the development and review of the product candidate, including involvement of senior managers.

Any marketing application for a drug or biologic submitted to the FDA for approval, including a product candidate with a fast track designation and/or breakthrough therapy designation, may be eligible for other types of FDA programs intended to expedite the FDA review and approval process, such as priority review and

accelerated approval. A product candidate is eligible for priority review if it is designed to treat a serious or life-threatening disease or condition, and if approved, would provide a significant improvement in safety or effectiveness compared to available alternatives for such disease or condition. For original BLAs, priority review designation means the FDA's goal is to take action on the marketing application within six months of the 60-day filing date (as compared to ten months under standard review).

Additionally, product candidates studied for their safety and effectiveness in treating serious or life-threatening diseases or conditions may receive accelerated approval upon a determination that the product has an effect on a surrogate endpoint that is reasonably likely to predict clinical benefit, or on a clinical endpoint that can be measured earlier than irreversible morbidity or mortality, that is reasonably likely to predict an effect on irreversible morbidity or mortality or other clinical benefit, taking into account the severity, rarity, or prevalence of the condition and the availability or lack of alternative treatments. As a condition of accelerated approval, the FDA will generally require the sponsor to perform adequate and well-controlled post-marketing clinical studies to verify and describe the anticipated effect on irreversible morbidity or mortality or other clinical benefit. Products receiving accelerated approval may be subject to expedited withdrawal procedures if the sponsor fails to conduct the required post-marketing studies or if such studies fail to verify the predicted clinical benefit. In addition, the FDA currently requires as a condition for accelerated approval pre-approval of promotional materials, which could adversely impact the timing of the commercial launch of the product.

In 2017, the FDA established a new regenerative medicine advanced therapy (RMAT), designation as part of its implementation of the 21st Century Cures Act. The RMAT designation program is intended to fulfill the 21st Century Cures Act requirement that the FDA facilitate an efficient development program for, and expedite review of, any drug or biologic that meets the following criteria: (i) the drug or biologic qualifies as a RMAT, which is defined as a cell therapy, therapeutic tissue engineering product, human cell and tissue product, or any combination product using such therapies or products, with limited exceptions; (ii) the drug or biologic is intended to treat, modify, reverse, or cure a serious or life-threatening disease or condition; and (iii) preliminary clinical evidence indicates that the drug or biologic has the potential to address unmet medical needs for such a disease or condition. RMAT designation provides all the benefits of breakthrough therapy designation, including more frequent meetings with the FDA to discuss the development plan for the product candidate and eligibility for rolling review and priority review. Product candidates granted RMAT designation may also be eligible for accelerated approval on the basis of a surrogate or intermediate endpoint reasonably likely to predict long-term clinical benefit, or reliance upon data obtained from a meaningful number of clinical trial sites, including through expansion of trials to additional sites.

Fast track designation, breakthrough therapy designation, priority review, accelerated approval, and RMAT designation do not change the standards for approval but may expedite the development or approval process. Even if a product candidate qualifies for one or more of these programs, the FDA may later decide that the product no longer meets the conditions for qualification or decide that the time period for FDA review or approval will not be shortened.

Orphan drug designation and exclusivity

Under the Orphan Drug Act, the FDA may grant orphan designation to a drug or biologic intended to treat a rare disease or condition, defined as a disease or condition with a patient population of fewer than 200,000 individuals in the United States, or a patient population greater than 200,000 individuals in the United States and when there is no reasonable expectation that the cost of developing and making available the drug or biologic in the United States will be recovered from sales in the United States for that drug or biologic. Orphan drug designation must be requested before submitting a BLA. After the FDA grants orphan drug designation, the generic identity of the therapeutic agent and its potential orphan use are disclosed publicly by the FDA.

If a product that has orphan drug designation subsequently receives the first FDA approval for a particular active ingredient for the disease for which it has such designation, the product is entitled to orphan product

exclusivity, which means that the FDA may not approve any other applications, including a full BLA, to market the same biologic for the same indication for seven years, except in limited circumstances, such as a showing of clinical superiority to the product with orphan drug exclusivity or if the FDA finds that the holder of the orphan drug exclusivity has not shown that it can assure the availability of sufficient quantities of the orphan drug to meet the needs of patients with the disease or condition for which the drug was designated. Orphan drug exclusivity does not prevent the FDA from approving a different drug or biologic for the same disease or condition, or the same drug or biologic for a different disease or condition. Among the other benefits of orphan drug designation are tax credits for certain research and a waiver of the BLA application user fee.

A designated orphan drug may not receive orphan drug exclusivity if it is approved for a use that is broader than the indication for which it received orphan designation. In addition, orphan drug exclusive marketing rights in the United States may be lost if the FDA later determines that the request for designation was materially defective or, as noted above, if a second applicant demonstrates that its product is clinically superior to the approved product with orphan exclusivity or the manufacturer of the approved product is unable to assure sufficient quantities of the product to meet the needs of patients with the rare disease or condition.

Post-approval requirements

Biologics are subject to pervasive and continuing regulation by the FDA, including, among other things, requirements relating to record-keeping, reporting of adverse experiences, periodic reporting, product sampling and distribution, and advertising and promotion of the product. After approval, most changes to the approved product, such as adding new indications or other labeling claims, are subject to prior FDA review and approval. There also are continuing, annual program fees for any marketed products. Biologic manufacturers and their subcontractors are required to register their establishments with the FDA and certain state agencies, and are subject to periodic unannounced inspections by the FDA and certain state agencies for compliance with cGMP, which impose certain procedural and documentation requirements up. Changes to the manufacturing process are strictly regulated, and, depending on the significance of the change, may require prior FDA approval before being implemented. FDA regulations also require investigation and correction of any deviations from cGMP and impose reporting requirements. Accordingly, manufacturers must continue to expend time, money and effort in the area of production and quality control to maintain compliance with cGMP and other aspects of regulatory compliance.

The FDA may withdraw approval if compliance with regulatory requirements and standards is not maintained or if problems occur after the product reaches the market. Later discovery of previously unknown problems with a product, including adverse events of unanticipated severity or frequency, or with manufacturing processes, or failure to comply with regulatory requirements, may result in revisions to the approved labeling to add new safety information; imposition of post-market studies or clinical studies to assess new safety risks; or imposition of distribution restrictions or other restrictions under a REMS program. Other potential consequences include, among other things:

- restrictions on the marketing or manufacturing of the product, complete withdrawal of the product from the market or product recalls;
- fines, warning letters, or untitled letters;
- clinical holds on clinical studies;
- refusal of the FDA to approve pending applications or supplements to approved applications, or suspension or revocation of product license approvals;
- product seizure or detention, or refusal to permit the import or export of products;
- consent decrees, corporate integrity agreements, debarment or exclusion from federal healthcare programs;
- mandated modification of promotional materials and labeling and the issuance of corrective information;

- the issuance of safety alerts, Dear Healthcare Provider letters, press releases and other communications containing warnings or other safety information about the product; or
- injunctions or the imposition of civil or criminal penalties.

The FDA closely regulates the marketing, labeling, advertising and promotion of biologics. A company can make only those claims relating to safety and efficacy, purity and potency that are approved by the FDA and in accordance with the provisions of the approved label. The FDA and other agencies actively enforce the laws and regulations prohibiting the promotion of off-label uses. Failure to comply with these requirements can result in, among other things, adverse publicity, warning letters, corrective advertising and potential civil and criminal penalties. Physicians may prescribe legally available products for uses that are not described in the product's labeling and that differ from those tested and approved by the FDA. Such off-label uses are common across medical specialties. Physicians may believe that such off-label uses are the best treatment for many patients in varied circumstances. The FDA does not regulate the behavior of physicians in their choice of treatments. The FDA does, however, restrict manufacturer's communications on the subject of off-label use of their products.

Biosimilars and reference product exclusivity

The Affordable Care Act, signed into law in 2010, includes a subtitle called the Biologics Price Competition and Innovation Act (BPCIA), which created an abbreviated approval pathway for biological products that are biosimilar to or interchangeable with an FDA-licensed reference biological product. The FDA has issued several guidance documents outlining an approach to review and approval of biosimilars.

Biosimilarity, which requires that there be no clinically meaningful differences between the biological product and the reference product in terms of safety, purity, and potency, can be shown through analytical studies, animal studies, and a clinical study or studies. Interchangeability requires that a product is biosimilar to the reference product and the product must demonstrate that it can be expected to produce the same clinical results as the reference product in any given patient and, for products that are administered multiple times to an individual, the biologic and the reference biologic may be alternated or switched after one has been previously administered without increasing safety risks or risks of diminished efficacy relative to exclusive use of the reference biologic. However, complexities associated with the larger, and often more complex, structures of biological products, as well as the processes by which such products are manufactured, pose significant hurdles to implementation of the abbreviated approval pathway that are still being worked out by the FDA.

Under the BPCIA, an application for a biosimilar product may not be submitted to the FDA until four years following the date that the reference product was first licensed by the FDA. In addition, the approval of a biosimilar product may not be made effective by the FDA until 12 years from the date on which the reference product was first licensed. During this 12-year period of exclusivity, another company may still market a competing version of the reference product if the FDA approves a full BLA for the competing product containing that applicant's own preclinical data and data from adequate and well-controlled clinical trials to demonstrate the safety, purity and potency of its product. The BPCIA also created certain exclusivity periods for biosimilars approved as interchangeable products. At this juncture, it is unclear whether products deemed "interchangeable" by the FDA will, in fact, be readily substituted by pharmacies, which are governed by state pharmacy law.

A biological product can also obtain pediatric market exclusivity in the United States. Pediatric exclusivity, if granted, adds six months to existing exclusivity periods and patent terms. This six-month exclusivity, which runs from the end of other exclusivity protection or patent term, may be granted based on the voluntary completion of a pediatric study in accordance with an FDA-issued "Written Request" for such a study. The BPCIA is complex and continues to be interpreted and implemented by the FDA. In addition, government proposals have sought to reduce the 12-year reference product exclusivity period. Other aspects of the BPCIA, some of which may impact the BPCIA exclusivity provisions, have also been the subject of recent litigation. As a result, the ultimate impact, implementation, and impact of the BPCIA is subject to significant uncertainty.

Other Healthcare Laws

Pharmaceutical companies are subject to additional healthcare regulation and enforcement by the federal government and by authorities in the states and foreign jurisdictions in which they conduct their business and may constrain the financial arrangements and relationships through which we research, as well as, sell, market and distribute any products for which we obtain marketing approval. Such laws include, without limitation, federal and state anti-kickback, fraud and abuse, false claims, data privacy and security and physician and other health care provider transparency laws and regulations. If our significant operations are found to be in violation of any of such laws or any other governmental regulations that apply, they may be subject to penalties, including, without limitation, administrative, civil and criminal penalties, damages, fines, disgorgement, the curtailment or restructuring of operations, integrity oversight and reporting obligations, exclusion from participation in federal and state healthcare programs and imprisonment.

Coverage and Reimbursement

Sales of any product depend, in part, on the extent to which such product will be covered by third-party payors, such as federal, state, and foreign government healthcare programs, commercial insurance and managed healthcare organizations, and the level of reimbursement for such product by third-party payors. Decisions regarding the extent of coverage and amount of reimbursement to be provided are made on a plan-by-plan basis. These third-party payors are increasingly reducing reimbursements for medical products, drugs and services. In addition, the U.S. government, state legislatures and foreign governments have continued implementing cost-containment programs, including price controls, restrictions on coverage and reimbursement and requirements for substitution of generic products. Adoption of price controls and cost-containment measures, and adoption of more restrictive policies in jurisdictions with existing controls and measures, could further limit sales of any product. Decreases in third-party reimbursement for any product or a decision by a third-party payor not to cover a product could reduce physician usage and patient demand for the product and also have a material adverse effect on sales.

Healthcare Reform

In March 2010, the Patient Protection and Affordable Care Act, as amended by the Health Care and Education Reconciliation Act, each as amended, collectively known as the ACA, was enacted, which substantially changed the way healthcare is financed by both governmental and private insurers, and significantly affected the pharmaceutical industry. The ACA contains a number of provisions, including those governing enrollment in federal healthcare programs, reimbursement adjustments and changes to fraud and abuse laws. For example, the ACA:

- increased the minimum level of Medicaid rebates payable by manufacturers of brand name drugs from 15.1% to 23.1% of the average manufacturer price;
- required collection of rebates for drugs paid by Medicaid managed care organizations;
- required manufacturers to participate in a coverage gap discount program, under which they must agree to offer 70 percent point-of-sale discounts off negotiated prices of applicable brand drugs to eligible beneficiaries during their coverage gap period, as a condition for the manufacturer's outpatient drugs to be covered under Medicare Part D; and
- imposed a non-deductible annual fee on pharmaceutical manufacturers or importers who sell "branded prescription drugs" to specified federal government programs.

Since its enactment, there have been judicial and Congressional challenges to certain aspects of the ACA, and we expect there will be additional challenges and amendments to the ACA in the future. For example, on March 2, 2020 the United States Supreme Court granted the petitions for writs of certiorari to review the U.S. Court of Appeals for the 5th Circuit ruling that the individual mandate was unconstitutional and to determine the

[Table of Contents](#)

constitutionality of the ACA in its entirety. It is uncertain when the Supreme Court will rule on this case. Other legislative changes have been proposed and adopted since the ACA was enacted, including aggregate reductions of Medicare payments to providers of 2% per fiscal year, which was temporarily suspended from May 1, 2020 through March 31, 2021 due to the COVID-19 pandemic, and reduced payments to several types of Medicare providers. Moreover, there has recently been heightened governmental scrutiny over the manner in which manufacturers set prices for their marketed products, which has resulted in several Congressional inquiries, proposed and enacted legislation and executive orders issued by the President designed to, among other things, bring more transparency to product pricing, review the relationship between pricing and manufacturer patient programs, and reform government program reimbursement methodologies for drug products. It is also possible that additional governmental action is taken in response to the COVID-19 pandemic. Individual states in the United States have also become increasingly active in implementing regulations designed to control pharmaceutical product pricing, including price or patient reimbursement constraints, discounts, restrictions on certain product access and marketing cost disclosure and transparency measures, and, in some cases, designed to encourage importation from other countries and bulk purchasing.

Facilities

Washington

Our corporate headquarters are located in Seattle, Washington, where we lease approximately 25,898 square feet of office and laboratory space pursuant to a lease agreement which was executed in November 2018 and expires in December 2026. We also lease approximately 22,188 square feet of space which we intend to build out into laboratory space, pursuant to a sublease agreement which commenced in September 2020 and expires in April 2028.

California

We occupy approximately 66,075 square feet of research and development, laboratory, and office space in South San Francisco, California, pursuant to a lease agreement which commenced in November 2018 for 32,978 square feet and was amended to include an additional 33,097 of square feet in December 2019, and expires in April 2030.

Massachusetts

We lease approximately 24,386 square feet of research and development, laboratory, and office space pursuant to the lease agreement executed in September 2018 and expiring in June 2027, and sublease an additional 31,563 square feet of similar space in an adjacent building in Cambridge, Massachusetts pursuant to a lease agreement executed in January 2020 and expiring in February 2028.

We believe that our existing facilities are sufficient for our near-term needs but expect to need additional space as we grow. We believe that suitable additional alternative spaces will be available in the future on commercially reasonable terms, if required.

Employees and Human Capital Resources

As of September 30, 2020, we had 240 employees, 186 of whom were primarily engaged in research and development activities. A total of 152 employees have an advanced degree. None of our employees are represented by a labor union or party to a collective bargaining agreement. We consider our relationship with our employees to be good.

Our human capital resources objectives include, as applicable, identifying, recruiting, retaining, incentivizing and integrating our existing and additional employees. The principal purposes of our equity incentive plans are to attract, retain and motivate selected employees, consultants and directors through the granting of stock-based compensation awards and cash-based performance bonus awards.

Research and Development

Total research and development expenses were \$9.0 million for the period of July 13, 2018 (inception) through December 31, 2018, \$119.4 million for the year ended December 31, 2019, and \$153.8 million for the nine months ended September 30, 2020.

Legal Proceedings

We are not currently a party to any material legal proceedings. From time to time, we may, however, in the ordinary course of business face various claims brought by third parties, and we may, from time to time, make claims or take legal actions to assert our rights, including intellectual property rights as well as claims relating to employment matters and the safety or efficacy of our products. Any of these claims could subject us to costly litigation, and, while we generally believe that we have adequate insurance to cover many different types of liabilities, our insurance carriers may deny coverage, may be inadequately capitalized to pay on valid claims, or our policy limits may be inadequate to fully satisfy any damage awards or settlements. If this were to happen, the payment of any such awards could have a material adverse effect on our operations, cash flows and financial position. Additionally, any such claims, whether or not successful, could damage our reputation and business.

MANAGEMENT

Executive Officers, Directors, and Significant Employees

The following table sets forth information regarding our executive officers, directors, and significant employees as of December 31, 2020:

<u>Executive Officers</u>	<u>Age</u>	<u>Position</u>
Steven D. Harr, M.D.	50	President, Chief Executive Officer, and Director
Richard Mulligan, Ph.D.	66	Head of SanaX and Executive Vice-Chairman
Christian Hordo	38	Senior Vice President, Chief Business Officer
Nathan Hardy	45	Senior Vice President, Chief Financial Officer
James J. MacDonald	46	Executive Vice President, General Counsel, and Corporate Secretary
Sunil Agarwal, M.D.	51	Executive Vice President, Head of Development and Chief Medical Officer
<u>Non-Employee Directors</u>		
Joshua H. Bilenker, M.D.(3)	49	Director
Hans Bishop(1)(2)	56	Chairman of the Board
Douglas Cole, M.D.(2)	60	Director
Robert Nelsen(2)	57	Director
Alise S. Reicin, M.D.	60	Director
Michelle Seitz, CFA(1)	55	Director
Geoffrey von Maltzahn, Ph.D.	40	Director
Mary Agnes (Maggie) Wilderotter(1)(3)	65	Director
Patrick Yang, Ph.D.(3)	72	Director
<u>Significant Employees</u>		
Robin Andrulevich	55	Executive Vice President, Chief People Officer
Terry Fry, M.D.	54	Senior Vice President, Head of T Cell Therapeutics
Steven Goldman, M.D., Ph.D.	63	Senior Vice President, Head of CNS Therapy
Stacey Ma, Ph.D.	50	Executive Vice President, Head of Technical Operations
Chuck Murry, M.D., Ph.D.	61	Senior Vice President, Head of Cardiometabolic Cell Therapy
Ed Rebar, Ph.D.	53	Senior Vice President, Chief Technology Officer
Sonja Schrepfer, M.D., Ph.D.	46	Senior Vice President, Head of Hypoimmune Platform

(1) Member of the audit committee

(2) Member of the compensation committee

(3) Member of the nominating and corporate governance committee

Executive Officers

Steven D. Harr, M.D. has served as our President and Chief Executive Officer since September 2018 and has served as a member of our board of directors (Board) since October 2018. Dr. Harr was Chief Financial Officer and Head of Corporate Development at Juno Therapeutics, Inc. (Juno), a biopharmaceutical company developing cancer immunotherapies, from April 2014 until its acquisition by Celgene in March 2018. At Juno he was responsible for the overall financial and operational strategy of the company. Prior to Juno, Dr. Harr was Managing Director and Head of Biotechnology Investment Banking at Morgan Stanley, a public multinational investment bank and financial services company, from May 2010 until April 2014, and prior to his investment banking role was the Lead Biotech Research Analyst and Co-head of Global Healthcare Research. Dr. Harr was a

[Table of Contents](#)

member of the board of directors of Loxo Oncology, a biopharmaceutical company, from November 2016 until its acquisition by Eli Lilly in February 2019. Dr. Harr was also a co-founder and member of the board of directors of JW Therapeutics, a cell therapy company in China, from February 2016 to June 2018. Dr. Harr has served on the board of Repertoire Immune Medicines, a biotechnology company, since March 2020. Dr. Harr obtained a B.A. in Economics from the College of the Holy Cross in 1993 and an M.D. from The Johns Hopkins University School of Medicine in 1998. Dr. Harr was a resident in internal medicine at the University of California, San Francisco from 1998 to 2000. We believe Dr. Harr is qualified to serve on our Board because of his extensive management and leadership experience with biopharmaceutical and life sciences companies.

Richard Mulligan, Ph.D. has served as the Head of SanaX and Executive Vice-Chairman of our Board of Directors since November 2018. Dr. Mulligan is currently the Mallinckrodt Professor of Genetics, Emeritus, at Harvard Medical School, and has been Visiting Scientist at the Massachusetts Institute of Technology since March 2017. Dr. Mulligan currently serves on the board of directors of Biogen Inc., a public biotechnology company. From 1996-2013, Dr. Mulligan served as the Mallinckrodt Professor of Genetics at Harvard and Director of the Harvard Gene Therapy Initiative. Prior to that, he was Professor of Molecular Biology at the Massachusetts Institute of Technology, and a member of the Whitehead Institute for Biomedical Research. From May 2013 to December 2016, Dr. Mulligan was Founding Partner and Senior Managing Director of Sarissa Capital Management LP, a registered investment advisor, and from March 2017 to October 2018 he served as Portfolio Manager at Icahn Capital LP. We believe Dr. Mulligan is qualified to serve on our Board because of his extensive experience in the biotechnology and life sciences industries and his substantial academic experience.

Christian Hordo has served as our Senior Vice President, Chief Business Officer since October 2018. Prior to Sana, Mr. Hordo served Juno as Vice President, Myeloma Program Lead from January 2017 to October 2018 and before that as Vice President, Head of Business Development from March 2015 to April 2018. At Juno Mr. Hordo built a team and led negotiations on multiple successfully executed transactions, including the broad strategic collaboration with Celgene. Prior to Juno, Mr. Hordo served in various roles at Genentech, most recently as Project Team Leader from December 2013 to February 2015. Christian obtained his M.B.A. from Harvard Business School, graduating with high distinction as a Baker Scholar, a M.Sc. in medical genetics and microbiology from the University of Toronto, and a B.S. in psychology at McGill University.

Sunil Agarwal, M.D. is a co-founder of Sana and has served as our Executive Vice President and Head of Development and Chief Medical Officer since July 2018. Dr. Agarwal is responsible for the overall strategy and execution of our pipeline, building Sana's development capabilities and helping to define and execute the overall corporate strategy. Prior to Sana, Dr. Agarwal was the President of Research and Development at Juno from April 2017 to May 2018, where he was responsible for the overall research and development strategy and execution. Prior to Juno, Dr. Agarwal served as partner at Sofinnova Ventures from August 2016 to April 2017. Dr. Agarwal also worked as the Chief Medical Officer and Executive Vice President of Ultragenyx Pharmaceutical Inc., a public biopharmaceutical company, from July 2014 to August 2016, where he was responsible for managing the company's clinical development and operations, regulatory affairs, biometrics, pharmacovigilance, medical affairs, pharmacology, and toxicology functions. Dr. Agarwal also served in various leadership roles at Genentech, Inc. (acquired by Roche Holdings, Inc.) from 2003 to 2014, including Senior Vice President and Global Head of Clinical Development for ophthalmology, metabolism, neurosciences, immunology, and infectious diseases. Dr. Agarwal currently serves on the board of directors for Calithera Biosciences, Inc., a public biotechnology company, and previously served on the board of MyoKardia, Inc., a public biopharmaceutical company. Dr. Agarwal completed his residency at Children's National Medical Center (CNMC), Washington, D.C., and practiced in the CNMC Pediatric Emergency Department. He obtained a B.S. in neurobiology from Cornell University and an M.D. from Tufts University School of Medicine.

Nathan Hardy has served as our Senior Vice President, Chief Financial Officer since September 2018. From August 2017 to June 2018, Mr. Hardy served as the Vice President of Finance at Juno where he led the Business, Financial Planning and Treasury organizations. Mr. Hardy worked at Amgen Inc., a biopharmaceutical company, from February 2007 to August 2017, and served in a variety of senior finance and operations leadership positions,

culminating as the Executive Director and Head of Corporate Finance. At Juno and Amgen, Mr. Hardy led resource allocation activities across the organizations, helped drive large-scale business transformation at Amgen, and was part of various acquisitions and divestitures. Prior to Amgen, Mr. Hardy held various finance positions at General Electric Co. and Sprint Corporation, a public telecommunications company. Mr. Hardy obtained a B.S. in finance from the University of Utah and an M.B.A. from the University of Notre Dame.

James J. MacDonald has served as our Executive Vice President, General Counsel, and Corporate Secretary since September 2018. Prior to Sana, Mr. MacDonald was Senior Vice President and Chief Intellectual Property Officer at Juno from March 2014 to May 2018, where he was responsible for all worldwide intellectual property activities, including strategy, development, transactions, litigation and counseling. From March 2009 to March 2014, Mr. MacDonald held both legal and business roles at Tessera, Inc. (a subsidiary of Xperi Corporation) and its affiliates, a technology company, and most recently was Executive Vice President of Intellectual Property & Business Development, responsible for business development, licensing and litigation. Prior to Tessera, Mr. MacDonald held senior roles at BigBand Networks, a provider of platforms for broadband multimedia services (acquired by ARRIS Group), and Tumbleweed Communications, a secure internet communication solutions company (acquired by Axway), practiced law at Wilson Sonsini Goodrich & Rosati PC in Palo Alto, California, and was a research and development engineer at The Procter & Gamble Company. Mr. MacDonald obtained a J.D. from Vanderbilt University Law School and a B.S. in chemical engineering from Stanford University.

Non-Employee Directors

Joshua H. Bilenker, M.D. has served as a member of our Board since December 2020. He has served as Chief Executive Officer of Loxo Oncology at Lilly, a research and development group of Eli Lilly and Company, since December 2019 and served as founding Chief Executive Officer of Loxo Oncology, Inc. from July 2013 until the acquisition of Loxo Oncology by Eli Lilly in February 2019. Prior to Loxo Oncology, Dr. Bilenker joined Aisling Capital LLC in April 2006, and has served as an Operating Partner since November 2013. Previously, Dr. Bilenker served as a medical officer in the Office of Oncology Drug Products at the FDA from August 2004 to April 2006. Dr. Bilenker serves on the board of Gossamer Bio, Inc., a public biopharmaceutical company, and previously served on the board of directors of a number of public companies including Loxo Oncology from July 2013 until the acquisition of Loxo Oncology by Eli Lilly, ViewRay, Inc. from January 2008 to June 2017, T2 Biosystems, Inc. from August 2011 to January 2017 and Roka Bioscience, Inc. from January 2012 to March 2015. Dr. Bilenker formerly served as a board member of the NCCN Foundation and BioEnterprise. Dr. Bilenker obtained an M.D. from the Johns Hopkins School of Medicine and an A.B. in English from Princeton University. We believe Dr. Bilenker is qualified to serve on our Board because of his extensive experience and service as a director or officer of, and as an investor in, public biopharmaceutical and life sciences companies.

Hans E. Bishop has served as a member of our Board since October 2018. Mr. Bishop has more than 30 years of experience in the biotechnology industry and has served as the Chief Executive Officer of GRAIL, Inc., a healthcare company, since June 2019. Mr. Bishop founded Juno in July 2013 and served as President and Chief Executive Officer until the company was acquired by Celgene in March 2018. Prior to Juno, Mr. Bishop served as Executive in Residence at Warburg Pincus, a multinational private equity firm. Earlier in his career, Mr. Bishop served as Executive Vice President and Chief Operating Officer for Dendreon, Inc., a public biopharmaceutical company developing cancer immunotherapies. Prior to Dendreon Mr. Bishop served as President of Specialty Medicine at Bayer Healthcare, a multinational pharmaceutical and life sciences company, and before that served as Senior Vice President of Global Commercial Operations at Chiron Corporation, a multinational biotechnology company, where he was also Vice President and General Manager of European Biopharmaceuticals. He currently serves as a director of Agilent Technologies, a public instrumentation manufacturing company; Lyell Immunopharma, a cellular therapy company; and JW Therapeutics. Mr. Bishop obtained a B.A. in chemistry from Brunel University in London. We believe Mr. Bishop is qualified to serve on our Board because of his extensive management experience with the pharmaceutical and biotechnology industries and his significant academic training.

Douglas Cole, M.D. has served as a member of our Board since April 2020. Dr. Cole joined Flagship Pioneering, which conceives, creates, resources and develops first-in-category life sciences companies, in 2001, and is currently a Managing Partner focused on life science investments. Dr. Cole currently serves on the board of directors of Denali Therapeutics, Foghorn Therapeutics, Sigilon Therapeutics and a number of private companies. In the past five years, Dr. Cole served on the boards of directors of Quanterix Corporation and Editas Medicine. Dr. Cole received his M.D. from the University of Pennsylvania School of Medicine and his B.A. in English from Dartmouth College. We believe Dr. Cole is qualified to sit on our board of directors given his substantial experience as an investor in emerging biopharmaceutical and life sciences companies as well as his experience serving on the boards of directors of multiple public and private biopharmaceutical companies.

Alise S. Reicin, M.D. has served as a member of our Board since December 2020. Dr. Reicin served as Chief Executive Officer and President of Tectonic Therapeutic, Inc., a biotechnology company, since August 2020. Prior to Tectonic Therapeutic, she served as President, Global Clinical Development at Celgene Corporation, a public pharmaceutical company, from November 2018 to December 2019. Prior to Celgene, she served as Head of Global Clinical Development at EMD Serono, a pharmaceutical company, from May 2015 to October 2018 and prior to that served as Vice President, Program and Pipeline Leadership, Oncology at Merck and Co., a public pharmaceutical company. Prior to Merck, she was a faculty member at Columbia Medical School and a physician and researcher at Columbia Presbyterian Hospital. Dr. Reicin serves on the board of directors of Homology Medicines, Inc., a public clinical stage biopharmaceutical company. Dr. Reicin obtained an M.D. from Harvard Medical School and a B.A. in Biochemistry from Barnard College of Columbia University. We believe Dr. Reicin is qualified to serve on our Board because of her extensive clinical expertise and leadership experience with biopharmaceutical companies.

Michelle Seitz, CFA has served as a member of our Board since December 2020. Ms. Seitz has served as Chairman and Chief Executive Officer of Russell Investments, a global investment solutions provider, since September 2017, and as Chairman since January 2018. Previously, Ms. Seitz worked in various positions at William Blair, a global investment banking and wealth management firm, from February 1996 to August 2017, most recently serving as the Chief Executive Officer of William Blair Investment Management, Chairman and President of William Blair Funds, and as a Board Member from June 2001 to August 2017. Ms. Seitz currently serves on the board of directors of the Washington Roundtable and on the Dean's Council of Kelley School of Business at Indiana University, and a member of Challenge Seattle, an alliance of chief executive officers of multinational companies within the Seattle region. Ms. Seitz is a past director of the Financial Accounting Foundation, providing oversight of FASB and GASB. Ms. Seitz obtained a B.S. in accounting from the Indiana University Kelley School of Business and her Chartered Financial Analyst designation in 1990. We believe Ms. Seitz is qualified to serve on our Board because of her extensive finance and industry experience and her experience serving boards of directors.

Geoffrey von Maltzahn, Ph.D. is a co-founder of Sana Biotechnology and has served as a member of our Board since February 2019. Dr. von Maltzahn is a General Partner at Flagship Pioneering focusing on innovation and company origination and has been with Flagship since November 2009. Dr. von Maltzahn led a Flagship Labs innovation team at Flagship Pioneering in founding Cobalt Biomedicine, where he served as its CEO and a board member, until it merged with Sana Biotechnology in February 2019. Dr. von Maltzahn currently serves as CEO and director of Tessera Therapeutics and co-CEO of Generate Biomedicines. Previously, Dr. von Maltzahn served as Kaleido's Chief Executive Officer from 2015 to 2017 and serves on the company's board of directors. Dr. von Maltzahn also serves as the Chief Innovation Officer and a director of Indigo Agriculture, Inc., an agriculture biotechnology company he co-founded in 2013 as part of Flagship Pioneering's Flagship Labs innovation foundry. Dr. von Maltzahn was a co-founder of Seres Therapeutics, Inc. in 2010, and he served as Chief Technology Officer at Seres until 2012. Dr. von Maltzahn was awarded a Ph.D. in biomedical engineering and medical physics from MIT, a M.S. in bioengineering from the University of California, San Diego, and an S.B. in chemical engineering from MIT. We believe Dr. von Maltzahn is qualified to serve on our Board due to his extensive experience co-founding and leading numerous biotechnology companies.

Robert Nelsen has served as a member of our Board since October 2018. Mr. Nelsen has served as co-founder and Managing Director of ARCH Venture Partners, a venture capital firm focused on early-stage technology companies, since 1994, and has played a significant role in the early sourcing, financing and development of more than 30 biopharmaceutical companies. Mr. Nelsen currently serves on the board of directors of several public biotechnology and biopharmaceutical companies including Beam Therapeutics, Denali Therapeutics Inc., Hua Medicine, Karuna Therapeutics, Unity Biotechnology, Inc., Vir Biotechnology and several private companies, including Apex Neuro, Bii Biosciences, Inc., Encoded Genomics, Gideon Health, GRAIL, Inc., Insitro, Lyell Immunopharma, Inc., Maze Therapeutics, Inc., Nutcracker Therapeutics, Inc., Prime Medicine, and SciNeuro Pharmaceuticals. Mr. Nelsen previously served on the board of directors of several public biotechnology and biopharmaceutical companies including Adolor Corporation, Agios Pharmaceuticals, Bellerophon Therapeutics, Fate Therapeutics, Illumina, Inc., Juno, KYTHERA Biopharmaceuticals, Inc., NeurogesX, Inc., Sage Therapeutics, Sienna Biopharmaceuticals, Inc., and Syros Pharmaceuticals. He also previously served as Trustee of the Fred Hutchinson Cancer Research Center, and as a director of the National Venture Capital Association. Mr. Nelsen obtained an M.B.A. from the University of Chicago Booth School of Business and a B.S. with majors in economics and biology from the University of Puget Sound. We believe Mr. Nelsen is qualified to serve on our Board because of his venture capital and industry experience, his extensive experience serving boards of directors of public biotechnology companies and his significant academic experience.

Mary Agnes (Maggie) Wilderotter has served as a member of our Board since May 2020. Ms. Wilderotter has served as the Chief Executive Officer and Chairman of the Grand Reserve Inn, a luxury resort and vineyard, since August 2016. From November 2004 to April 2016, Ms. Wilderotter served in a number of roles at Frontier Communications Corporation, a public telecommunications company, including as Executive Chairman of the board of directors from April 2015 to April 2016, Chairman and Chief Executive Officer from January 2006 to April 2015, and President, Chief Executive Officer and director from 2004 to 2006. Ms. Wilderotter currently serves on the board of directors of Lyft, Inc., a public multinational ridesharing company; Costco Wholesale Corporation, a public wholesale retailer; Hewlett Packard Enterprise Company, a public enterprise information technology company; and DocuSign, Inc., a public digital transaction management services company where she serves as Chairman. Ms. Wilderotter has served on many public company boards of directors, and in the past five years, was a director of Cadence Design Systems, Inc., an electronic design automation software and engineering services company; Xerox Corporation, a document management technology solutions company; DreamWorks Animation SKG, Inc., an entertainment company; The Procter & Gamble Company, a consumer goods company; DXC Technology Company, an IT services company; and Juno. Ms. Wilderotter obtained a B.A. in Economics from the College of the Holy Cross and two honorary degrees from Stevens Institute of Technology and the University of Rochester. We believe Ms. Wilderotter is qualified to serve on our Board because of her extensive leadership experience in technology and serving as a director of public companies.

Patrick Y. Yang, Ph.D. has served as a member of our Board since October 2018. Dr. Yang served as Executive Vice President and Special Advisor of Juno from September 2017 to January 2019. Since 2013, Dr. Yang has been a biotechnology and biopharmaceutical industry consultant. From January 2010 to March 2013, Dr. Yang served as Executive Vice President and Global Head of Technical Operations for F. Hoffmann-La Roche Ltd. (Roche), a healthcare company, where he was responsible for the company's pharmaceutical process development, engineering, quality, technical regulatory, supply chain, and all manufacturing plants. Before joining Roche, Dr. Yang worked for Genentech Inc., a biotechnology company; Merck & Co., a public pharmaceutical company; General Electric Co., a public industrial company; and Life Systems, Inc., a life science research and development company; during which time he developed significant experience with pharmaceuticals and biotechnology manufacturing, engineering, technology, and supply chain management. Dr. Yang served on the board of directors of Tesoro Corporation, a public independent petroleum refining and marketing company, from December 2010 to October 2018. He currently serves on the board of Amyris, Inc., a public biotechnology company; Codexis Inc., a public biotechnology company; Antheia, Inc., a synthetic biology company; National Resilience, Inc., a biomanufacturing company; and PharmaEssentia, a biopharmaceutical company, and serves as Chairman at AltruBio, Inc., a biopharmaceutical company; Acepodia, a public biotechnology company; and Archigen Biotech, a

biopharmaceutical company. Dr. Yang obtained a B.S. in Engineering from the National Chiaotung University in Taiwan, a M.Sc. in Electrical Engineering from the University of Cincinnati and a Ph.D. in engineering from the Ohio State University. We believe Dr. Yang is qualified to serve on our Board because of his extensive background and expertise in the biotechnology industry and his previous and current experience serving as a director of various public companies.

Significant Employees

Robin Andrulevich has served as our Executive Vice President and Chief People Officer since September 2018. Ms. Andrulevich is also a Founder of 9Lives HR Consulting, which provides consulting services, and has served as a Principal Consultant for the company since November 2011. Prior to Sana, Ms. Andrulevich worked at Juno as Senior Vice President, People from October 2014 to April 2018. Ms. Andrulevich currently serves as a Director of Life Science Washington, a non-profit association providing support to life science entrepreneurs and start-up companies, and has held this role since December 2017. Ms. Andrulevich studied human rights at Columbia University and obtained a B.A. in communications science from the University of Connecticut.

Terry Fry, M.D. has served as our Senior Vice President, Head of T Cell Therapeutics since August 2020. From February 2018 to August 2020 Dr. Fry was Professor of Pediatrics, Hematology and Immunology at the University of Colorado Anschutz Medical Campus and held the Robert and Kathleen Clark Endowed Chair in Pediatric Cancer Therapeutics at the Children's Hospital in Colorado, where he was responsible for building the cell therapy program and CAR T translational research lab. From August 2010 to January 2018 Dr. Fry was the Head of the Hematologic Malignancies Section in the Pediatric Oncology Branch of the National Cancer Institutes. Dr. Fry obtained an M.D. from Georgetown University and a B.A. in biology at Colgate University.

Steven Goldman, M.D., Ph.D. has served as our Senior Vice President, Head of CNS Therapy since October 2020. Dr. Goldman has also served as Professor of Neurology since September 2003, Chairman of the Department of Neurology between September 2008 and August 2012, and Chief of the Division of Cell and Gene Therapy since September 2003 at the University of Rochester Medical Center. Prior to that he was the Nathan Cummings Professor of Neurology at Cornell University Medical Center, where he was employed from July 1988 through August 2003. Additionally, he has served as Co-Director of Rochester's Center for Translational Neuromedicine since July 2007; this center is a joint enterprise with the University of Copenhagen Faculty of Health and Medical Sciences, whose faculty he joined part-time as a Professor of Neuroscience and Neurology in March 2014. Previously, Dr. Goldman served as a voting member of the U.S. Food and Drug Administration's (FDA's) Cellular, Tissue, and Gene Therapy Advisory Committee from July 2010 to June 2014. Dr. Goldman completed his internship in internal medicine and residency in neurology at New York Hospital-Cornell Medical Center and the Memorial Sloan-Kettering Cancer Center in June 1988. Dr. Goldman obtained a Ph.D. in cellular neurobiology from Rockefeller University, an M.D. from Cornell University, and a B.A. in Biology and Psychology from the University of Pennsylvania.

Stacey Ma, Ph.D. has served as our Executive Vice President and Head of Technical Operations since March 2019. Prior to Sana, Dr. Ma held various roles at Genentech, Inc. / E. Hoffman-La Roche Ltd. from July 1996 to March 2019. Most recently, Dr. Ma worked as the Global Head of Pharma Technical Innovation & MSAT from February 2018 to March 2019 and as Global Head of IMP Quality, Pharma Technical Development from May 2015 to February 2018. Dr. Ma is an American Institute for Medical and Biological Engineering (AIMBE) fellow and has co-chaired many international scientific conferences and workshops related to CMC development strategies, including several co-sponsored by the FDA, European Medicines Agency and Chinese Food and Drug Administration. Dr. Ma obtained a B.S. in chemical engineering from the University of Minnesota and a Ph.D., M.Phil. and M.S. in chemical engineering from Yale University.

Chuck Murry, M.D., Ph.D. has served as our Senior Vice President of Cardiac Cell Therapy Research since November 2019 and as our Head of Cardiometabolic Cell Therapy since May 2020. Dr. Murry joined the University of Washington faculty in 1996 and has worked as a professor since 2004. He founded the University

[Table of Contents](#)

of Washington's Center for Cardiovascular Biology in 2005 and co-founded the Institute for Stem Cell and Regenerative Medicine in 2006. Dr. Murry is an elected fellow of the American Association for the Advancement of Science, the Association of American Physicians, the American Institute for Medical and Biological Engineering, and the Washington State Academy of Sciences. Dr. Murry is currently a member of the Board of Directors and serves on the Clinical Translation Committee of the International Society for Stem Cell Research. Dr. Murry obtained a B.S. in chemistry from the University of North Dakota, and an M.D. and a Ph.D. in Medicine and Pathology from Duke University. Dr. Murry completed his residency in diagnostic and experimental pathology at the University of Washington.

Edward Rebar, Ph.D. has served as our Senior Vice President and Chief Technology Officer since March 2020. Dr. Rebar worked at Sangamo Therapeutics, Inc., a public biotechnology company, from July 1998 to April 2020, to develop the company's zinc finger protein platform for therapeutic applications in genome editing, gene regulation and cell engineer. Dr. Rebar held roles of increasing responsibility at Sangamo Therapeutics, Inc., including most recently as Chief Technology Officer. Dr. Rebar was a post-doctoral fellow at the University of California, Berkeley, from 1997 to 1998. Dr. Rebar obtained a B.S. in biochemistry from Rutgers University and a Ph.D. in biophysics and structural biology from MIT.

Sonja Schrepfer, M.D., Ph.D. has served as our Senior Vice President, Head of the Hypoimmune Platform since February 2019. Dr. Schrepfer has been a professor at the University of California, San Francisco (UCSF) in the Department of Surgery since December 2015. Dr. Schrepfer is also currently advisor of the Central Ethics Commission for Stem Cell Research in Germany. From October 2017 to October 2018 she served as founder of Phoenix Inc., a startup company on immune editing. In February 2009, Dr. Schrepfer became the youngest Heisenberg Professor in Medicine in Germany and led the Stem Cell Immunology program at the University of Hamburg until her recruitment to UCSF in 2015. Previously, from January 2007 to February 2009, she was Faculty at Stanford University School of Medicine, where she founded the Transplant and Stem Cell Immunobiology laboratory. Dr. Schrepfer obtained an M.D., a Doctoral Thesis from the University of Wuerzburg, received cardiac and transplant surgery training from the Universities Munich and Hamburg, a Ph.D. in immunology from the University of Hamburg, and received Postdoctoral training from Stanford University.

Family Relationships

There are no family relationships among any of our executive officers or directors.

Board Structure and Composition

Director Independence

Our board of directors currently consists of eleven members. Our board of directors has determined that all of our directors, other than Drs. Harr and Mulligan, qualify as independent directors in accordance with the Nasdaq Stock Market LLC (Nasdaq), Marketplace Rules, or the Nasdaq Listing Rules. Drs. Harr and Mulligan are not considered independent by virtue of their positions as executive officers of the Company. Under the Nasdaq Listing Rules, the definition of independence includes a series of objective tests, such as that the director is not, and has not been for at least three years, one of our employees and that neither the director nor any of his or her family members has engaged in various types of business dealings with us. In addition, as required by the Nasdaq Listing Rules, our board of directors has made a subjective determination as to each independent director that no relationships exists that, in the opinion of our board of directors, would interfere with the exercise of independent judgment in carrying out the responsibilities of a director. In making these determinations, our board of directors reviewed and discussed information provided by the directors and us with regard to each director's relationships as they may relate to us and our management.

Classified Board of Directors

In accordance with our amended and restated certificate of incorporation, which will be effective immediately prior to the completion of this offering, our board of directors will be divided into three classes with

Table of Contents

staggered three-year terms. At each annual general meeting of stockholders, the successors to directors whose terms then expire will be elected to serve from the time of election and qualification until the third annual meeting following election. Our directors will be divided among the three classes as follows:

- The Class I directors will be Drs. Cole, Harr and Yang and Ms. Seitz, and their terms will expire at the annual meeting of stockholders to be held in 2022;
- The Class II directors will be Messrs. Bishop and Mr. Nelsen, Drs. Reicin and von Maltzahn, and their terms will expire at the annual meeting of stockholders to be held in 2023; and
- The Class III directors will be Drs. Bilenker and Mulligan and Ms. Wilderotter, and their terms will expire at the annual meeting of stockholders to be held in 2024.

We expect that any additional directorships resulting from an increase in the number of directors will be distributed among the three classes so that, as nearly as possible, each class will consist of one-third of the directors. The division of our board of directors into three classes with staggered three-year terms may delay or prevent a change of our management or a change in control.

Voting Arrangements

The election of the members of our board of directors is currently governed by the amended and restated voting agreement that we entered into with certain holders of our common stock and convertible preferred stock and the related provisions of our amended and restated certificate of incorporation. Pursuant to our amended and restated voting agreement and amended and restated certificate of incorporation, our current directors were elected as follows:

- Mr. Nelsen and Ms. Wilderotter were elected as the designees of ARCH Venture Partners;
- Drs. Cole and von Maltzahn were elected as the designees of Flagship Pioneering;
- Mr. Bishop was elected and designated by the holders of a majority of our common stock;
- Dr. Harr was elected and designated as our then serving and current Chief Executive Officer; and
- Ms. Seitz was elected and designated by the Board, which designation rights had been delegated to the Board by F-Prime; and
- Drs. Bilenker, Mulligan, Reicin and Yang were elected and designated by the holders of a majority of our common stock and convertible preferred stock.

Our amended and restated voting agreement will terminate and the provisions of our current amended and restated certificate of incorporation by which our directors were elected will be amended and restated in connection with this offering. After this offering, the number of directors will be fixed by our board of directors, subject to the terms of our amended and restated certificate of incorporation and amended and restated bylaws that will become effective immediately prior to the completion of this offering. Each of our current directors will continue to serve as a director until the election and qualification of his or her successor, or until his or her earlier death, resignation or removal.

Leadership Structure of the Board

Our amended and restated bylaws and corporate governance guidelines provide our board of directors with flexibility to combine or separate the positions of Chairman of the board of directors and Chief Executive Officer. Mr. Bishop currently serves as the Chairman of the Board.

Our board of directors has concluded that our current leadership structure is appropriate at this time. However, our board of directors will continue to periodically review our leadership structure and may make such changes in the future as it deems appropriate.

Role of Board in Risk Oversight Process

Risk assessment and oversight are an integral part of our governance and management processes. Our board of directors encourages management to promote a culture that incorporates risk management into our corporate strategy and day-to-day business operations. Management discusses strategic and operational risks at regular management meetings, and conducts specific strategic planning and review sessions during the year that include a focused discussion and analysis of the risks facing us. Throughout the year, senior management reviews these risks with the board of directors at regular board meetings as part of management presentations that focus on particular business functions, operations or strategies, and presents the steps taken by management to mitigate or eliminate such risks.

Our board of directors does not have a standing risk management committee, but rather administers this oversight function directly through our board of directors as a whole, as well as through various standing committees of our board of directors that address risks inherent in their respective areas of oversight. While our board of directors is responsible for monitoring and assessing strategic risk exposure, our audit committee is responsible for overseeing our major financial risk exposures and the steps our management has taken to monitor and control these exposures. The audit committee also approves or disapproves any related person transactions. Our nominating and corporate governance committee monitors the effectiveness of our corporate governance guidelines. Our compensation committee assesses and monitors whether any of our compensation policies and programs has the potential to encourage excessive risk-taking.

Board Committees

Our board of directors has three standing committees: the audit committee; the compensation committee; and the nominating and corporate governance committee. Each committee is governed by a charter that will be available on our website following completion of this offering.

Audit Committee

Effective as of the date the registration statement of which this prospectus forms a part is declared effective by the SEC, the members of our audit committee will consist of Mary Agnes (Maggie) Wilderotter, Hans Bishop, and Michelle Seitz. Mary Agnes (Maggie) Wilderotter will be the chairperson of our audit committee. The composition of our audit committee meets the requirements for independence under the current Nasdaq listing standards and Rule 10A-3 of the Exchange Act. Each member of our audit committee is financially literate. In addition, our board of directors has determined that Mary Agnes (Maggie) Wilderotter is an “audit committee financial expert” within the meaning of the SEC rules. This designation does not impose on such directors any duties, obligations, or liabilities that are greater than are generally imposed on members of our audit committee and our board of directors. Our audit committee is directly responsible for, among other things:

- appointing, retaining, compensating, and overseeing the work of our independent registered public accounting firm;
- discussing with our independent registered public accounting firm their objectivity and independence;
- reviewing with our independent registered public accounting firm the scope and results of the firm’s annual audit of our financial statements;
- overseeing the financial reporting process and discussing with management and our independent registered public accounting firm the financial statements that we will file with the SEC;
- pre-approving all audit and permissible non-audit services to be performed by our independent registered public accounting firm;
- reviewing policies related to risk assessment and risk management;
- reviewing our accounting and financial reporting policies;

[Table of Contents](#)

- reviewing, overseeing, approving, or disapproving any related-person transactions;
- reviewing with our management the scope and results of management's evaluation of our disclosure controls and procedures and management's assessment of our internal control over financial reporting, including the related certifications to be included in the periodic reports we will file with the SEC; and
- establishing procedures for the confidential anonymous submission of concerns regarding questionable accounting, internal controls.

Compensation Committee

Effective as of the date the registration statement of which this prospectus forms a part is declared effective by the SEC, the members of our compensation committee will consist of Hans Bishop, Douglas Cole, M.D., and Robert Nelsen. Hans Bishop will be the chairperson of our compensation committee. Each of Hans Bishop, Douglas Cole, M.D., and Robert Nelsen is a non-employee director, as defined by Rule 16b-3 promulgated under the Exchange Act and meets the requirements for independence under the current Nasdaq listing standard. Our compensation committee is responsible for, among other things:

- reviewing and making recommendations to our board of directors regarding the compensation of executive officers;
- authority to act as an administrator of our equity incentive plans;
- reviewing and making recommendations to our board of directors with respect to, incentive compensation and equity plans;
- reviewing and recommending that our board of directors approve the compensation for our non-employee board members; and
- establishing and reviewing general policies relating to compensation and benefits of our employees.

Nominating and Corporate Governance Committee

Effective as of the date the registration statement of which this prospectus forms a part is declared effective by the SEC, the members of our nominating and corporate governance committee will consist of Mary Agnes (Maggie) Wilderotter, Joshua Bilenker and Patrick Yang. Mary Agnes (Maggie Wilderotter) will be the chairperson of our nominating and corporate governance committee. Mary Agnes (Maggie) Wilderotter, Joshua Bilenker and Patrick Yang meet the requirements for independence under the current Nasdaq listing standards. Our nominating and corporate governance committee is responsible for, among other things:

- identifying and recommending candidates for membership on our board of directors;
- developing and recommending our corporate governance guidelines and policies;
- reviewing and recommending changes to the leadership structure of our board of directors;
- overseeing periodic self-evaluations of our board of directors and its committees; and
- making recommendations to our board of directors regarding corporate governance matters.

Code of Business Conduct and Ethics

In connection with this offering, our board of directors will adopt a code of business conduct and ethics that applies to all of our employees, officers, and directors, including our Chief Executive Officer, Chief Financial Officer, and other executive and senior financial officers. Upon completion of this offering, the full text of our code of business conduct and ethics will be posted on the investor relations section of our website. We intend to disclose future amendments to our code of business conduct and ethics, or any waivers of such code, on our website or in public filings.

Compensation Committee Interlocks and Insider Participation

None of our executive officers has served as a member of a compensation committee (or if no committee performs that function, the board of directors) of any other entity that has an executive officer serving as a member of our board of directors.

EXECUTIVE AND DIRECTOR COMPENSATION

This section discusses the material components of the executive compensation program for our named executive officers (NEOs) who are named in the subsection titled “—2020 Summary Compensation Table.” In 2020, our NEOs and their positions were as follows:

- Steven D. Harr, M.D., *President and Chief Executive Officer*;
- Richard Mulligan, Ph.D., *Executive Vice-Chairman and Head of SanaX*; and
- Christian Hordo, *Senior Vice President and Chief Business Officer*.

This discussion may contain forward-looking statements that are based on our current plans, considerations, expectations and determinations regarding future compensation programs. Actual compensation programs and policies that we implement following the completion of this offering may differ materially from the currently planned programs summarized in this discussion.

As an “emerging growth company” as defined in the JOBS Act, we are not required to include a Compensation Discussion and Analysis section and have elected to comply with the scaled disclosure requirements applicable to emerging growth companies.

Summary Compensation Table

The following table sets forth information concerning the compensation awarded to or earned by our NEOs during our fiscal year ended December 31, 2020.

2020 SUMMARY COMPENSATION TABLE

Name and Principal Position	Year	Salary (\$)	Bonus (\$)	Stock Awards (\$)	Option Awards (\$)(1)	Non-Equity Incentive Plan Compensation (\$)(2)	All Other Compensation (\$)(3)	Total (\$)
Steven D. Harr, M.D. President and Chief Executive Officer	2020	535,000	—	—	6,015,947	—	—	6,550,947
Richard Mulligan, Ph.D. Executive Vice-Chairman and Head of SanaX(4)	2020	418,674	—	—	1,144,357	—	337,780	1,900,811
Christian Hordo Senior Vice President and Chief Business Officer	2020	350,200	—	—	1,105,346	—	—	1,455,546

- (1) The amounts shown represent the grant date fair values of option awards granted in 2020 as computed in accordance with Financial Accounting Standards Board (FASB) Accounting Standard Codification (ASC) Topic 718. See Note 13, Stock-based compensation to our condensed consolidated financial statements included elsewhere in this prospectus for a discussion of the assumptions used in the calculation of these amounts.
- (2) As of the date of this filing, annual performance-based cash bonus amounts for 2020 have not been finalized by the board of directors. Annual bonuses are expected to be finalized by the board of directors in February 2021 based on the achievement of certain corporate performance objectives and individual performance will be determined in connection with completing our financial statements for the year ended December 31, 2020 and will be disclosed in a subsequent filing under Form 8-K. Please see the descriptions of the annual performance bonuses paid to our named executive officers under “2020 Bonuses” below.
- (3) Amount comprised of \$337,780 of principal and interest accrued on a promissory note we forgave in November 2020.
- (4) Dr. Mulligan served as a consultant prior to becoming employed as Head of SanaX in April 2020. Amount reported in the salary column for Dr. Mulligan includes \$124,443 earned while providing consulting services, in 2020.

Narrative to Summary Compensation Table

2020 Salaries

The named executive officers receive a base salary to compensate them for services rendered to our company. The base salary payable to each named executive officer is intended to provide a fixed component of compensation reflecting the executive’s skill set, experience, role and responsibilities.

[Table of Contents](#)

For 2020, Dr. Harr's annual base salary was \$535,000 and Mr. Hordo's annual base salary was \$350,200. Until April 23, 2020, Dr. Mulligan served as a consultant and was paid a monthly retainer of \$33,333. Our board of directors established Dr. Mulligan's annual base salary at \$450,000 in connection with his commencement of employment with us.

2020 Bonuses

We maintain an annual performance-based cash bonus program in which each of our named executive officers participated in 2020. Each of our named executive officers' target bonus is expressed as a percentage of base salary. The 2020 annual bonuses for Dr. Harr, Dr. Mulligan and Mr. Hordo were targeted at 50%, 40% and 35% of their respective annual base salaries, pro-rated, in the case of Dr. Mulligan, for his partial year of employment.

For 2020, our named executive officers were eligible to earn annual cash bonuses based on the achievement of certain corporate performance objectives approved by our board of directors and its compensation committee, as well as individual performance for Dr. Mulligan and Mr. Hordo. Dr. Harr's annual cash bonus is determined solely based on certain corporate performance objectives. In February 2021, our board of directors and its compensation committee will review and approve the achievement of our 2020 corporate goals. Based on this level of achievement, and adjustments for individual 2020 performance for Dr. Mulligan and Mr. Hordo, the actual bonus payouts for our named executive officers will be determined by our board of directors.

Until April 23, 2020, Dr. Mulligan served as a consultant to us and was eligible to earn a discretionary fee of up to 40% of his monthly retainer for services performed in 2019. In March 2020, we paid Dr. Mulligan \$160,000 based on our board of director's assessment of Dr. Mulligan's service as a consultant.

Equity Compensation

We have granted stock options to our employees, including our named executive officers, in order to attract and retain them, as well as to align their interests with the interests of our stockholders. In order to provide a long-term incentive, these stock options generally vest over four years subject to continued service to the company.

In January 2020, we granted to Dr. Harr and Mr. Hordo an option to purchase 590,000 and 137,500 shares of our common stock, respectively, which vest as to 25% of the shares underlying the options on February 14, 2021 and as to 1/48th of the shares underlying the options monthly thereafter, subject to continued service.

In April 2020, in connection with his commencement of employment with us, we granted to Dr. Mulligan an option to purchase 112,500 shares of common stock, which vests as to 25% of the shares underlying the option on April 23, 2021 and as to 1/48th of the shares underlying the option monthly thereafter, subject to continued service.

In November 2020, we granted to Dr. Harr, Dr. Mulligan and Mr. Hordo an option to purchase 1,118,723, 200,000 and 200,000 shares of our common stock, respectively. Dr. Mulligan and Mr. Hordo's options vest as to 25% of the shares underlying the options on February 15, 2022 and as to 1/48th of the shares underlying the options monthly thereafter, subject to continued service. Dr. Harr's stock option vests (a) with respect to 50% of the shares underlying the award over a four year period with 25% vesting on February 15, 2022 and as to the remaining portion on a monthly basis thereafter, subject to continued service through the applicable vesting date and (b) with respect to the remaining 50% of the shares underlying the award over a four year period commencing with 25% vesting on the later of the satisfaction of certain performance conditions or February 15, 2022 and as to the remaining portion on a monthly basis following the one-year anniversary of the vesting commencement date, subject to continued service through the applicable vesting date.

[Table of Contents](#)

In connection with this offering, we have adopted the 2021 Incentive Award Plan, referred to below as the 2021 Plan, in order to facilitate the grant of cash and equity incentives to directors, employees (including our named executive officers) and consultants of our company and certain of its affiliates and to enable us to obtain and retain services of these individuals, which is essential to our long-term success. The 2021 Plan became effective on the date immediately prior to the date the registration statement relating to this offering became effective. For additional information about the 2021 Plan, please see the section titled “Equity Incentive Plans” below.

Other Elements of Compensation

Retirement Plans

We maintain a tax-qualified 401(k) retirement savings plan for our employees, including our named executive officers, who satisfy certain eligibility requirements. Our named executive officers are eligible to participate in the 401(k) plan on the same terms generally as other eligible, full-time employees. U.S. Internal Revenue Code of 1986 (The Code) allows eligible employees to defer a portion of their compensation, within prescribed limits, on a pre-tax basis through contributions to the 401(k) plan. We believe that providing a vehicle for tax-deferred retirement savings through our 401(k) plan adds to the overall desirability of our executive compensation package and further incentivizes our employees, including our named executive officers, in accordance with our compensation policies. We have not made any employer contributions under our 401(k) plan since inception.

Employee Benefits and Perquisites

Health and Welfare Plans and Perquisites. All of our current named executive officers are eligible to participate in our employee benefit plans, including our medical, dental, vision, disability and life insurance plans, in each case on the same basis as all of our other employees. We generally do not provide perquisites or personal benefits to our named executive officers.

No Tax Gross-Ups

We do not make gross-up payments to cover our named executive officers’ personal income taxes that may pertain to any of the compensation or perquisites paid or provided by our company.

Table of Contents

Outstanding Equity Awards at Fiscal Year End

The following table sets forth information concerning the number of shares of common stock underlying outstanding equity incentive awards for each named executive officer as of December 31, 2020.

Name	Vesting Commencement Date ⁽¹⁾	Number of Securities Underlying Unexercised Options Exercisable (#)	Number of Securities Underlying Unexercised Options Unexercisable (#)	Option Exercise Price (\$)	Option Expiration Date	Number of Shares or Units of Stock not yet Vested (#) ⁽²⁾	Market Value of Shares or Units not yet Vested (\$) ⁽³⁾
Steven D. Harr, M.D.	9/4/2018 ⁽⁴⁾	—	—	—	—	2,612,695 ⁽⁵⁾	38,145,347
	2/14/2020	—	590,000	1.48	1/29/2030	—	—
	2/15/2021 ⁽⁶⁾	—	1,118,723	7.80	11/9/2030	—	—
Richard Mulligan Ph. D.	12/1/2018	—	—	—	—	1,499,060	21,886,276
	4/23/2020	—	112,500	2.40	4/22/2030	—	—
	2/15/2021	—	200,000	7.80	11/8/2030	—	—
Christian Hordo	11/19/2018	—	—	—	—	467,187	6,820,930
	2/14/2020	—	137,500	1.48	1/26/2030	—	—
	2/15/2021	—	200,000	7.80	11/8/2030	—	—

- (1) Except as otherwise noted, each restricted stock award and option vests as to 25% of the shares initially underlying the option on the first anniversary of the vesting commencement date and as to 1/48th of the shares initially underlying the option each month thereafter until fully vested on the fourth anniversary of the vesting commencement date, subject to continued service to us through the applicable vesting date.
- (2) Constitute restricted common shares that are subject to repurchase at their original purchase price upon a termination of service. The repurchase right lapses over the vesting schedule, subject to continued service to us through the applicable vesting date.
- (3) Amounts are calculated by multiplying the number of shares shown in the table by \$14.60, the estimated fair market value of our common stock as of December 31, 2020.
- (4) The restricted shares vest as to 12.5% of the shares initially underlying the shares on the vesting commencement date and as to 87.5% of the shares initially underlying the shares each month in equal monthly installments thereafter until fully vested on the fourth anniversary of the vesting commencement date, subject to continued service to us through the applicable vesting date.
- (5) Includes 261,269 unvested restricted shares of Harr Family Irrevocable Trust of 2015 dtd 12/28/2015.
- (6) The stock option vests (a) with respect to 50% of the shares underlying the award over a four year period with 25% vesting on February 15, 2022 and as to the remaining portion on a monthly basis thereafter, subject to continued service through the applicable vesting date and (b) with respect to the remaining 50% of the shares underlying the award over a four year period commencing with 25% vesting on the later of the satisfaction of certain performance conditions or February 15, 2022 and as to the remaining portion on a monthly basis following the one-year anniversary of the vesting commencement date, subject to continued service through the applicable vesting date.

Executive Compensation Arrangements

Below is a description of the material terms of each employment contract, agreement, plan or arrangement that provides for the employment of and payments to our NEOs (including such payments to be made at, following or in connection with the resignation, retirement or other termination of an NEO, or following a change in control).

Steven D. Harr, M.D.

In September 2018 we entered into an offer letter with Steven D. Harr, M.D., providing for at-will employment, an annual base salary, and eligibility to participate in our employee benefit plans. In addition, Dr. Harr is eligible to earn an annual cash bonus targeted at 50% of his base salary.

Under Dr. Harr's offer letter, upon a termination without cause or resignation for good reason (each such term as defined below), other than during the three months prior to a change in control and ending 12 months after the change in control, Dr. Harr is entitled to receive (i) 12 months of his base salary and target bonus and

Table of Contents

(ii) reimbursement for continued health, vision, and dental coverage through COBRA for a period of twelve months, subject Dr. Harr providing us a general release of claims. On the day of any such termination or resignation, we may enter into a consulting agreement with Dr. Harr for a period of twelve months that provides for (i) annual consulting fees equal to his annual base salary in effect at the time of the termination or resignation, (ii) continued vesting of equity awards held by him for a period of 12 months, and (iii) the right to exercise any vested stock options held by him for a period of 90 days following the term of the consulting agreement.

In the event Dr. Harr's employment with us is terminated by us without cause or he resigns for good reason during the period commencing 3 months prior to a change in control and ending 12 months after a change in control, Dr. Harr is entitled to receive (i) his base salary in effect at the time of termination for a period of 18 months and 1.5 times his target annual bonus, (ii) reimbursement for COBRA coverage for a period of 18 months and (iii) accelerated vesting of all equity awards held by him, subject to Dr. Harr providing a general release of claims against us.

If Dr. Harr is terminated due to his death, his estate or beneficiary shall be entitled to any unpaid bonus for a year prior to the year of termination and a pro rata annual bonus for the year of termination, in each case, to be paid as soon as administratively practicable following the date of such termination.

For purposes of Dr. Harr's offer letter, the following terms will have the following meanings:

- "cause" means: (i) a willful act of dishonesty made by Dr. Harr in connection with his responsibilities as an employee; (ii) Dr. Harr's conviction of, or plea of *nolo contendere* to, a felony or any crime involving fraud, embezzlement or a material violation of federal or state law by him, any of which that our board of directors reasonably determines in good faith has had or will have a material detrimental effect on the Company's reputation or business; (iii) Dr. Harr's willful and material unauthorized use or disclosure of any proprietary information or trade secrets of the Company or any other party to whom he owes an obligation of nondisclosure as a result of his relationship with the Company; (iv) Dr. Harr's willful material breach of any obligations under any written agreement or covenant with the Company; or (v) Dr. Harr's continued substantial failure to perform his employment duties (other than as a result of his physical or mental incapacity). No termination for cause under (iv) or (v) shall be effectuated until after Dr. Harr has received a written demand of performance from our board of directors that specifically sets forth the factual basis for our board of directors' determination that Dr. Harr has not substantially performed his duties and has failed to cure such non-performance to our board of directors' reasonable satisfaction within thirty (30) business days after receiving such notice. For purposes of this definition, no act or failure to act shall be considered willful unless it is done in bad faith and without reasonable intent that the act or failure to act was in the best interest of the Company. Any act, or failure to act, based upon authority or instructions given to Dr. Harr pursuant to a resolution duly adopted by our board of directors or based on the advice of counsel for the Company will be conclusively presumed to be done or omitted to be done Dr. Harr in good faith and in the best interest of the Company.
- "good reason" means Dr. Harr's resignation within 30 days following expiration of any Cure Period (as defined below) following the occurrence of one or more of the following, without his written consent: (i) a material reduction in Dr. Harr's base salary or target annual bonus; (ii) a material diminution of Dr. Harr's title, duties, responsibilities or reporting lines; (iii) a change in the location of Dr. Harr's employment of more than 50 miles; (iv) failure by the Company to timely grant certain equity awards promised in Dr. Harr's offer letter; or (v) Dr. Harr not being elected or re-elected as a member of our board of directors. No event will be considered good reason unless (a) Dr. Harr has given written notice to the Company of his intention to terminate his employment for good reason, describing the grounds for such action, no later than 90 days after the first occurrence of such circumstances, (b) Dr. Harr has provided the Company with at least 30 days in which to cure the circumstances (the "Cure Period"), and (c) if the Company is not successful in curing the circumstance, Dr. Harr ends his employment within 30 days after the end of the Cure Period.

[Table of Contents](#)

Richard Mulligan, Ph.D.

In April 2020, we entered into an offer letter with Richard Mulligan, Ph.D., providing for at-will employment, an annual base salary, and eligibility to participate in our employee benefit plans. In addition, Dr. Mulligan is eligible to earn an annual cash bonus targeted at 40% of his base salary.

Under Dr. Mulligan's offer letter, upon Dr. Mulligan's termination of employment by us for other than cause or his resignation for good reason (each such term as defined below), in each case outside of the period commencing 3 months prior to a change in control and ending 12 months after a change in control, he is entitled to receive (i) nine months of base salary and 75% of his target bonus and (ii) reimbursement for COBRA coverage for a period of nine months, subject to Dr. Mulligan providing a general release of claims against us.

Prior to his employment with us, Dr. Mulligan served as a consultant to us pursuant to a consulting agreement. Under the consulting agreement, Dr. Mulligan was paid a monthly retainer of \$33,333 and was eligible for a discretionary fee of up to 40% of the retainer paid to him based on our board of director's assessment of his performance under the consulting agreement.

For purposes of Dr. Mulligan's offer letter, the following terms will have the following meanings:

- "cause" means: (i) a willful act of dishonesty made by Dr. Mulligan in connection with his responsibilities as an employee; (ii) Dr. Mulligan's conviction of, or plea of *nolo contendere* to, a felony or any crime involving fraud, embezzlement or a material violation of federal or state law by him, any of which that our board of directors reasonably determines in good faith has had or will have a material detrimental effect on the Company's reputation or business; (iii) Dr. Mulligan's willful and material unauthorized use or disclosure of any proprietary information or trade secrets of the Company or any other party to whom he owes an obligation of nondisclosure as a result of his relationship with the Company; (iv) Dr. Mulligan's willful material breach of any obligations under any written agreement or covenant with the Company; or (v) Dr. Mulligan's continued substantial failure to perform his employment duties (other than as a result of his physical or mental incapacity). No termination for cause under (iv) or (v) shall be effectuated until after Dr. Mulligan has received a written demand of performance from our chief executive officer that specifically sets forth the factual basis for our chief executive officer's determination that Dr. Mulligan has not substantially performed his duties and has failed to cure such non-performance to our chief executive officer's reasonable satisfaction within thirty (30) business days after receiving such notice. For purposes of this definition, no act or failure to act shall be considered willful unless it is done in bad faith and without reasonable intent that the act or failure to act was in the best interest of the Company. Any act, or failure to act, based upon authority or instructions given to Dr. Mulligan pursuant to a resolution duly adopted by our chief executive officer or based on the advice of counsel for the Company will be conclusively presumed to be done or omitted to be done Dr. Mulligan in good faith and in the best interest of the Company.
- "good reason" means Dr. Mulligan's resignation within 30 days following expiration of any Cure Period (as defined below) following the occurrence of one or more of the following, without his written consent: (i) a material reduction in Dr. Mulligan's base salary or target annual bonus; (ii) a material diminution of Dr. Mulligan's title, duties, responsibilities or reporting lines; or (iii) a change in the location of Dr. Mulligan's employment of more than 50 miles. No event will be considered good reason unless (a) Dr. Mulligan has given written notice to the Company of his intention to terminate his employment for good reason, describing the grounds for such action, no later than 90 days after the first occurrence of such circumstances, (b) Dr. Mulligan has provided the Company with at least 30 days in which to cure the circumstances (the "Cure Period"), and (c) if the Company is not successful in curing the circumstance, Dr. Mulligan ends his employment within 30 days after the end of the Cure Period.

Christian Hordo

On November 9, 2018, we entered into an offer letter with Christian Hordo, providing for at-will employment, an annual base salary, and eligibility to participate in our employee benefit plans. In addition, Christian Hordo is eligible to earn an annual cash bonus targeted at 35% of his base salary.

Under Mr. Hordo's offer letter, upon Mr. Hordo's termination of employment by us for other than cause or his resignation for good reason (each such term as defined below), in each case outside of the period commencing 3 months prior to a change in control and ending 12 months after a change in control, he is entitled to receive (i) nine months of base salary and 75% of his target bonus and (ii) reimbursement for COBRA coverage for a period of nine months, subject to Mr. Hordo providing a general release of claims against us.

For purposes of Mr. Hordo's offer letter, the following terms will have the following meanings:

- "cause" means: (i) a willful act of dishonesty made by Mr. Hordo in connection with his responsibilities as an employee; (ii) Mr. Hordo's conviction of, or plea of *nolo contendere* to, a felony or any crime involving fraud, embezzlement or a material violation of federal or state law by him, any of which that our board of directors reasonably determines in good faith has had or will have a material detrimental effect on the Company's reputation or business; (iii) Mr. Hordo's willful and material unauthorized use or disclosure of any proprietary information or trade secrets of the Company or any other party to whom he owes an obligation of nondisclosure as a result of his relationship with the Company; (iv) Mr. Hordo's willful material breach of any obligations under any written agreement or covenant with the Company; or (v) Mr. Hordo's continued substantial failure to perform his employment duties (other than as a result of his physical or mental incapacity). No termination for cause under (iv) or (v) shall be effectuated until after Mr. Hordo has received a written demand of performance from our chief executive officer that specifically sets forth the factual basis for our chief executive officer's determination that Mr. Hordo has not substantially performed his duties and has failed to cure such non-performance to our chief executive officer's reasonable satisfaction within thirty (30) business days after receiving such notice. For purposes of this definition, no act or failure to act shall be considered willful unless it is done in bad faith and without reasonable intent that the act or failure to act was in the best interest of the Company. Any act, or failure to act, based upon authority or instructions given to Mr. Hordo pursuant to a resolution duly adopted by our chief executive officer or based on the advice of counsel for the Company will be conclusively presumed to be done or omitted to be done Mr. Hordo in good faith and in the best interest of the Company.
- "good reason" means Mr. Hordo's resignation within 30 days following expiration of any Cure Period (as defined below) following the occurrence of one or more of the following, without his written consent: (i) a material reduction in Mr. Hordo's base salary or target annual bonus; (ii) a material diminution of Mr. Hordo's title, duties, responsibilities or reporting lines; or (iii) a change in the location of Mr. Hordo's employment of more than 50 miles; or (iv) failure by the Company to timely grant certain equity awards promised in Mr. Hordo's offer letter. No event will be considered good reason unless (a) Mr. Hordo has given written notice to the Company of his intention to terminate his employment for good reason, describing the grounds for such action, no later than 90 days after the first occurrence of such circumstances, (b) Mr. Hordo has provided the Company with at least 30 days in which to cure the circumstances (the "Cure Period"), and (c) if the Company is not successful in curing the circumstance, Mr. Hordo ends his employment within 30 days after the end of the Cure Period.

Change in Control Severance Plan

Each of Dr. Mulligan and Mr. Hordo are eligible to participate in our change in control severance plan. Under the change in control severance plan, in the event the executive's employment with us is terminated by us without cause or he resigns for good reason during the period commencing 3 months prior to a change in control

[Table of Contents](#)

and ending 12 months after a change in control, the executive is entitled to receive (i) his base salary in effect at the time of termination for a period of 12 months and 1 times his target annual bonus, (ii) reimbursement for COBRA coverage for a period of 12 months and (iii) accelerated vesting of all equity awards held by him, subject to the executive providing a general release of claims against us.

For purposes of our the following terms have the following meanings:

- “cause” means the occurrence of any of the following: (a) an act of dishonesty made by the applicable executive in connection with such executive’s responsibilities as an employee; (b) the applicable executive’s conviction of, or plea of *nolo contendere* to, a felony or any crime involving fraud, embezzlement or any other act of moral turpitude, or a material violation of federal or state law by such executive that our board of directors reasonably determines has had or will have a material detrimental effect on the Company’s reputation or business; (c) the applicable executive’s gross misconduct; (d) the applicable executive’s willful and material unauthorized use or disclosure of any proprietary information or trade secrets of the Company or any other party to whom the applicable executive owes an obligation of nondisclosure as a result of the applicable executive’s relationship with the Company; (e) the applicable executive’s willful breach of any material obligations under any written agreement or covenant with the Company; or (f) the applicable executive’s continued substantial failure to perform such executive’s employment duties (other than as a result of such executive’s physical or mental incapacity) after such executive has received a written demand of performance from our chief executive officer or such executive’s supervisor that specifically sets forth the factual basis for our chief executive officer’s or such executive’s supervisor’s determination that the applicable executive has not substantially performed such executive’s duties and has failed to cure such non-performance to our chief executive officer’s or such executive’s supervisor’s reasonable satisfaction within 30 business days after receiving such notice. No act or failure to act shall be considered willful unless it is done in bad faith and without reasonable intent that the act or failure to act was in the best interest of the Company or required by law. Any act, or failure to act, based upon authority or instructions given to the applicable executive pursuant to a direct instruction from our chief executive officer or based on the advice of counsel for the Company will be conclusively presumed to be done or omitted to be done by the applicable executive in good faith and in the best interest of the Company.
- “good reason” means, the applicable executive’s resignation within 30 days following the end of the Cure Period (as defined below), without the applicable executive’s express written consent, of one or more of the following: (a) a material reduction by the Company in the applicable executive’s then-current annual base salary; (b) a material diminution of the applicable executive’s authority, duties, or responsibilities relative to the applicable executive’s authority, duties, or responsibilities in effect immediately prior to such reduction; (c) a change in the location of the applicable executive’s employment of more than 50 miles; or (d) the Company’s material breach of the terms of any material written agreement or covenant with the applicable executive related to the applicable executive’s provision of services to the Company. In order for an event to qualify as good reason, the applicable executive must not terminate employment with the Company without first providing the Company with written notice of the acts or omissions constituting the grounds for “good reason” within 90 days of the initial existence of the grounds for “good reason” and a reasonable cure period of 30 days following the date of written notice (the “Cure Period”), and such grounds must not have been cured during such time.

[Table of Contents](#)

Director Compensation

2020 Director Compensation Program

Historically, our directors have not received compensation for their service. The following table contains information concerning the compensation of our non-employee directors in 2020:

Name ⁽¹⁾	Fees Earned or Paid in Cash (\$)	Stock Awards (\$)	Option Awards (\$) ⁽²⁾	All Other Compensation (\$)	Total (\$)
Hans E. Bishop	—	—	—	—	—
Robert Nelsen	—	—	—	—	—
Mary Agnes (Maggie) Wilderotter	—	—	140,363	—	140,363
Michelle Seitz	—	—	456,766	—	456,766
Joshua H. Bilenker, M.D.	—	—	456,766	—	456,766
Alise S. Reicin, M.D.	—	—	456,766	—	456,766
Geoffrey von Maltzahn, Ph.D.	—	—	—	—	—
Patrick Y. Yang, Ph.D.	—	—	—	—	—
Douglas Cole, M.D.	—	—	—	—	—

(1) Steven D. Harr, M.D., our President and Chief Executive Officer, and Richard Mulligan, Ph.D, our Executive Vice-Chairman and Head of SanaX, are not included in this table as they are employees of the company. All compensation paid to Drs. Harr and Mulligan for the period they served as directors during 2020 is reflected in the section titled “—2020 Summary Compensation Table.”

(2) The amounts shown represent the grant date fair values of option awards granted in 2020 as computed in accordance with FASB ASC Topic 718. See Note 13, Stock-based compensation to our condensed consolidated financial statements included elsewhere in this prospectus for a discussion of the assumptions used in the calculation of these.

We have approved a compensation policy for our non-employee directors, or the Director Compensation Program, to be effective in connection with the consummation of this offering. Pursuant to the Director Compensation Program, our non-employee directors will receive cash compensation as follows:

- Each non-employee director will receive an annual cash retainer in the amount of \$40,000 per year.
- Any Non-Executive Chairperson will receive an additional annual cash retainer in the amount of \$30,000 per year.
- The chairperson of the audit committee will receive additional annual cash compensation in the amount of \$20,000 per year for such chairperson’s service on the audit committee. Each non-chairperson member of the audit committee will receive additional annual cash compensation in the amount of \$10,000 per year for such member’s service on the audit committee.
- The chairperson of the compensation committee will receive additional annual cash compensation in the amount of \$15,000 per year for such chairperson’s service on the compensation committee. Each non-chairperson member of the compensation committee will receive additional annual cash compensation in the amount of \$7,500 per year for such member’s service on the compensation committee.
- The chairperson of the nominating and corporate governance committee will receive additional annual cash compensation in the amount of \$10,000 per year for such chairperson’s service on the nominating and corporate governance committee. Each non-chairperson member of the nominating and corporate governance committee will receive additional annual cash compensation in the amount of \$5,000 per year for such member’s service on the nominating and corporate governance committee.
- Each non-employee director may also elect to receive all or part of his or her annual cash retainer in the form of restricted stock units under our 2021 Incentive Award Plan. Elections to convert all or a portion of the annual cash retainer into restricted stock units must generally be made on or prior to December 31 of the year prior to the year in which the annual cash retainer is scheduled to be paid, or such earlier deadline as established by our board of directors or compensation committee. Each

individual who first becomes a non-employee director is permitted to elect to convert the annual cash retainer payments scheduled to be paid in the same calendar year into restricted stock units, provided that the election is made prior to the date the individual becomes a non-employee director. Restricted stock units granted in lieu of all or a portion of the annual cash retainer are issued fully vested on the date of grant, and have a grant date fair value equal to the amount of the applicable portion of the annual cash retainer.

- Additionally, if permitted by our board of directors or the compensation committee, non-employee directors may elect to defer all or part of the settlement of their restricted stock units issuable in lieu of all or a portion of the annual cash retainer. Any such deferral election is subject to the rules, conditions and procedures as determined by our board of directors or the compensation committee in its sole discretion, which are intended to comply with the requirements of Section 409A of the Internal Revenue Code. Timing of the settlement of any deferred restricted stock units is made in accordance with the terms of the applicable deferral election.

Under the Director Compensation Program, each non-employee director will automatically be granted (i) an option to purchase that number of shares of our common stock calculated by dividing (a) \$700,000 by (b) the per share grant date fair value of the option, calculated based on the closing trading price of our common stock as of the date of grant (or if the date of grant is not a trading day, the immediately preceding trading day) and using assumptions published in our most recent periodic report as of the date of grant, rounded down to the nearest whole share, upon the director's initial appointment or election to our board of directors, referred to as the Initial Grant, and (ii) for each non-employee director who has served for at least four months as of the date of each annual stockholder's meeting, an option to purchase that number of shares of our common stock calculated by dividing (a) \$350,000 by (b) the per share grant date fair value of the option, calculated based on the closing trading price of our common stock as of the date of grant (or if the date of grant is not a trading day, the immediately preceding trading day) and using assumptions published in our most recent periodic report as of the date of grant, rounded down to the nearest whole share, automatically on the date of each annual stockholder's meeting thereafter, referred to as the Annual Grant. The Initial Grant will vest and become exercisable as to 1/36th of the underlying shares on a monthly basis over three years, subject to continued service through each applicable vesting date. The Annual Grant will vest and become exercisable on the first anniversary of the date of grant, provided, that if our annual stockholder's meeting immediately following the date of grant takes place prior to the first anniversary of the date of grant, the Annual Grant will vest and become exercisable immediately prior to our annual stockholder's meeting following the date of grant, subject to continued service through each applicable vesting date.

In the event of a change in control (as defined in the Director Compensation Policy), each Initial Option and Annual Option, along with any other stock options or equity-based awards held by any non-employee director, will vest and become exercisable immediately prior to such change in control.

Incentive Compensation Plans

The following summarizes the material terms of the 2021 Incentive Award Plan and the 2021 Employee Stock Purchase Plan, which will be the long-term incentive compensation plans in which our directors and named executive officers are eligible to participate following the consummation of this offering, the 2019 Restricted Stock Unit Plan, and the 2018 Equity Incentive Plan, under which we have previously made periodic grants of equity and equity-based awards to our directors and named executive officers.

2021 Incentive Award Plan

We adopted the 2021 Plan, which will be effective on the date immediately prior to the date our registration statement relating to this offering becomes effective. The principal purpose of the 2021 Plan is to attract, retain and motivate selected employees, consultants and directors through the granting of stock-based compensation awards and cash-based performance bonus awards. The material terms of the 2021 Plan, as it is currently contemplated, are summarized below.

[Table of Contents](#)

Share Reserve. Under the 2021 Plan, a number of shares of our common stock equal to 8% of our outstanding common stock after this offering will be initially reserved for issuance pursuant to a variety of stock-based compensation awards, including stock options, stock appreciation rights, or SARs, restricted stock awards, restricted stock unit awards, performance bonus awards, performance stock unit awards, dividend equivalents, or other stock or cash based awards. The number of shares initially reserved for issuance or transfer pursuant to awards under the 2021 Plan will be increased by (i) the number of shares represented by awards outstanding under our 2018 Plan, or 2018 Plan Awards, that become available for issuance under the counting provisions described below following the effective date and (ii) an annual increase on the first day of each fiscal year beginning in 2022 and ending in 2031, equal to the lesser of (A) 5% of the shares of stock outstanding (on an as converted basis) on the last day of the immediately preceding fiscal year and (B) such smaller number of shares of stock as determined by our board of directors; provided, however, that no more than 127,170,664 shares of stock may be issued upon the exercise of incentive stock options.

The following counting provisions will be in effect for the share reserve under the 2021 Plan:

- to the extent that an award (including a 2018 Plan Award) expires, lapses or is terminated, converted into an award in respect of shares of another entity in connection with a spin-off or other similar event, exchanged for cash, surrendered, repurchased, canceled, in any case, in a manner that results in us acquiring the underlying shares at a price not greater than the price paid by the participant or not issuing the underlying shares, such unused shares subject to the award at such time will be available for future grants under the 2021 Plan;
- to the extent shares are tendered or withheld to satisfy the grant, exercise price or tax withholding obligation with respect to any award under the 2021 Plan or 2018 Plan Award, such tendered or withheld shares will be available for future grants under the 2021 Plan;
- to the extent shares subject to stock appreciation rights are not issued in connection with the stock settlement of stock appreciation rights on exercise thereof, such shares will be available for future grants under the 2021 Plan;
- the payment of dividend equivalents in cash in conjunction with any outstanding awards or 2018 Plan Awards will not be counted against the shares available for issuance under the 2021 Plan; and
- shares issued in assumption of, or in substitution for, any outstanding awards of any entity acquired in any form of combination by us or any of our subsidiaries will not be counted against the shares available for issuance under the 2021 Plan.

In addition, the sum of the grant date fair value of all equity-based awards and the maximum that may become payable pursuant to a cash-based award to any individual for services as a non-employee director during any calendar year may not exceed \$1,500,000.

Administration. The compensation committee of our board of directors is expected to administer the 2021 Plan unless our board of directors assumes authority for administration. The board of directors may delegate its powers to a committee, which, to the extent required to comply with Rule 16b-3, is intended to be comprised of “non-employee directors” for purposes of Rule 16b-3 under the Exchange Act. The 2021 Plan provides that the board or compensation committee may delegate its authority to grant awards other than to individuals subject to Section 16 of the Exchange Act or officers or directors to whom authority to grant awards has been delegated.

Subject to the terms and conditions of the 2021 Plan, the administrator has the authority to select the persons to whom awards are to be made, to determine the number of shares to be subject to awards and the terms and conditions of awards, and to make all other determinations and to take all other actions necessary or advisable for the administration of the 2021 Plan. The administrator is also authorized to adopt, amend or rescind rules relating to administration of the 2021 Plan. Our board of directors may at any time remove the compensation committee as the administrator and reconstitute itself the authority to administer the 2021 Plan. The full board of directors will administer the 2021 Plan with respect to awards to non-employee directors.

[Table of Contents](#)

Eligibility. Awards under the 2021 Plan may be granted to individuals who are then our officers, employees or consultants or are the officers, employees or consultants of certain of our subsidiaries. Such awards also may be granted to our directors. However, only employees of our company or certain of our subsidiaries may be granted incentive stock options, or ISOs.

Awards. The 2021 Plan provides that the administrator may grant or issue stock options, SARs, restricted stock, restricted stock units, performance bonus awards, performance stock units, other stock- or cash-based awards and dividend equivalents, or any combination thereof. Each award will be set forth in a separate agreement with the person receiving the award and will indicate the type, terms and conditions of the award.

- *Nonstatutory Stock Options*, or NSOs, will provide for the right to purchase shares of our common stock at a specified price which may not be less than fair market value on the date of grant, and usually will become exercisable (at the discretion of the administrator) in one or more installments after the grant date, subject to the participant's continued employment or service with us and/or subject to the satisfaction of corporate performance targets and individual performance targets established by the administrator. NSOs may be granted for any term specified by the administrator that does not exceed ten years.
- *Incentive Stock Options*, or ISOs, will be designed in a manner intended to comply with the provisions of Section 422 of the Code and will be subject to specified restrictions contained in the Code. Among such restrictions, ISOs must have an exercise price of not less than the fair market value of a share of common stock on the date of grant, may only be granted to employees, and must not be exercisable after a period of ten years measured from the date of grant. In the case of an ISO granted to an individual who owns (or is deemed to own) at least 10% of the total combined voting power of all classes of our capital stock, the 2021 Plan provides that the exercise price must be at least 110% of the fair market value of a share of common stock on the date of grant and the ISO must not be exercisable after a period of five years measured from the date of grant.
- *Restricted Stock* may be granted to any eligible individual and made subject to such restrictions as may be determined by the administrator. Restricted stock, typically, may be forfeited for no consideration or repurchased by us at the original purchase price if the conditions or restrictions on vesting are not met. In general, restricted stock may not be sold or otherwise transferred until restrictions are removed or expire. Purchasers of restricted stock, unlike recipients of options, will have voting rights and will have the right to receive dividends, if any, prior to the time when the restrictions lapse, however, extraordinary dividends will generally be placed in escrow, and will not be released until restrictions are removed or expire.
- *Restricted Stock Units* may be awarded to any eligible individual, typically without payment of consideration, but subject to vesting conditions based on continued employment or service or on performance criteria established by the administrator. Like restricted stock, restricted stock units may not be sold, or otherwise transferred or hypothecated, until vesting conditions are removed or expire. Unlike restricted stock, stock underlying restricted stock units will not be issued until the restricted stock units have vested, and recipients of restricted stock units generally will have no voting or dividend rights prior to the time when vesting conditions are satisfied.
- *Stock Appreciation Rights*, or SARs, may be granted in connection with stock options or other awards, or separately. SARs granted in connection with stock options or other awards typically will provide for payments to the holder based upon increases in the price of our common stock over a set exercise price. The exercise price of any SAR granted under the 2021 Plan must be at least 100% of the fair market value of a share of our common stock on the date of grant. SARs under the 2021 Plan will be settled in cash or shares of our common stock, or in a combination of both, at the election of the administrator.
- *Performance Bonus Awards and Performance Stock Units* are denominated in cash or shares/unit equivalents, respectively, and may be linked to one or more performance or other criteria as determined by the administrator.
- *Other Stock or Cash Based Awards* are awards of cash, fully vested shares of our common stock and other awards valued wholly or partially by referring to, or otherwise based on, shares of our common

[Table of Contents](#)

stock. Other stock or cash based awards may be granted to participants and may also be available as a payment form in the settlement of other awards, as standalone payments and as payment in lieu of base salary, bonus, fees or other cash compensation otherwise payable to any individual who is eligible to receive awards. The administrator will determine the terms and conditions of other stock or cash based awards, which may include vesting conditions based on continued service, performance and/or other conditions.

- *Dividend Equivalents* represent the right to receive the equivalent value of dividends paid on shares of our common stock and may be granted alone or in tandem with awards other than stock options or SARs. Dividend equivalents are converted to cash or shares by such formula and such time as determined by the administrator. In addition, dividend equivalents with respect to an awards subject to vesting will either (i) to the extent permitted by applicable law, not be paid or credited or (ii) be accumulated and subject to vesting to the same extent as the related award.

Any award may be granted as a performance award, meaning that the award will be subject to vesting and/or payment based on the attainment of specified performance goals.

Change in Control. In the event of a change in control, unless the administrator elects to terminate an award in exchange for cash, rights or other property, or cause an award to accelerate in full prior to the change in control, such award will continue in effect or be assumed or substituted by the acquirer, provided that any performance-based portion of the award will be subject to the terms and conditions of the applicable award agreement; provided, however, that an award holder experiences a termination of service during the period beginning three months prior to and ending 12 months following the closing of a change in control that is effected by the Company without cause or by such holder for good reason, then, the award(s) held by such person shall become fully vested and, if applicable, exercisable and all forfeiture restrictions on such award(s) shall lapse as of immediately prior to the consummation of such change in control or, if later, the date of such termination of service. In the event the acquirer refuses to assume or replace awards granted, prior to the consummation of such transaction, awards issued under the 2021 Plan (other than any portion subject to performance-based vesting) will be subject to accelerated vesting such that 100% of such awards will become vested and exercisable or payable, as applicable. The administrator may also make appropriate adjustments to awards under the 2021 Plan and is authorized to provide for the acceleration, cash-out, termination, assumption, substitution or conversion of such awards in the event of a change in control or certain other unusual or nonrecurring events or transactions.

Adjustments of Awards. The administrator has broad discretion to take action under the 2021 Plan, as well as make adjustments to the terms and conditions of existing and future awards, to prevent the dilution or enlargement of intended benefits and facilitate necessary or desirable changes in the event of certain transactions and events affecting our common stock, such as stock dividends, stock splits, mergers, acquisitions, consolidations and other corporate transactions. In addition, in the event of certain non-reciprocal transactions with our stockholders known as “equity restructurings,” the administrator will make equitable adjustments to the 2021 Plan and outstanding awards.

Amendment and Termination. The administrator may terminate, amend or modify the 2021 Plan at any time and from time to time. However, we must generally obtain stockholder approval to the extent required by applicable law, rule or regulation (including any applicable stock exchange rule), and generally no amendment may materially and adversely affect any outstanding award without the affected participant’s consent. Notwithstanding the foregoing, an option may be amended to reduce the per share exercise price below the per share exercise price of such option on the grant date and options may be granted in exchange for, or in connection with, the cancellation or surrender of options having a higher per share exercise price without receiving additional stockholder approval.

No incentive stock options may be granted pursuant to the 2021 Plan after the tenth anniversary of the effective date of the 2021 Plan, and no additional annual share increases to the 2021 Plan’s aggregate share limit will occur from and after such anniversary. Any award that is outstanding on the termination date of the 2021 Plan will remain in force according to the terms of the 2021 Plan and the applicable award agreement.

2021 Employee Stock Purchase Plan

We adopted the 2021 Employee Stock Purchase Plan, which we refer to as our ESPP, which will be effective on the date immediately prior to the date the registration statement relating to this offering becomes effective. The ESPP is designed to allow our eligible employees to purchase shares of our common stock, at periodic intervals, with their accumulated payroll deductions. The ESPP is intended to qualify under Section 423 of the Code. The material terms of the ESPP, as it is currently contemplated, are summarized below.

Administration. Subject to the terms and conditions of the ESPP, our compensation committee will administer the ESPP. Our compensation committee can delegate administrative tasks under the ESPP to the services of an agent and/or employees to assist in the administration of the ESPP. The administrator will have the discretionary authority to administer and interpret the ESPP. Interpretations and constructions of the administrator of any provision of the ESPP or of any rights thereunder will be conclusive and binding on all persons. We will bear all expenses and liabilities incurred by the ESPP administrator.

Share Reserve. The maximum number of our shares of our common stock which will be authorized for sale under the ESPP is equal to the sum of (i) a number of shares of common stock equal to 1% of our outstanding common stock after this offering and (ii) an annual increase on the first day of each year beginning in 2022 and ending in 2031, equal to the lesser of (A) 1% of the shares of common stock outstanding (on an as converted basis) on the last day of the immediately preceding fiscal year and (B) such number of shares of common stock as determined by our board of directors; provided, however, no more than 26,033,561 shares of our common stock may be issued under the ESPP. The shares reserved for issuance under the ESPP may be authorized but unissued shares or reacquired shares.

Eligibility. Employees eligible to participate in the ESPP for a given offering period generally include employees who are employed by us or one of our subsidiaries on the first day of the offering period, or the enrollment date. Our employees (and, if applicable, any employees of our subsidiaries) who customarily work less than five months in a calendar year or are customarily scheduled to work less than 20 hours per week will not be eligible to participate in the ESPP. Finally, an employee who owns (or is deemed to own through attribution) 5% or more of the combined voting power or value of all our classes of stock or of one of our subsidiaries will not be allowed to participate in the ESPP.

Participation. Employees will enroll under the ESPP by completing a payroll deduction form permitting the deduction from their compensation of at least 1% of their compensation but not more than 15% of their compensation. Such payroll deductions may be expressed as either a whole number percentage or a fixed dollar amount, and the accumulated deductions will be applied to the purchase of shares on each purchase date. However, a participant may not purchase more than 100,000 shares in each offering period and may not accrue the right to purchase shares of common stock at a rate that exceeds \$25,000 in fair market value of shares of our common stock (determined at the time the option is granted) for each calendar year the option is outstanding (as determined in accordance with Section 423 of the Code). The ESPP administrator has the authority to change these limitations for any subsequent offering period.

Offering. Under the ESPP, participants are offered the option to purchase shares of our common stock at a discount during a series of successive offering periods, the duration and timing of which will be determined by the ESPP administrator. However, in no event may an offering period be longer than 27 months in length.

The option purchase price will be the lower of 85% of the closing trading price per share of our common stock on the first trading date of an offering period in which a participant is enrolled or 85% of the closing trading price per share on the purchase date, which will occur on the last trading day of each offering period.

Unless a participant has previously canceled his or her participation in the ESPP before the purchase date, the participant will be deemed to have exercised his or her option in full as of each purchase date. Upon exercise, the participant will purchase the number of whole shares that his or her accumulated payroll deductions will buy at the option purchase price, subject to the participation limitations listed above.

[Table of Contents](#)

A participant may cancel his or her payroll deduction authorization at any time prior to the end of the offering period. Upon cancellation, the participant will have the option to either (i) receive a refund of the participant's account balance in cash without interest or (ii) exercise the participant's option for the current offering period for the maximum number of shares of common stock on the applicable purchase date, with the remaining account balance refunded in cash without interest. Following at least one payroll deduction, a participant may also decrease (but not increase) his or her payroll deduction authorization once during any offering period. If a participant wants to increase or decrease the rate of payroll withholding, he or she may do so effective for the next offering period by submitting a new form before the offering period for which such change is to be effective.

A participant may not assign, transfer, pledge or otherwise dispose of (other than by will or the laws of descent and distribution) payroll deductions credited to a participant's account or any rights to exercise an option or to receive shares of our common stock under the ESPP, and during a participant's lifetime, options in the ESPP shall be exercisable only by such participant. Any such attempt at assignment, transfer, pledge or other disposition will not be given effect.

Adjustments upon Changes in Recapitalization, Dissolution, Liquidation, Merger or Asset Sale. In the event of any increase or decrease in the number of issued shares of our common stock resulting from a stock split, reverse stock split, stock dividend, combination or reclassification of the common stock, or any other increase or decrease in the number of shares of common stock effected without receipt of consideration by us, we will proportionately adjust the aggregate number of shares of our common stock offered under the ESPP, the number and price of shares which any participant has elected to purchase under the ESPP and the maximum number of shares which a participant may elect to purchase in any single offering period. If there is a proposal to dissolve or liquidate us, then the ESPP will terminate immediately prior to the consummation of such proposed dissolution or liquidation, and any offering period then in progress will be shortened by setting a new purchase date to take place before the date of our dissolution or liquidation. We will notify each participant of such change in writing at least 10 business days prior to the new exercise date. If we undergo a merger with or into another corporation or sell all or substantially all of our assets, each outstanding option will be assumed or an equivalent option substituted by the successor corporation or the parent or subsidiary of the successor corporation. If the successor corporation refuses to assume the outstanding options or substitute equivalent options, then any offering period then in progress will be shortened by setting a new purchase date to take place before the date of our proposed sale or merger. We will notify each participant of such change in writing at least 10 business days prior to the new exercise date.

Amendment and Termination. Our board of directors may amend, suspend or terminate the ESPP at any time. However, the board of directors may not amend the ESPP without obtaining stockholder approval within 12 months before or after such amendment to the extent required by applicable laws.

2019 Restricted Stock Unit Plan

General. In March 2019, in connection with the acquisition of Cobalt Biomedicine Inc. ("Cobalt"), our board of directors adopted a restricted stock unit plan (the "RSU Plan") under which we granted restricted stock units to certain of our employees and consultants. No additional awards may be granted under the RSU Plan. Generally, outstanding awards under the RSU Plan vest based on satisfaction of three requirements: (i) a service-based vesting requirement pursuant to which 1/16th of the restricted stock units subject to an applicable award will vest on each quarterly anniversary of the applicable vesting commencement date, (ii) a milestone-based vesting requirement, which was satisfied in July of 2019, and (iii) a liquidity event-based vesting requirement, which will be satisfied on the six-month anniversary of the effective date of the completion of this offering.

Share Reserve. 349,254 shares of our common stock were reserved for issuance under the RSU Plan. As of September 30, 2020, there were restricted stock unit awards covering an aggregate of 325,672 shares of our common stock outstanding under the RSU Plan.

[Table of Contents](#)

Administration. Our board of directors administers the RSU Plan. Our board of directors has the authority to determine which service providers will receive an award under the RSU Plan, to grant awards under the RSU Plan and to set the terms and conditions of such awards including, but not limited to, vesting and forfeiture provisions. In addition, our board has discretion to take all actions and make all determinations contemplated by the RSU Plan and to adopt, amend and repeal such administrative rules, guidelines and practices relating to the RSU Plan as it shall deem advisable. Our board of directors may correct any defect or ambiguity, supply any omission or reconcile any inconsistency in the RSU Plan or any award granted thereunder in the manner and to the extent it shall deem necessary or appropriate to carry the RSU Plan and any such awards into effect, as determined by our board of directors in its discretion.

Awards. Under the RSU Plan, restricted stock units may be granted to eligible service providers of the Company. Each restricted stock unit represents the right to receive a share of our common stock upon vesting. Our board of directors determines the terms and conditions of restricted stock units including any vesting criteria and forfeiture conditions, which may include accomplishing specified performance criteria or continued service to us, and the form and timing of payment.

Change in Control. In the event of a change in control, our board of directors may (i) cause any outstanding awards to terminate in exchange for cash or other property with a value equal to the amount that could have been obtained upon settlement of the vested portion of such award, (ii) provide for full accelerated vesting of outstanding awards, (iii) to provide that outstanding awards will be assumed, substituted or replaced, or (iv) provide that outstanding awards will be terminated and may not vest or become payable following the consummation of such change in control; provided however, that if a change in control occurs and awards are not continued, converted, assumed or replaced with a substantially similar awards, and further provided that the participant is still a service provider of the company, then immediately prior to the change in control such awards shall become fully vested, exercisable and/or payable.

Transferability. Except as otherwise provided by our board of directors or as set forth in an applicable award agreement, restricted stock units granted under the RSU Plan may not be transferred except by will or the laws of descent and distribution.

Amendment or Termination. Our board of directors has the authority to amend, suspend or terminate the RSU Plan, provided that no such amendment may materially and adversely effect any outstanding award without the holder's consent and that such action is approved by our stockholders to the extent stockholder approval is necessary.

2018 Equity Incentive Plan

General. Our board of directors adopted, and our stockholders approved our 2018 Equity Incentive Plan (2018 Plan) in October 2018. We have subsequently amended our 2018 Plan in February 2019 and November 2020, the purpose of which was to increase the number of shares available for issuance under our 2018 Plan. Our stockholders approved the amendment in February 2019 and November 2020, respectively. Our 2018 Plan will be terminated prior to the completion of this offering in connection with our adoption of our 2021 Plan; however, awards outstanding under our 2018 Plan continue in full effect in accordance with their existing terms.

Share Reserve. 16,149,910 shares of our common stock were reserved for issuance under our 2018 Plan. As of September 30, 2020, options to purchase 9,241,796 shares of common stock, at exercise prices ranging from \$1.44 to \$6.20 per share, or a weighted-average exercise price of \$2.32 per share, and 669,919 shares of restricted common stock were outstanding under our 2018 Plan. Subsequent to September 30, 2020, we granted an additional 6,139,302 shares of common stock with a weighted average exercise price of \$7.92 per share.

Administration. Our board of directors administers our 2018 Plan. Our board of directors has the authority to determine which service providers will receive an award under the 2018 Plan, to grant awards under the 2018 Plan and to set the terms and conditions of such awards including, but not limited to, vesting and forfeiture provisions. In

[Table of Contents](#)

addition, to take all actions and make all determinations contemplated by our 2018 Plan and to adopt, amend and repeal such administrative rules, guidelines and practices relating to our 2018 Plan as it shall deem advisable. Our board of directors may correct any defect or ambiguity, supply any omission or reconcile any inconsistency in our 2018 Plan or any award granted thereunder in the manner and to the extent it shall deem necessary or appropriate to carry the 2018 Plan and any such awards into effect, as determined by our board of directors in its discretion.

Types of Awards. Our 2018 Plan provides for the grant of incentive stock options and nonstatutory stock options to purchase shares of our common stock, restricted stock awards, restricted stock units and other stock-based awards to employees, members of our board of directors and consultants. Incentive stock options may be granted only to employees.

Options. Options to purchase shares of our common stock at a specified exercise price may be granted under the 2018 Plan, subject to such conditions and limitations as deemed necessary or desirable by our board of directors. The exercise price of options granted under our 2018 Plan may not be less than 100% of the fair market value of our common stock on the grant date. Options granted under the 2018 Plan are exercisable at such times and subject to such conditions as determined by our board of directors and specified in an applicable award agreement and expire at the time determined by our board of directors, but in no event more than 10 years after they are granted, and generally expire earlier if the option holder's service terminates.

Restricted Stock. Restricted stock awards may be granted under the 2018 Plan. Restricted stock awards are grants of shares of our common stock that are subject to various restrictions, including restrictions on transferability and forfeiture provisions. Shares of restricted stock will vest, and the restrictions on such shares will lapse, in accordance with terms and conditions established by our board of directors and set forth in an applicable award agreement. Recipients of restricted stock awards will generally have rights equivalent to those of a stockholder with respect to such shares upon grant without regard to vesting; provided that any dividends paid with respect to shares of restricted stock will be subject to the same restrictions and forfeitability as the underlying shares of restricted stock with respect to which they were paid.

Restricted Stock Units. Restricted stock units may be granted under the 2018 Plan. Each restricted stock unit represents the right to receive a share of our common stock upon vesting. Our board of directors determines the terms and conditions of restricted stock units including any vesting criteria and forfeiture conditions, which may include accomplishing specified performance criteria or continued service to us, and the form and timing of payment.

Change in Control. In the event of a change in control, our board of directors may (i) cause any outstanding awards to terminate in exchange for cash or other property with a value equal to the amount that could have been obtained upon settlement of the vested portion of such award, (ii) provide for full accelerated vesting of outstanding awards, (iii) to provide that outstanding awards will be assumed, substituted or replaced, or (iv) provide that outstanding awards will be terminated and may not vest or become payable following the consummation of such change in control; provided however, that if a change in control occurs and awards are not continued, converted, assumed or replaced with a substantially similar awards, and further provided that the participant is still a service provider of the company, then immediately prior to the change in control such awards shall become fully vested, exercisable and/or payable.

Transferability. Except as otherwise provided by our board of directors or as set forth in an applicable award agreement, awards granted under the 2018 Plan may not be transferred except by will or the laws of descent and distribution.

Plan Amendment or Termination. Our board of directors has the authority to amend, suspend or terminate our 2018 Plan, provided that no such amendment may materially and adversely effect any outstanding award without the holder's consent and that such action is approved by our stockholders to the extent stockholder approval is necessary. As described above, our 2018 Plan will terminate upon the effective date of our 2021 Plan.

CERTAIN RELATIONSHIPS AND RELATED-PARTY TRANSACTIONS

The following includes a summary of transactions since July 13, 2018 (our date of inception) and any currently proposed transactions, to which we were or are to be a participant, in which (i) the amount involved exceeded or will exceed \$120,000; and (ii) any of our directors, executive officers or holders of more than 5% of our capital stock, or any affiliate or member of the immediate family of the foregoing persons, had or will have a direct or indirect material interest, other than compensation and other arrangements that are described under the section titled “Executive and Director Compensation” above.

We believe the terms obtained or consideration that we paid or received, as applicable, in connection with the transactions described below were comparable to terms available or the amounts that we would pay or receive, as applicable, in arm’s-length transactions.

Common Stock Issuance

In July 2018 we entered into a stock subscription agreement pursuant to which we issued 29 shares of our common stock at a price of \$0.0004 per share to ARCH Venture Fund IX, L.P. (ARCH IX). In July 2018, ARCH IX transferred 14 of such shares to ARCH Venture Fund IX Overage, L.P. (ARCH IX Overage). In August 2018, we effected a 10,000-for-1 forward stock split of our common stock, and as a result, ARCH IX owned 147,500 shares of our common stock and ARCH IX Overage owned 145,000 shares of our common stock. In September 2018 we entered into a stock subscription agreement pursuant to which we issued 58,750 shares of our common stock at a price of \$0.0004 per share to F-Prime Capital Partners Healthcare Fund V LP (F-Prime Fund V).

The table below sets forth the number of shares of our common stock acquired by entities affiliated with ARCH Venture Partners, L.P., F-Prime Capital Partners, who are holders of more than 5% of our capital stock, and our directors and executive officers.

<u>Name</u>	<u>Common Stock (#)</u>
Entities affiliated with ARCH Venture Partners(1)	292,500
F-Prime Capital Partners Life Sciences Fund VI(2)	58,750
Steven D. Harr, M.D.(3)	6,825,000
Hans E. Bishop(4)	3,705,000
Sunil Agarwal(5)	1,610,000
James J. MacDonald(6)	585,000
Nathan Hardy(7)	511,250

(1) Robert Nelsen, a member of our board of directors, was designated to our board by ARCH Venture Partners. For further details, see the information provided in footnote (1) to the table in the section titled “Principal Stockholders.”

(2) F-Prime Capital Partners Life Sciences Advisors Fund VI LP (F-Prime Advisors) is the general partner of F-Prime Capital Partners Life Sciences Fund VI LP (F-Prime Fund VI). F-Prime Advisors is solely managed by Impresa Management LLC, the managing member of its general partner and its investment manager. Impresa Management LLC is owned, directly or indirectly, by various shareholders and employees of FMR LLC. Stephen Knight, M.D., a former member of our board of directors affiliated with these entities, resigned as a member of our board of directors in October 2020.

(3) Consists of (i) 6,142,500 shares of restricted common stock of which 3,791,074 had vested as of December 31, 2020 and (ii) 682,500 shares of common stock held by the Harr Family Irrevocable Trust of 2015 dtd 12/28/2015, of which 421,230 had vested as of December 31, 2020.

(4) Consists of 3,705,000 shares of restricted common stock of which 2,470,000 had vested as of December 31, 2020.

(5) Consists of 1,610,000 shares of restricted common stock of which 972,708 had vested as of December 31, 2020.

(6) Consists of (i) 335,000 shares of restricted common stock of which 103,437 had vested as of December 31, 2020; (ii) 125,000 shares of common stock held by NMM Trust; and (iii) 125,000 shares of common stock held by KOM Trust.

(7) Consists of 511,250 shares of restricted common stock of which 308,880 had vested as of December 31, 2020.

Convertible Preferred Stock Financings

Convertible Note Purchase Agreement

In September 2018, we entered into a convertible note purchase agreement for \$2.5 million of which we drew down \$0.8 million with ARCH IX and \$0.3 million with F-Prime Fund V. The notes accrued interest at 6% per annum and automatically converted into our Series A-1 preferred stock financing upon closing.

Series A-1 Convertible Preferred Stock Financing

In October 2018, we entered into a Series A-1 convertible preferred stock purchase agreement with various investors, pursuant to which we issued an aggregate of 11,462,500 shares of our Series A-1 convertible preferred stock at a price per share of \$4.00 for gross cash proceeds of \$45.9 million, including the conversion of the \$1.1 million convertible notes.

Series A-2 Convertible Preferred Stock Financing

In February 2019, we entered into a Series A-2 and Series B convertible preferred stock purchase agreement (Series A-2/B Purchase Agreement), with various investors, pursuant to which we issued an aggregate of 54,036,865 shares of Series A-2 convertible preferred stock at \$4.00 per share for gross cash proceeds of \$216.1 million.

In October 2019, we entered into an amendment to the Series A-2/B Purchase pursuant to which we issued an aggregate of 1,966,667 shares of Series A-2 convertible preferred stock at \$4.00 per share for gross proceeds of \$7.9 million.

The Series A-2/B Purchase Agreement also committed these investors to a Series B convertible preferred stock financing with the issuance of up to 27,556,926 shares of our Series B convertible preferred stock at a price of \$16.00 per share contingent upon the occurrence of certain clinical milestones or the unanimous approval of the Company's board of directors. Additionally, in the event the clinical milestones were not achieved, the agreement stated at least two large Series B convertible preferred stock investors, defined as investors with at least a \$29.0 million Series B convertible preferred stock investment, had the right to object to the board of directors' decision to call the Series B convertible preferred stock closing within seven days.

Concurrently with the Series A-2 convertible preferred stock financing, in February 2019 we acquired Cobalt Biomedicine, Inc. (Cobalt) and issued 36,441,583 shares of Series A-2 convertible preferred stock in consideration, valued at \$136.0 million. Of the 36,441,583 shares of Series A-2 convertible preferred stock issued, 12,147,192 shares were restricted based on the achievement of a pre-specified development milestone, which was achieved in July 2019.

Series B Convertible Preferred Stock Financing

In June 2020, we issued an aggregate of 27,223,170 shares of Series B convertible preferred stock at \$16.00 per share for gross proceeds of \$435.6 million pursuant to the Series A-2/B Purchase Agreement.

[Table of Contents](#)

The table below sets forth the number of shares of our Series A-1, Series A-2 and Series B convertible preferred stock purchased by our executive officers, directors, holders of more than 5% of our capital stock and their affiliated entities or immediate family members. Each share of Series A-1, Series A2 and Series B convertible preferred stock in the table below will convert into one share of our common stock upon the completion of this offering.

Name	Series A-1 Convertible Preferred Stock	Series A-2 Convertible Preferred Stock	Series B Convertible Preferred Stock	Aggregate Purchase Price (in thousands)
Entities affiliated with ARCH Venture Partners ⁽¹⁾	7,375,000	30,125,000	6,250,000	\$ 250,000
Entities affiliated with Flagship Pioneering Funds ⁽²⁾	—	34,239,018	—	—
CPP Investment Board PMI-1 Inc.	—	4,166,667	5,208,333	100,000
F-Prime Fund VI ⁽³⁾	1,750,000	5,750,000	625,000	40,000
Steven D. Harr, M.D.	1,075,000	800,000	156,250	10,000
Hans E. Bishop	1,075,000	800,000	156,250	10,000
Geoffrey von Maltzahn, Ph.D. ⁽²⁾	—	1,830,610	—	—
James J. MacDonald ⁽⁴⁾	93,750	—	7,812	500

- (1) Robert Nelsen, a member of our board of directors, was designated to our board by ARCH Venture Partners. For further details, see the information provided in footnote (1) to the table in the section titled “Principal Stockholders.”
- (2) Series A-2 convertible preferred stock issued in connection with the acquisition of Cobalt. Douglas Cole, M.D. and Geoffrey von Maltzahn, Ph.D., members of our board of directors, were designated to our board by the Flagship Pioneering Funds.
- (3) F-Prime Advisors is the general partner of F-Prime Fund VI. F-Prime Advisors is solely managed by Impresa Management LLC, the managing member of its general partner and its investment manager. Impresa Management LLC is owned, directly or indirectly, by various shareholders and employees of FMR LLC. Stephen Knight, M.D., a former member of our board of directors affiliated with these entities, resigned in October 2020.
- (4) The 7,812 shares of Series B convertible preferred stock are held by the The James J. MacDonald and Rena Chng Trust, dated January 15, 2010, which are deemed beneficially owned by Mr. MacDonald.

Investors’ Rights, Management Rights, Voting and Co-Sale Agreements

In connection with our convertible preferred stock financings, we entered into investors’ rights, management rights, voting and right of first refusal and co-sale agreements containing registration rights, information rights, rights of first offer, voting rights and rights of first refusal, among other things, with certain holders of our capital stock. The holders of more than 5% of our capital stock that are party to these agreements are entities affiliated with ARCH Venture Partners, CPP Investment Board PM1-Inc., and F-Prime Fund VI. In connection with our acquisition of Cobalt, former stockholders of Cobalt, including certain affiliates of the Flagship Pioneering Funds, became parties to the investors’ rights, voting and right of first refusal and co-sale agreements.

These stockholder agreements will terminate upon the closing of this offering, except for the registration rights granted under our investors’ rights agreement, which will terminate upon the earliest of (i) the closing of a deemed liquidation event, as defined in our amended and restated certificate of incorporation as currently in effect; (ii) with respect to each stockholder, the date when such stockholder can sell all of its registrable shares without limitation during a three-month period without registration pursuant to Rule 144 of the Securities Act, or Rule 144, or another similar exemption under the Securities Act; and (iii) five years after the completion of this offering. For a description of the registration rights, see the section titled “Description of Capital Stock—Registration Rights.”

Relationship with Richard Mulligan, Ph.D.

In December 2018, Dr. Mulligan became a member of our board of directors and we entered into a consulting agreement pursuant to which Dr. Mulligan provided general advisory services to us in exchange for an annual fee of \$400,000, paid monthly and was eligible to receive a bonus of \$160,000 paid annually.

[Table of Contents](#)

Dr. Mulligan received 2,998,121 restricted shares of common stock, vesting 25% at the one-year anniversary and monthly thereafter, subject to Dr. Mulligan remaining a service provider. Additionally, we issued a promissory note to Dr. Mulligan, for a principal amount of \$0.3 million, with an interest rate of 3.0% per annum. In April 2020, Dr. Mulligan became an employee and his consulting relationship ended. In November 2020, the promissory note and accrued interest of \$0.3 million was forgiven by the board of directors and the promissory note was extinguished. For further description of Dr. Mulligan's compensation, see the subsection titled "Executive and Director Compensation—Executive Compensation Arrangements."

Directed Share Program

At our request, the underwriters have reserved up to 2% of the shares of common stock offered hereby, at the initial public offering price, to offer to directors, officers, employees, business associates and other persons related to us. The underwriters will receive the same underwriting discount on any shares purchased pursuant to this program as they will on any other shares sold to the public in this offering. The number of shares of common stock available for sale to the general public will be reduced to the extent these individuals purchase such reserved shares. Any reserved shares that are not so purchased will be offered by the underwriters to the general public on the same basis as the other shares offered by this prospectus. Shares purchased by our directors and officers will be subject to the 180-day lock-up restriction described in the "Underwriting—Directed Share Program" section.

Other Transactions

We have entered into offer letter agreements with our executive officers that, among other things, provide for certain compensatory and change in control benefits, as well as severance benefits. For a description of these agreements with our named executive officers, see the subsection titled "Executive and Director Compensation—Executive Compensation Arrangements."

We have also granted stock options and restricted stock to our executive officers and certain of our directors. For a description of these equity awards, see the subsection titled "Executive and Director Compensation—Equity Compensation."

Director and Officer Indemnification

We have entered into indemnification agreements with certain of our current directors and executive officers, and intend to enter into new indemnification agreements with each of our current directors and executive officers before the completion of this offering.

Our amended and restated certificate of incorporation also provides that, to the fullest extent permitted by law, we will indemnify any officer or director of our company against all damages, claims, and liabilities arising out of the fact that the person is or was our director or officer, or served any other enterprise at our request as a director or officer. Amending this provision will not reduce our indemnification obligations relating to actions taken before an amendment.

Related Person Transaction Policy

We have a written related-person transaction policy, to be effective upon the closing of this offering, that applies to our executive officers, directors, director nominees, holders of more than five percent of any class of our voting securities, and any member of the immediate family of, and any entity affiliated with, any of the foregoing persons. Such persons will not be permitted to enter into a related person transaction with us without the prior consent of our audit committee, or other independent members of our board of directors in the event it is inappropriate for our audit committee to review such transaction due to a conflict of interest. Any request for us to enter into a transaction with an executive officer, director, director nominee, principal stockholder, or any of

[Table of Contents](#)

their immediate family members or affiliates, in which the amount involved exceeds \$120,000 must first be presented to our audit committee for review, consideration, and approval. In approving or rejecting any such proposal, our audit committee will consider the relevant facts and circumstances available and deemed relevant to our audit committee, including, but not limited to, the commercial reasonableness of the terms of the transaction and the materiality and character of the related person's direct or indirect interest in the transaction. All of the transactions described in this section occurred prior to the adoption of this policy.

PRINCIPAL STOCKHOLDERS

The following table sets forth information regarding beneficial ownership of our common stock as of December 31, 2020 by:

- each person whom we know to beneficially own more than 5% of our common stock;
- each of our directors;
- each of our named executive officers; and
- all directors and executive officers as a group.

In accordance with the rules of the SEC, beneficial ownership includes voting or investment power with respect to securities and includes the shares issuable pursuant to stock options that are exercisable within 60 days of December 31, 2020. Shares issuable pursuant to stock options are deemed outstanding for computing the percentage of the person holding such options but are not outstanding for computing the percentage of any other person.

We have based our calculation of the percentage of beneficial ownership prior to this offering on 160,359,276 shares of our common stock outstanding and held of record by approximately 150 stockholders as of December 31, 2020, which gives effect to (i) the filing and effectiveness of our amended and restated certificate of incorporation; and (ii) the conversion of shares of all outstanding convertible preferred stock into shares of our common stock, as if such filing and effectiveness and conversion had taken place as of December 31, 2020. We have based our calculation of the percentage of beneficial ownership after this offering on 175,359,276 shares of our common stock outstanding as of December 31, 2020, which gives effect to the adjustments described in the prior sentence and further reflects the issuance of 15,000,000 shares of common stock in this offering, assuming that the underwriters will not exercise their over-allotment option to purchase up to an additional 2,250,000 shares of our common stock.

The below table does not reflect any shares of common stock that may be purchased in this offering or pursuant to our directed share program described under “Underwriting—Directed Share Program.”

Unless otherwise indicated, the address for each listed stockholder is: c/o Sana Biotechnology, Inc., 188 East Blaine Street, Suite 400, Seattle, Washington 98102. To our knowledge, except as indicated in the footnotes to this table and pursuant to applicable community property laws, the persons named in the table have sole voting and investment power with respect to all shares of common stock.

<u>Name of Beneficial Owner</u>	<u>Number of Shares Beneficially Owned (#)</u>	<u>Percentage of Shares Beneficially Owned</u>	
		<u>Before Offering (%)</u>	<u>After Offering (%)</u>
Greater than 5% Owner:			
Entities affiliated with ARCH Venture Partners ⁽¹⁾	44,042,500	27.5	25.1
Entities affiliated with Flagship Pioneering Funds ⁽²⁾	34,239,018	21.4	19.5
CPP Investment Board PMI-1 Inc. ⁽³⁾	9,375,000	5.8	5.3
F-Prime Fund VI ⁽⁴⁾	8,183,750	5.1	4.7
Named Executive Officers and Directors:			
Robert Nelsen ⁽⁵⁾	44,042,500	27.5	25.1
Steven D. Harr, M.D. ⁽⁶⁾	9,003,750	5.6	5.1
Hans E. Bishop ⁽⁷⁾	5,736,250	3.6	3.3
Richard Mulligan, Ph.D. ⁽⁸⁾	2,998,121	1.9	1.7
Geoffrey von Maltzahn, Ph.D. ⁽⁹⁾	1,830,610	1.1	1.0
Christian Hordo ⁽¹⁰⁾	1,009,375	*	*
Patrick Y. Yang, Ph.D. ⁽¹¹⁾	146,250	*	*
Douglas Cole, M.D.	—	*	*
Mary Agnes (Maggie) Wilderotter	—	*	*
Michelle Seitz	—	*	*
Joshua H. Bilenker, M.D.	—	*	*
Alise S. Reicin, M.D.	—	*	*
All executive officers and directors as a group (15 persons)	67,694,980	42.2	38.6

Table of Contents

- * Less than 1%.
- (1) Consists of (i) 147,500 shares of common stock held by ARCH Venture Fund IX, L.P. (ARCH IX), (ii) 3,687,500 shares of common stock issuable upon the conversion of Series A-1 convertible preferred stock held by ARCH IX, (iii) 5,687,500 shares of common stock issuable upon the conversion of Series A-2 convertible preferred stock held by ARCH IX, (iv) 781,250 shares of common stock issuable upon the conversion of Series B convertible preferred stock held by ARCH IX, (v) 145,000 shares of common stock held by ARCH Venture Fund IX, Overage L.P. (ARCH IX Overage), (vi) 3,687,000 shares of common stock issuable upon the conversion of Series A-1 convertible preferred stock held by ARCH IX Overage, (vii) 5,687,500 shares of common stock issuable upon the conversion of Series A-2 convertible preferred stock held by ARCH IX Overage, and (viii) 781,250 of common stock issuable upon the conversion of Series B convertible preferred stock held by ARCH IX Overage, (ix) 9,375,000 shares of common stock issuable upon the conversion of Series A-2 convertible preferred stock held by ARCH Venture Fund X, L.P. (ARCH X), (x) 2,343,750 of common stock issuable upon the conversion of Series B convertible preferred stock held by ARCH X, (xi) 9,375,000 shares of common stock issuable upon the conversion of Series A-2 convertible preferred stock held by ARCH Venture Fund X Overage, L.P. (ARCH X Overage), and (xii) 2,343,750 of common stock issuable upon the conversion of Series B convertible preferred stock held by ARCH X Overage. ARCH Venture Partners IX, L.P. (AVP IX LP) is the sole general partner of ARCH IX. ARCH Venture Partners IX Overage, L.P. (AVP IX Overage LP) is the sole general partner of ARCH IX Overage. ARCH Venture Partners IX, LLC (AVP IX LLC) is the sole general partner of each of AVP IX LP and AVP IX Overage LP. Keith Crandell, Clinton Bybee, and Robert Nelsen are managing directors of AVP IX LLC (the AVP IX MDs). AVP IX LP and AVP IX Overage LP may be deemed to beneficially own the shares held by ARCH IX and ARCH IX Overage, respectively, AVP IX LLC may be deemed to beneficially own the shares held by ARCH IX and ARCH IX Overage, and each of the AVP IX MDs may be deemed to share the power to direct the disposition and vote of the shares held by ARCH IX and ARCH IX Overage. AVP IX LP, AVP IX Overage LP, AVP IX LLC, and the AVP IX MDs each disclaim beneficial ownership except to any pecuniary interest therein. ARCH Venture Partners X, L.P. (AVP X LP) is the sole general partner of ARCH X. ARCH Venture Partners X Overage, L.P. (AVP X Overage LP) is the sole general partner of ARCH X Overage. ARCH Venture Partners X, LLC (AVP X LLC) is the sole general partner of each of AVP X LP and AVP X Overage LP. Keith Crandell, Kristina Burow, Steven Gilles and Robert Nelsen comprise the investment committee of AVP X LLC (the AVP X Committee Members). AVP X LP and AVP X Overage LP may be deemed to beneficially own the shares held by ARCH X and ARCH X Overage, respectively, AVP X LLC may be deemed to beneficially own the shares held by ARCH X and ARCH X Overage, and each of the AVP X Committee Members may be deemed to share the power to direct the disposition and vote of the shares held by ARCH X and ARCH X Overage. AVP X LP, AVP X Overage LP, AVP X LLC, and the AVP X Committee Members each disclaim beneficial ownership except to any pecuniary interest therein.
 - (2) Consists of (a) 11,585,199 shares of common stock issuable upon conversion of Series A-2 convertible preferred stock held by Flagship Ventures Fund V, L.P. (Flagship Fund V), (b) 11,441,326 shares of common stock issuable upon conversion of Series A-2 convertible preferred stock held by Flagship VentureLabs V LLC (VentureLabs V), (c) 9,725,122 shares of common stock issuable upon conversion of Series A-2 convertible preferred stock held by Flagship Pioneering Fund VI, L.P. (Flagship Pioneering VI), and (d) 1,487,371 shares of common stock issuable upon conversion of Series A-2 convertible preferred stock held by Flagship V VentureLabs Rx Fund, L.P. (Flagship Fund V Rx and, together with Flagship Pioneering VI, Flagship Fund V and VentureLabs V, the Flagship Pioneering Funds). Flagship Fund V is a member of VentureLabs V. VentureLabs V Manager LLC (VentureLabs V Manager) is the manager of VentureLabs V. Flagship Pioneering, Inc. (Flagship Pioneering) is the manager of VentureLabs V Manager. The General Partner of Flagship Pioneering VI is Flagship Pioneering Fund VI General Partner LLC (Flagship Pioneering VI GP). The manager of Flagship Pioneering VI GP is Flagship Pioneering. The General Partner of Flagship Fund V and Flagship Fund V Rx is Flagship Ventures Fund V General Partner LLC (Flagship V GP and, together with VentureLabs V Manager, Flagship Pioneering, and Flagship Pioneering VI GP, the Flagship General Partners). Noubar B. Afeyan, Ph.D. is the sole Director of Flagship Pioneering and may be deemed to have sole voting and investment control over all the shares held by VentureLabs V and Flagship Fund VI. In addition, Noubar B. Afeyan, Ph.D. serves as the sole manager of Flagship V GP and may be deemed to possess sole voting and investment control over all the shares held by Flagship Fund V and Flagship Fund V Rx. None of the Flagship General Partners nor Noubar B. Afeyan, Ph.D. directly own any of the shares held by the Flagship Pioneering Funds, and each of the Flagship General Partners and Dr. Noubar Afeyan, Ph.D. disclaims beneficial ownership of such shares except to the extent of its or his pecuniary interest therein. The mailing address of the Flagship Funds is 55 Cambridge Parkway, Suite 800E, Cambridge, MA 02142.
 - (3) Consists of (i) 4,166,667 shares of common stock issuable upon the conversion of Series A-2 convertible preferred stock, and (ii) 5,208,333 shares of common stock issuable upon the conversion of Series B convertible preferred stock. CPP Investment Board PMI-1 Inc. (CPPIB) is a wholly owned subsidiary of Canada Pension Plan Investment Board. Canada Pension Plan Investment Board is overseen by a board of directors. None of the directors of that board of directors has sole voting or dispositive power with respect to the shares of the common stock owned by CPPIB. The mailing address of each of CPPIB and Canada Pension Plan Investment Board is c/o Canada Pension Plan Investment Board, One Queen Street East, Suite 2500, Toronto, ON, M5C 2W5.
 - (4) Consists of (i) 1,750,000 shares of common stock issuable upon the conversion of Series A-1 convertible preferred stock, (ii) 5,750,000 shares of common stock issuable upon the conversion of Series A-2 convertible preferred stock, and (iii) 625,000 shares of common stock issuable upon the conversion of Series B convertible preferred stock, and (iv) 58,750 shares of common stock. The portion of shares beneficially owned by F-Prime Fund VI in excess of 4.99% of our total outstanding voting securities are subject to a voting limitation, which does not permit F-Prime Fund VI or its related parties to vote on certain matters with respect to the shares in excess of the beneficial ownership limitation. F-Prime Advisors is the general partner of F-Prime Fund VI. F-Prime Advisors is solely managed by Impresa Management LLC, the managing member of its general partner and its investment manager. Impresa Management LLC is owned, directly or indirectly, by various shareholders and employees of FMR LLC. Impresa Management LLC is managed on a day-to-

Table of Contents

day basis by its President, B. Lane MacDonald, and as such, Mr. MacDonald may be deemed to have voting and dispositive power with respect to all shares held by F-Prime Fund VI. Stephen Knight, M.D., a former member of our board of directors affiliated with these entities, resigned as a member of our board of directors in October 2020. Each of the individuals and entities listed above expressly disclaims beneficial ownership of the shares held by F-Prime Fund VI, except to the extent of any pecuniary interest therein, if any. The mailing address of F-Prime is 245 Summer Street, Boston, Massachusetts 02210.

- (5) Mr. Nelsen is an AVP IX MD and an AVP X Committee Member and may be deemed to beneficially own the shares held by ARCH IX, ARCH IX Overage, ARCH X, and ARCH X Overage as discussed in footnote (1). Mr. Nelsen disclaims beneficial ownership of such shares except to the extent of his pecuniary interest therein, if any.
- (6) Consists of (i) 1,075,000 shares of common stock issuable upon the conversion of Series A-1 convertible preferred stock, (ii) 800,000 shares of common stock issuable upon the conversion of Series A-2 convertible preferred stock, (iii) 156,250 shares of common stock issuable upon the conversion of Series B convertible preferred stock; (iv) 6,142,500 shares of restricted common stock of which 3,791,074 had vested as of December 31, 2020 and which remaining unvested portion remains subject to repurchase; (v) 682,500 shares of restricted common stock held by the Harr Family Irrevocable Trust of 2015 dtd 12/28/2015, of which 421,230 had vested as of December 31, 2020 and which remaining unvested portion remains subject to repurchase; (vi) 147,500 shares of common stock issuable upon exercise of stock options held by Dr. Harr that are exercisable within 60 days of December 31, 2020.
- (7) Consists of (i) 1,075,000 shares of common stock issuable upon the conversion of Series A-1 convertible preferred stock, (ii) 800,000 shares of common stock issuable upon the conversion of Series A-2 convertible preferred stock, (iii) 156,250 shares of common stock issuable upon the conversion of Series B convertible preferred stock; (iv) 3,705,000 shares of restricted common stock of which 2,470,000 had vested as of December 31, 2020 and which remaining unvested portion remains subject to repurchase.
- (8) Consists of 2,998,121 shares of restricted common stock of which 1,499,060 had vested as of December 31, 2020 and which remaining unvested portion remains subject to repurchase.
- (9) Consists of 1,830,610 shares of common stock issuable upon the conversion of Series A-2 convertible preferred stock of which 732,244 are held by Maxine Sharkey Giammo and 366,122 are held by Geoffrey A. von Maltzahn 2020 GRAT.
- (10) Consists of (i) 975,000 shares of restricted common stock of which 507,812 had vested as of December 31, 2020 and which remaining unvested portion remains subject to repurchase; (ii) 34,375 shares of common stock issuable upon exercise of stock options held by Mr. Hordo that are exercisable within 60 days of December 31, 2020.
- (11) Consists of 146,250 shares of restricted common stock of which 88,359 had vested as of December 31, 2020 and which remaining unvested portion remains subject to repurchase.

DESCRIPTION OF CAPITAL STOCK

The following summary describes our capital stock and the material provisions of our amended and restated certificate of incorporation and our amended and restated bylaws, which will become effective immediately prior to the completion of this offering, the amended and restated investors' rights agreement to which we and certain of our stockholders are parties and of the Delaware General Corporation Law. Because the following is only a summary, it does not contain all of the information that may be important to you. For a complete description, you should refer to our amended and restated certificate of incorporation, amended and restated bylaws and amended and restated investors' rights agreement, copies of which have been filed as exhibits to the registration statement of which this prospectus is part.

General

Upon the completion of this offering and the filing of our amended and restated certificate of incorporation, our authorized capital stock will consist of 750,000,000 shares of common stock, par value \$0.0001 per share, and 50,000,000 shares of preferred stock, par value \$0.0001 per share.

Common Stock

Outstanding Shares

As of September 30, 2020, we had 160,314,776 shares of common stock outstanding, held of record by 134 stockholders, assuming the automatic conversion of all of our outstanding shares of convertible preferred stock into 134,112,712 shares of common stock immediately prior to the completion of this offering.

Voting Rights

Each holder of common stock is entitled to one vote for each share on all matters submitted to a vote of the stockholders, including the election of directors. Our stockholders do not have cumulative voting rights in the election of directors. Accordingly, holders of a majority of the voting shares are able to elect all of the directors. In addition, the affirmative vote of holders of 66 2/3% of the voting power of all of the then outstanding voting stock will be required to take certain actions, including amending certain provisions of our amended and restated certificate of incorporation, including the provisions relating to amending our amended and restated bylaws, the classified board and director liability.

Dividends

Subject to preferences that may be applicable to any then outstanding preferred stock, holders of our common stock are entitled to receive dividends as may be declared from time to time by our board of directors out of legally available funds.

Liquidation

In the event of our liquidation, dissolution or winding up, holders of our common stock will be entitled to share ratably in the net assets legally available for distribution to stockholders after the payment of all of our debts and other liabilities, subject to the satisfaction of any liquidation preference granted to the holders of any then outstanding shares of preferred stock.

Rights, Preferences, and Privileges

Holders of our common stock have no preemptive, conversion or subscription rights, and there are no redemption or sinking fund provisions applicable to our common stock. The rights, preferences and privileges of the holders of our common stock are subject to, and may be adversely affected by, the rights of the holders of shares of any series of our preferred stock that we may designate and issue in the future.

[Table of Contents](#)

Fully Paid and Nonassessable

All of our outstanding shares of common stock are, and the shares of common stock to be issued in this offering will be, fully paid and nonassessable.

Preferred Stock

Upon the completion of this offering, all of our currently outstanding shares of convertible preferred stock will convert into common stock and we will not have any shares of preferred stock outstanding. Immediately prior to the completion of this offering, our amended and restated certificate of incorporation will be amended and restated to delete all references to such shares of convertible preferred stock. From and after the consummation of this offering, our board of directors will have the authority, without further action by our stockholders, to issue up to 50,000,000 shares of preferred stock in one or more series and to fix the rights, preferences, privileges and restrictions thereof. These rights, preferences and privileges could include dividend rights, conversion rights, voting rights, terms of redemption, liquidation preferences, sinking fund terms and the number of shares constituting, or the designation of, such series, any or all of which may be greater than the rights of our common stock. The issuance of our preferred stock could adversely affect the voting power of holders of common stock and the likelihood that such holders will receive dividend payments and payments upon our liquidation. In addition, the issuance of preferred stock could have the effect of delaying, deferring or preventing a change in control of our company or other corporate action. Immediately after consummation of this offering, no shares of preferred stock will be outstanding, and we have no present plan to issue any shares of preferred stock.

Stock Options

As of September 30, 2020, we had outstanding options to purchase an aggregate of 9,677,280 shares of our common stock, with a weighted-average exercise price of \$2.32 per share. Subsequent to September 30, 2020, we granted an additional 6,139,302 shares of common stock with a weighted-average exercise price of \$7.92 per share. For additional information regarding terms of our equity incentive plans, see the section titled “Executive and Director Compensation—Equity Incentive Plans.”

Registration Rights

Upon the completion of this offering and subject to the lock-up agreements entered into in connection with this offering and federal securities laws, certain holders of shares of our common stock, including those shares of our common stock that will be issued upon the conversion of our convertible preferred stock in connection with this offering, will initially be entitled to certain rights with respect to registration of such shares under the Securities Act. These shares are referred to as registrable securities. The holders of these registrable securities possess registration rights pursuant to the terms of our amended and restated investors’ rights agreement and are described in additional detail below. The registration of shares of our common stock pursuant to the exercise of the registration rights described below would enable the holders to trade these shares without restriction under the Securities Act when the applicable registration statement is declared effective. We will pay the registration expenses, other than underwriting discounts, selling commissions and stock transfer taxes, of the shares registered pursuant to the demand, piggyback and Form S-3 registrations described below.

Generally, in an underwritten offering, the managing underwriter, if any, has the right, subject to specified conditions and limitations, to limit the number of shares the holders may include. The demand, piggyback and Form S-3 registration rights described below will terminate upon the earliest of (i) with respect to each stockholder, such date, on or after the closing of this offering, on which all registrable shares held by such stockholder may immediately be sold during any 90-day period pursuant to Rule 144 of the Securities Act, or Rule 144; and (ii) the occurrence of a deemed liquidation event, as defined in our amended and restated certificate of incorporation, as currently in effect.

Demand Registration Rights

Upon the completion of this offering, holders of approximately 134.1 million shares of our common stock issuable upon conversion of outstanding convertible preferred stock will be entitled to certain demand registration rights. Beginning 180 days following the effectiveness of the registration statement of which this prospectus is a part, certain major investors holding, collectively, holding at least 40% of registrable securities may, on not more than two occasions, request that we register all or a portion of their shares, subject to certain specified exceptions. If any of these holders exercises its demand registration rights, then holders of approximately 134.1 million shares of our common stock issuable upon the shares of our convertible preferred stock in connection with this offering will be entitled to register their shares, subject to specified conditions and limitations in the corresponding offering.

Piggyback Registration Rights

In connection with this offering, holders of approximately 134.1 million shares of our common stock issuable upon conversion of outstanding convertible preferred stock are entitled to their rights to notice of this offering and to include their shares of registrable securities in this offering. The requisite percentage of these stockholders are expected to waive all such stockholders' rights to notice of this offering and to include their shares of registrable securities in this offering. In the event that we propose to register any of our securities under the Securities Act in another offering, either for our own account or for the account of other security holders, the holders of registrable securities will be entitled to certain "piggyback" registration rights allowing them to include their shares in such registration, subject to specified conditions and limitations.

S-3 Registration Rights

Upon the completion of this offering, the holders of approximately 134.1 million shares of our common stock issuable upon conversion of outstanding convertible preferred stock will initially be entitled to certain Form S-3 registration rights. Certain major investors holding at least 25% of registrable securities may, on not more than two registrations on Form S-3 within any 12-month period, request that we register all or a portion of their shares on Form S-3 if we are qualified to file a registration statement on Form S-3, subject to specified exceptions. Such request for registration on Form S-3 must cover securities with an aggregate offering price which equals or exceeds \$15.0 million, net of selling expenses. The right to have such shares registered on Form S-3 is further subject to other specified conditions and limitations.

Election and Removal of Directors; Vacancies

Our board of directors will consist of between five and fifteen directors. The exact number of directors will be fixed from time to time by resolution of the board. Directors will be elected by a plurality of the votes of the shares of our capital stock present in person or represented by proxy at the meeting and entitled to vote on the election of directors.

No director may be removed except for cause, and directors may be removed for cause only by an affirmative vote of shares representing not less than a majority of the shares then entitled to vote at an election of directors.

Any vacancy occurring on the board of directors and any newly created directorship may be filled only by a majority of the remaining directors in office.

Staggered Board

Upon the closing of this offering, our board of directors will be divided into three classes serving staggered three-year terms. Class I, Class II, and Class III directors will serve until our annual meetings of stockholders in

[Table of Contents](#)

2022, 2023, and 2024, respectively. At each annual meeting of stockholders, directors will be elected to succeed the class of directors whose terms have expired. This classification of our board of directors could have the effect of increasing the length of time necessary to change the composition of a majority of the board of directors. In general, at least two annual meetings of stockholders will typically be necessary for stockholders to effect a change in a majority of the members of the board of directors.

Limitation on Action by Written Consent

Our amended and restated certificate of incorporation and our amended and restated bylaws provide that holders of our common stock will not be able to act by written consent without a meeting.

Stockholder Meetings

Our amended and restated certificate of incorporation and our amended and restated bylaws provide that special meetings of our stockholders may be called only by a the chairman of the board, our chief executive officer (or president, in the absence of a chief executive officer) or a majority of the directors. Our amended and restated certificate of incorporation and our amended and restated bylaws specifically deny any power of any other person to call a special meeting.

Amendment of Certificate of Incorporation

The provisions of our amended and restated certificate of incorporation described under “—Election and Removal of Directors; Vacancies,” “—Stockholder Meetings,” “—Limitation on Action by Written Consent,” “—Limitation of Liability of Directors and Officers,” “—Common Stock—Voting Rights,” and “—Forum Selection” and provisions relating to amendments to our amended and restated certificate of incorporation may be amended only by the affirmative vote of holders of at least 66 2/3% of the voting power of our outstanding shares of voting stock. The affirmative vote of holders of at least a majority of the voting power of our outstanding shares of stock will generally be required to amend other provisions of our amended and restated certificate of incorporation.

Amendment of Bylaws

Certain provisions of our amended and restated bylaws may generally be altered, amended, or repealed, and new bylaws may be adopted, with the affirmative vote of a majority of directors present at any regular or special meeting of the board of directors called for that purpose, provided that any alteration, amendment, or repeal of, or adoption of any bylaw inconsistent with specified provisions of the bylaws, including those related to special and annual meetings of stockholders, action of stockholders by written consent, nomination of directors, transfers of capital stock and dividends requires the affirmative vote of at least 66 2/3% of all directors in office at a meeting called for that purpose.

All other provisions of our amended and restated bylaws may generally be altered, amended, or repealed, and new bylaws may be adopted, with the affirmative vote of holders of 66 2/3% of the voting power of our outstanding shares of voting stock.

Other Limitations on Stockholder Actions

Our amended and restated bylaws impose some procedural requirements on stockholders who wish to:

- make nominations in the election of directors;
- propose that a director be removed;
- propose any repeal or change in our amended and restated bylaws; or
- propose any other business to be brought before an annual or special meeting of stockholders.

[Table of Contents](#)

Under these procedural requirements, in order to bring a proposal before a meeting of stockholders, a stockholder must deliver timely notice of a proposal pertaining to a proper subject for presentation at the meeting to our corporate secretary along with the following:

- a description of the business or nomination to be brought before the meeting and the reasons for conducting such business at the meeting;
- the stockholder's name and address;
- any material interest of the stockholder in the proposal;
- the number of shares beneficially owned by the stockholder and evidence of such ownership; and
- the names and addresses of all persons with whom the stockholder is acting in concert and a description of all arrangements and understandings with those persons, and the number of shares such persons beneficially own.

To be timely, a stockholder must generally deliver notice:

- in connection with an annual meeting of stockholders, not less than 120 nor more than 150 days prior to the date on which the annual meeting of stockholders was held in the immediately preceding year, but in the event that the date of the annual meeting is more than 30 days before or more than 70 days after the anniversary date of the preceding annual meeting of stockholders, a stockholder notice will be timely if received by us not later than the close of business on the later of (i) not less than 70 nor more than 120 days prior to the date of the annual meeting and (ii) the 10th day following the day on which we first publicly announce the date of the annual meeting; or
- in connection with the election of a director at a special meeting of stockholders, during the period not less than 120 nor more than 150 days prior to the date of the special meeting, or the 10th day following the day on which a notice of the date of the special meeting was mailed to the stockholders or the public disclosure of that date was made.

In order to submit a nomination for our board of directors, a stockholder must also submit all information with respect to the nominee that would be required to be included in a proxy statement, as well as other information. If a stockholder fails to follow the required procedures, the stockholder's proposal or nominee will be ineligible and will not be voted on by our stockholders.

Limitation of Liability of Directors and Officers

Our amended and restated certificate of incorporation provides that no director will be personally liable to us or our stockholders for monetary damages for breach of fiduciary duty as a director, except as required by applicable law, as in effect from time to time. Section 102(b)(7) of the Delaware General Corporation Law permits a corporation to provide in its certificate of incorporation that a director of the corporation shall not be personally liable to the corporation or its stockholders for monetary damages for breach of fiduciary duty as a director, except for liability for:

- any breach of the director's duty of loyalty to our company or our stockholders;
- any act or omission not in good faith or which involved intentional misconduct or a knowing violation of law;
- unlawful payments of dividends or unlawful stock repurchases or redemptions as provided in Section 174 of the Delaware General Corporation Law; and
- any transaction from which the director derived an improper personal benefit.

As a result, neither we nor our stockholders have the right, through stockholders' derivative suits on our behalf, to recover monetary damages against a director for breach of fiduciary duty as a director, including breaches resulting from grossly negligent behavior, except in the situations described above.

[Table of Contents](#)

Our amended and restated certificate of incorporation also provides that, to the fullest extent permitted by law, we will indemnify any officer or director of our company against all damages, claims, and liabilities arising out of the fact that the person is or was our director or officer, or served any other enterprise at our request as a director or officer. Amending this provision will not reduce our indemnification obligations relating to actions taken before an amendment.

Forum Selection

Our current certificate of incorporation provides, and our amended and restated certificate of incorporation will provide that the Court of Chancery of the State of Delaware will be the sole and exclusive forum for the following types of actions or proceedings under Delaware statutory or common law: (i) any derivative action or proceeding brought on behalf of us; (ii) any action asserting a claim of breach of fiduciary duty owed by any director, officer, or other employee of our company to us or our stockholders; (iii) any action asserting a claim arising pursuant to any provision of the Delaware General Corporation Law or our amended and restated certificate of incorporation and bylaws; or (iv) any action asserting a claim governed by the internal affairs doctrine. This provision would not apply to claims brought to enforce a duty or liability created by the Securities Exchange Act of 1934, as amended, or any other claim for which the federal courts have exclusive jurisdiction.

Furthermore, our amended and restated certificate of incorporation will also provide that unless we consent in writing to the selection of an alternative forum, the federal district courts of the United States shall be the exclusive forum for the resolution of any complaint asserting a cause of action arising under the Securities Act of 1933, as amended. Any person or entity purchasing or otherwise acquiring any interest in our shares of capital stock shall be deemed to have notice of and consented to the foregoing forum selection provisions.

Our exclusive forum provision will not relieve us of our duties to comply with the federal securities laws and the rules and regulations thereunder, and our stockholders will not be deemed to have waived our compliance with these laws, rules and regulations.

The enforceability of similar federal court choice of forum provisions in other companies' certificates of incorporation has been challenged in legal proceedings, and it is possible that a court could find this type of provision to be inapplicable or unenforceable. If a court were to find either of the choice of forum provisions contained in our amended and restated certificate of incorporation or amended and restated bylaws to be inapplicable or unenforceable in an action, we may incur additional costs associated with resolving such action in other jurisdictions.

The choice of forum provisions may limit a stockholder's ability to bring a claim in a judicial forum that it finds favorable for disputes with the company or its directors, officers or other employees, which may discourage such lawsuits against the company and its directors, officers and other employees and result in increased costs for investors to bring a claim.

Delaware Business Combination Statute

We have elected to be subject to Section 203 of the Delaware General Corporation Law. Section 203 prevents an "interested stockholder," which is defined generally as a person owning 15% or more of a corporation's voting stock, or any affiliate or associate of that person, from engaging in a broad range of "business combinations" with the corporation for three years after becoming an interested stockholder unless:

- the board of directors of the corporation had previously approved either the business combination or the transaction that resulted in the stockholder becoming an interested stockholder;
- upon completion of the transaction that resulted in the stockholder becoming an interested stockholder, that person owned at least 85% of the voting stock of the corporation outstanding at the time the transaction commenced, other than statutorily excluded shares; or

[Table of Contents](#)

- following the transaction in which that person became an interested stockholder, the business combination is approved by the board of directors of the corporation and holders of at least two-thirds of the outstanding voting stock not owned by the interested stockholder.

Under Section 203, the restrictions described above also do not apply to specific business combinations proposed by an interested stockholder following the announcement or notification of designated extraordinary transactions involving the corporation and a person who had not been an interested stockholder during the previous three years or who became an interested stockholder with the approval of a majority of the corporation's directors, if such extraordinary transaction is approved or not opposed by a majority of the directors who were directors prior to any person becoming an interested stockholder during the previous three years or were recommended for election or elected to succeed such directors by a majority of such directors.

Section 203 may make it more difficult for a person who would be an interested stockholder to effect various business combinations with a corporation for a three-year period. Section 203 also may have the effect of preventing changes in our management and could make it more difficult to accomplish transactions that our stockholders may otherwise deem to be in their best interests.

Washington Business Corporation Act

The laws of Washington, where our principal executive offices are located, impose restrictions on certain transactions between certain foreign corporations and significant stockholders. In particular, the Washington Business Corporation Act (WBCA), prohibits a "target corporation," with certain exceptions, from engaging in certain "significant business transactions" with a person or group of persons which beneficially owns 10% or more of the voting securities of the target corporation, an "acquiring person," for a period of five years after such acquisition, unless the transaction or acquisition of shares is approved by a majority of the members of the target corporation's board of directors prior to the time of acquisition. Such prohibited transactions may include, among other things:

- any merger or consolidation with, disposition of assets to, or issuance or redemption of stock to or from, the acquiring person;
- any termination of 5% or more of the employees of the target corporation as a result of the acquiring person's acquisition of 10% or more of the shares; and
- allowing the acquiring person to receive any disproportionate benefit as a stockholder.

After the five-year period, a significant business transaction may take place as long as it complies with certain fair price provisions of the statute or is approved at an annual or special meeting of stockholders.

We will be considered a "target corporation" so long as our principal executive office is located in Washington, and: (i) a majority of our employees are residents of the state of Washington or we employ more than one thousand residents of the state of Washington; (ii) a majority of our tangible assets, measured by market value, are located in the state of Washington or we have more than \$50.0 million worth of tangible assets located in the state of Washington; and (iii) any one of the following: (a) more than 10% of our stockholders of record are resident in the state of Washington; (b) more than 10% of our shares are owned of record by state residents; or (c) 1,000 or more of our stockholders of record are resident in the state.

If we meet the definition of a target corporation, the WBCA may have the effect of delaying, deferring or preventing a change of control.

Anti-Takeover Effects of Some Provisions

Certain provisions of our amended and restated certificate of incorporation and amended and restated bylaws could make the following more difficult:

- acquisition of control of us by means of a proxy contest, tender offer, or otherwise; or
- removal of our incumbent officers and directors.

These provisions, as well as our ability to issue preferred stock, are designed to discourage coercive takeover practices and inadequate takeover bids. These provisions are also designed to encourage persons seeking to acquire control of us to first negotiate with our board of directors. We believe that the benefits of increased protection give us the potential ability to negotiate with the proponent of an unfriendly or unsolicited proposal to acquire or restructure us, and that the benefits of this increased protection outweigh the disadvantages of discouraging those proposals, because negotiation of those proposals could result in an improvement of their terms.

Listing

Our common stock has been approved for listing on the Nasdaq Global Select Market under the symbol “SANA.”

Transfer Agent and Registrar

The transfer agent and registrar for the common stock will be American Stock Transfer & Trust Company, LLC. The transfer agent’s address is 6201 15th Avenue, Brooklyn, NY 11219.

MATERIAL U.S. FEDERAL INCOME TAX CONSEQUENCES FOR NON-U.S. HOLDERS OF COMMON STOCK

The following discussion is a summary of the material U.S. federal income tax consequences to Non-U.S. Holders (as defined below) of the purchase, ownership, and disposition of our common stock issued pursuant to this offering, but does not purport to be a complete analysis of all potential tax effects. The effects of other U.S. federal tax laws, such as estate and gift tax laws, and any applicable state, local, or non-U.S. tax laws are not discussed. This discussion is based on the U.S. Internal Revenue Code of 1986, as amended (the Code), Treasury Regulations promulgated thereunder, judicial decisions, and published rulings and administrative pronouncements of the U.S. Internal Revenue Service (the IRS), in each case in effect as of the date hereof.

These authorities may change or be subject to differing interpretations. Any such change or differing interpretation may be applied retroactively in a manner that could adversely affect a Non-U.S. Holder. We have not sought and will not seek any rulings from the IRS regarding the matters discussed below. There can be no assurance the IRS or a court will not take a contrary position to that discussed below regarding the tax consequences of the purchase, ownership, and disposition of our common stock.

This discussion is limited to Non-U.S. Holders that hold our common stock as a “capital asset” within the meaning of Section 1221 of the Code (generally, property held for investment). This discussion does not address all U.S. federal income tax consequences relevant to a Non-U.S. Holder’s particular circumstances, including the impact of the Medicare contribution tax on net investment income or the alternative minimum tax. In addition, it does not address consequences relevant to Non-U.S. Holders subject to special rules, including, without limitation:

- U.S. expatriates and former citizens or long-term residents of the United States;
- persons holding our common stock as part of a hedge, straddle, or other risk reduction strategy or as part of a conversion transaction or other integrated investment;
- banks, insurance companies, and other financial institutions;
- brokers, dealers, or traders in securities;
- “controlled foreign corporations,” “passive foreign investment companies,” and corporations that accumulate earnings to avoid U.S. federal income tax;
- partnerships or other entities or arrangements treated as partnerships for U.S. federal income tax purposes (and investors therein);
- tax-exempt organizations or governmental organizations;
- persons deemed to sell our common stock under the constructive sale provisions of the Code;
- persons who hold or receive our common stock pursuant to the exercise of any employee stock option or otherwise as compensation;
- tax-qualified retirement plans; and
- “qualified foreign pension funds” as defined in Section 897(l)(2) of the Code and entities all of the interests of which are held by qualified foreign pension funds.

If an entity treated as a partnership for U.S. federal income tax purposes holds our common stock, the tax treatment of a partner in the partnership will depend on the status of the partner, the activities of the partnership, and certain determinations made at the partner level. Accordingly, partnerships holding our common stock and the partners in such partnerships should consult their tax advisors regarding the U.S. federal income tax consequences to them.

THIS DISCUSSION IS NOT TAX ADVICE. INVESTORS SHOULD CONSULT THEIR TAX ADVISORS WITH RESPECT TO THE APPLICATION OF THE U.S. FEDERAL INCOME TAX LAWS TO THEIR PARTICULAR SITUATIONS AS WELL AS ANY TAX CONSEQUENCES OF THE PURCHASE, OWNERSHIP, AND DISPOSITION OF OUR COMMON STOCK ARISING UNDER THE U.S. FEDERAL ESTATE OR GIFT TAX LAWS OR UNDER THE LAWS OF ANY STATE, LOCAL OR NON-U.S. TAXING JURISDICTION OR UNDER ANY APPLICABLE INCOME TAX TREATY.

Definition of Non-U.S. Holder

For purposes of this discussion, a “Non-U.S. Holder” is any beneficial owner of our common stock that is neither a “U.S. person” nor an entity treated as a partnership for U.S. federal income tax purposes. A U.S. person is any person that, for U.S. federal income tax purposes, is or is treated as any of the following:

- an individual who is a citizen or resident of the United States;
- a corporation created or organized under the laws of the United States, any state thereof, or the District of Columbia;
- an estate, the income of which is subject to U.S. federal income tax regardless of its source; or
- a trust that (i) is subject to the primary supervision of a U.S. court and all substantial decisions of which are subject to the control of one or more “United States persons” (within the meaning of Section 7701(a)(30) of the Code), or (ii) has a valid election in effect to be treated as a United States person for U.S. federal income tax purposes.

Distributions

As described in the section titled “Dividend Policy,” we have never declared or paid cash dividends on our capital stock, and we do not anticipate paying any cash dividends in the foreseeable future. However, if we do make distributions of cash or property on our common stock, such distributions will constitute dividends for U.S. federal income tax purposes to the extent paid from our current or accumulated earnings and profits, as determined under U.S. federal income tax principles. Amounts not treated as dividends for U.S. federal income tax purposes will constitute returns of capital and first be applied against and reduce a Non-U.S. Holder’s adjusted tax basis in its common stock, but not below zero. Any excess will be treated as capital gain and will be treated as described below under “—Sale or Other Taxable Disposition.”

Subject to the discussion below regarding effectively connected income, dividends paid to a Non-U.S. Holder will be subject to U.S. federal withholding tax at a rate of 30% of the gross amount of the dividends (or such lower rate specified by an applicable income tax treaty, provided the Non-U.S. Holder furnishes a valid IRS Form W-8BEN or IRS Form W-8BEN-E (or other applicable documentation) certifying qualification for the lower treaty rate). A Non-U.S. Holder that does not timely furnish the required documentation, but that qualifies for a reduced treaty rate, may obtain a refund of any excess amounts withheld by timely filing an appropriate claim for refund with the IRS. Non-U.S. Holders should consult their tax advisors regarding their entitlement to benefits under any applicable tax treaties.

If dividends paid to a Non-U.S. Holder are effectively connected with the Non-U.S. Holder’s conduct of a trade or business within the United States (and, if required by an applicable income tax treaty, the Non-U.S. Holder maintains a permanent establishment in the United States to which such dividends are attributable), the Non-U.S. Holder will be exempt from the U.S. federal withholding tax described above. To claim the exemption, the Non-U.S. Holder must furnish to the applicable withholding agent a valid IRS Form W-8ECI, certifying that the dividends are effectively connected with the Non-U.S. Holder’s conduct of a trade or business within the United States. Any such effectively connected dividends will be subject to U.S. federal income tax on a net income basis at the regular rates applicable to United States persons. A Non-U.S. Holder that is a corporation also may be subject to a branch profits tax at a rate of 30% (or such

[Table of Contents](#)

lower rate specified by an applicable income tax treaty) on such effectively connected dividends, as adjusted for certain items. Non-U.S. Holders should consult their tax advisors regarding any applicable tax treaties that may provide for different rules.

Sale or Other Taxable Disposition

Subject to the discussion below regarding backup withholding, a Non-U.S. Holder will not be subject to U.S. federal income tax on any gain realized upon the sale or other taxable disposition of our common stock unless:

- the gain is effectively connected with the Non-U.S. Holder's conduct of a trade or business within the United States (and, if required by an applicable income tax treaty, the Non-U.S. Holder maintains a permanent establishment in the United States to which such gain is attributable);
- the Non-U.S. Holder is a nonresident alien individual present in the United States for 183 days or more during the taxable year of the disposition and certain other requirements are met; or
- our common stock constitutes a U.S. real property interest (USRPI) by reason of our status as a U.S. real property holding corporation (USRPHC) for U.S. federal income tax purposes.

Gain described in the first bullet point above generally will be subject to U.S. federal income tax on a net income basis at the regular rates applicable to United States persons. A Non-U.S. Holder that is a corporation also may be subject to a branch profits tax at a rate of 30% (or such lower rate specified by an applicable income tax treaty) on such effectively connected gain, as adjusted for certain items.

A Non-U.S. Holder described in the second bullet point above will be subject to U.S. federal income tax at a rate of 30% (or such lower rate specified by an applicable income tax treaty) on gain realized upon the sale or other taxable disposition of our common stock, which may be offset by certain U.S.-source capital losses of the Non-U.S. Holder (even though the individual is not considered a resident of the United States), provided the Non-U.S. Holder has timely filed U.S. federal income tax returns with respect to such losses.

With respect to the third bullet point above, we believe we currently are not, and do not anticipate becoming, a USRPHC. Because the determination of whether we are a USRPHC depends, however, on the fair market value of our USRPIs relative to the fair market value of our non-U.S. real property interests and our other business assets, there can be no assurance that we currently are not a USRPHC or will not become one in the future. Even if we are or were to become a USRPHC, gain arising from the sale or other taxable disposition of our common stock by a Non-U.S. Holder will not be subject to U.S. federal income tax if our common stock is "regularly traded," as defined by applicable Treasury Regulations, on an established securities market, and such Non-U.S. Holder owned, actually and constructively, 5% or less of our common stock throughout the shorter of the five-year period ending on the date of the sale or other taxable disposition or the Non-U.S. Holder's holding period.

Non-U.S. Holders should consult their tax advisors regarding any applicable tax treaties that may provide for different rules.

Information Reporting and Backup Withholding

Payments of dividends on our common stock will not be subject to backup withholding, provided the Non-U.S. Holder certifies its non-U.S. status, such as by furnishing a valid IRS Form W-8BEN, W-8BEN-E, or W-8ECI, or otherwise establishes an exemption. However, information returns are required to be filed with the IRS in connection with any distributions on our common stock paid to the Non-U.S. Holder, regardless of whether any tax was actually withheld. In addition, proceeds of the sale or other taxable disposition of our common stock within the United States or conducted through certain U.S.-related brokers generally will not be

[Table of Contents](#)

subject to backup withholding or information reporting if the applicable withholding agent receives the certification described above or the Non-U.S. Holder otherwise establishes an exemption. Proceeds of a disposition of our common stock conducted through a non-U.S. office of a non-U.S. broker that does not have certain enumerated relationships with the United States generally will not be subject to backup withholding or information reporting.

Copies of information returns that are filed with the IRS may also be made available under the provisions of an applicable treaty or agreement to the tax authorities of the country in which the Non-U.S. Holder resides or is established.

Backup withholding is not an additional tax. Any amounts withheld under the backup withholding rules may be allowed as a refund or a credit against a Non-U.S. Holder's U.S. federal income tax liability, provided the required information is timely furnished to the IRS.

Additional Withholding Tax on Payments Made to Foreign Accounts

Withholding taxes may be imposed under Sections 1471 to 1474 of the Code (such Sections commonly referred to as the Foreign Account Tax Compliance Act (FATCA)) on certain types of payments made to non-U.S. financial institutions and certain other non-U.S. entities. Specifically, a 30% withholding tax may be imposed on dividends on, or (subject to the proposed Treasury Regulations discussed below) gross proceeds from the sale or other disposition of, our common stock paid to a "foreign financial institution" or a "non-financial foreign entity" (each as defined in the Code), unless (i) the foreign financial institution undertakes certain diligence and reporting obligations, (ii) the non-financial foreign entity either certifies it does not have any "substantial United States owners" (as defined in the Code) or furnishes identifying information regarding each substantial United States owner, or (iii) the foreign financial institution or non-financial foreign entity otherwise qualifies for an exemption from these rules. If the payee is a foreign financial institution and is subject to the diligence and reporting requirements in (i) above, it must enter into an agreement with the U.S. Department of the Treasury requiring, among other things, that it undertakes to identify accounts held by certain "specified United States persons" or "United States owned foreign entities" (each as defined in the Code), annually reports certain information about such accounts, and withholds 30% on certain payments to non-compliant foreign financial institutions and certain other account holders. Foreign financial institutions located in jurisdictions that have an intergovernmental agreement with the United States governing FATCA may be subject to different rules.

Under the applicable Treasury Regulations and administrative guidance, withholding under FATCA generally applies to payments of dividends on our common stock. While withholding under FATCA would have applied also to payments of gross proceeds from the sale or other disposition of stock on or after January 1, 2019, proposed Treasury Regulations eliminate FATCA withholding on payments of gross proceeds entirely. Taxpayers generally may rely on these proposed Treasury Regulations until final Treasury Regulations are issued.

Prospective investors should consult their tax advisors regarding the potential application of withholding under FATCA to their investment in our common stock.

SHARES ELIGIBLE FOR FUTURE SALE

Prior to this offering, there has been no public market for our common stock. Future sales of substantial amounts of our common stock in the public market could adversely affect market prices prevailing from time to time. Furthermore, because only a limited number of shares will be available for sale shortly after this offering due to existing contractual and legal restrictions on resale as described below, there may be sales of substantial amounts of our common stock in the public market after the restrictions lapse. This may adversely affect the prevailing market price and our ability to raise equity capital in the future.

Based on the number of shares of our common stock outstanding as of September 30, 2020, upon completion of this offering, we will have 175,314,776 shares of common stock outstanding, assuming no exercise of the underwriters' option to purchase additional shares and no exercise of any options after September 30, 2020. Of these shares, 15,000,000 shares, or 17,250,000 shares if the underwriters exercise their over-allotment option to purchase additional shares in full, sold in this offering (excluding any shares sold to affiliates in the directed share program) will be freely transferable without restriction or registration under the Securities Act, except for any shares purchased by one of our existing "affiliates," as that term is defined in Rule 144 under the Securities Act. The remaining 160,314,776 shares of common stock outstanding will bear "restricted shares" as defined in Rule 144. Restricted shares and the shares of common stock into which such securities are convertible may be sold in the public market only if registered or if they qualify for an exemption from registration under Rules 144 or 701 of the Securities Act, which rules are summarized below. As a result of the contractual lock-up period ending 180 days after the date of this prospectus described below and the provisions of Rules 144 and 701, these shares will be available for sale in the public market as follows:

<u>Number of Shares</u>	<u>Date</u>
160,314,776	After 180 days from the date of this prospectus (subject, in some cases, to volume limitations)

Rule 144

In general, a person who has beneficially owned restricted shares of our common stock for at least six months would be entitled to sell such securities, provided that (i) such person is not deemed to have been one of our affiliates at the time of, or at any time during the 90 days preceding, a sale; and (ii) we are subject to the Exchange Act periodic reporting requirements for at least 90 days before the sale. Persons who have beneficially owned restricted shares of our common stock for at least six months but who are our affiliates at the time of, or any time during the 90 days preceding, a sale, would be subject to additional restrictions, by which such person would be entitled to sell within any three-month period only a number of securities that does not exceed the greater of either of the following:

- 1% of the number of shares of our common stock then outstanding, which will equal approximately shares immediately after this offering, assuming no exercise of the underwriters' option to purchase additional shares; or
- the average weekly trading volume of shares of our common stock on the Nasdaq Global Select Market during the four calendar weeks preceding the filing of a notice on Form 144 with respect to the sale;

provided, in each case, that we are subject to the Exchange Act periodic reporting requirements for at least 90 days before the sale. Such sales both by affiliates and by non-affiliates must also comply with the manner of sale, current public information, and notice provisions of Rule 144 to the extent applicable.

Rule 701

In general, under Rule 701 as currently in effect, any of our employees, directors, officers, consultants or advisors who acquired common stock from us in connection with a written compensatory stock or option plan or

[Table of Contents](#)

other written agreement in compliance with Rule 701 before the effective date of the registration statement of which this prospectus is a part (to the extent such common stock is not subject to a lock-up agreement) and who are not our “affiliates” as defined in Rule 144 during the immediately preceding 90 days, is entitled to rely on Rule 701 to resell such shares beginning 90 days after the date of this prospectus in reliance on Rule 144, but without complying with the notice, manner of sale, public information requirements or volume limitation provisions of Rule 144. Persons who are our “affiliates” may resell those shares beginning 90 days after the date of this prospectus without compliance with minimum holding period requirements under Rule 144 (subject to the terms of the lock-up agreement referred to below, if applicable).

Lock-Up Agreements

In connection with this offering, we, our directors, our executive officers and holders of substantially all of our other outstanding shares of common stock or securities convertible into or exchangeable for shares of our common stock outstanding upon the completion of this offering, have entered into or will enter into lock-up agreements with the underwriters, subject to certain exceptions more fully described under the section titled “Underwriting,” not to dispose of or hedge any of their common stock or securities convertible into or exchangeable for shares of common stock during the period from the date of this prospectus continuing through the date 180 days after the date of this prospectus, except with the prior consent of Morgan Stanley & Co. LLC, Goldman Sachs & Co. LLC, J.P. Morgan Securities LLC and BofA Securities, Inc. See the section titled “Underwriting” for additional information.

Registration Rights

Upon the completion of this offering, the holders of approximately 134.1 million shares of our common stock will be entitled to rights with respect to the registration of their shares under the Securities Act, subject to the lock-up agreements described under “—Lock-Up Agreements” above. Registration of these shares under the Securities Act would result in the shares becoming freely tradable without restriction under the Securities Act, except for shares purchased by affiliates, immediately upon the effectiveness of the registration statement of which this prospectus is a part. Any sales of securities by these stockholders could have a material adverse effect on the trading price of our common stock. The requisite percentage of these stockholders will waive all such stockholders’ rights to notice of this offering and to include their shares of registrable securities in this offering. See the section titled “Description of Capital Stock—Registration Rights.”

Equity Incentive Plans

We intend to file with the SEC a registration statement on Form S-8 under the Securities Act covering the shares of common stock reserved for issuance under our 2018 Plan, 2021 Plan and our ESPP. Such registration statement is expected to be filed and become effective as soon as practicable after the completion of this offering. Accordingly, shares registered under such registration statement will be available for sale in the open market following its effective date, subject to Rule 144 volume limitations and the lock-up agreements described above, if applicable.

UNDERWRITING

Under the terms and subject to the conditions in an underwriting agreement dated the date of this prospectus, the underwriters named below, for whom Morgan Stanley & Co. LLC, Goldman Sachs & Co. LLC, J.P. Morgan Securities LLC, and BofA Securities, Inc. are acting as representatives, have severally agreed to purchase, and we have agreed to sell to them, severally, the number of shares indicated below:

<u>Name</u>	<u>Number of Shares</u>
Morgan Stanley & Co. LLC	
Goldman Sachs & Co. LLC	
J.P. Morgan Securities LLC	
BofA Securities, Inc.	
Total:	<u>15,000,000</u>

The underwriters and the representatives are collectively referred to as the “underwriters” and the “representatives,” respectively. The underwriters are offering the shares of common stock subject to their acceptance of the shares from us and subject to prior sale. The underwriting agreement provides that the obligations of the several underwriters to pay for and accept delivery of the shares of common stock offered by this prospectus are subject to the approval of certain legal matters by their counsel and to certain other conditions. The underwriters are obligated to take and pay for all of the shares of common stock offered by this prospectus if any such shares are taken. However, the underwriters are not required to take or pay for the shares covered by the underwriters’ over-allotment option described below. The offering of the shares of common stock by the underwriters is subject to receipt and acceptance and subject to the underwriters’ right to reject any order in whole or in part.

The underwriters initially propose to offer part of the shares of common stock directly to the public at the offering price listed on the cover page of this prospectus and part to certain dealers at a price that represents a concession not in excess of \$ _____ per share under the public offering price. After the initial offering of the shares of common stock, the offering price and other selling terms may from time to time be varied by the representatives.

We have granted to the underwriters an option, exercisable for 30 days from the date of this prospectus, to purchase up to 2,250,000 additional shares of common stock at the public offering price listed on the cover page of this prospectus, less underwriting discounts and commissions. The underwriters may exercise this option solely for the purpose of covering over-allotments, if any, made in connection with the offering of the shares of common stock offered by this prospectus. To the extent the option is exercised, each underwriter will become obligated, subject to certain conditions, to purchase about the same percentage of the additional shares of common stock as the number listed next to the underwriter’s name in the preceding table bears to the total number of shares of common stock listed next to the names of all underwriters in the preceding table.

The following table shows the per share and total public offering price, underwriting discounts and commissions, and proceeds before expenses to us. These amounts are shown assuming both no exercise and full exercise of the underwriters’ option to purchase up to an additional 2,250,000 shares of our common stock.

	<u>Per Share</u>	<u>Total</u>	
		<u>No Exercise</u>	<u>Full Exercise</u>
Initial public offering price	\$	\$	\$
Underwriting discounts and commissions to be paid by us:	\$	\$	\$
Proceeds, before expenses, to us	\$	\$	\$

[Table of Contents](#)

The estimated offering expenses payable by us, exclusive of the underwriting discounts and commissions, are approximately \$3.8 million. We have also agreed to reimburse the underwriters for expense relating to clearance of this offering with the Financial Industry Regulatory Authority up to \$40,000.

The underwriters have informed us that they do not intend sales to discretionary accounts to exceed 5% of the total number of shares of common stock offered by them.

Our common stock has been approved for listing on the Nasdaq Global Select Market under the trading symbol "SANA".

We and all of our directors and officers and the holders of substantially all of our outstanding securities have agreed that, without the prior written consent of Morgan Stanley & Co. LLC, Goldman Sachs & Co. LLC, J.P. Morgan Securities LLC, and BofA Securities, Inc. on behalf of the underwriters, we and they will not, and will not publicly disclose an intention to, during the period ending 180 days after the date of this prospectus (the Restricted Period):

- offer, pledge, sell, contract to sell, sell any option or contract to purchase, purchase any option or contract to sell, grant any option, right or warrant to purchase, lend or otherwise transfer, or dispose of, directly or indirectly, any shares of common stock or any securities convertible into or exercisable or exchangeable for shares of common stock;
- submit or file any registration statement with the SEC relating to the offering of any shares of common stock or any securities convertible into or exercisable or exchangeable for common stock; or
- enter into any swap or other arrangement that transfers to another, in whole or in part, any of the economic consequences of ownership of the common stock.

Whether any such transaction described above is to be settled by delivery of common stock or such other securities, in cash or otherwise. In addition, we and each such person have agreed that, without the prior written consent of Morgan Stanley & Co. LLC, Goldman Sachs & Co. LLC, J.P. Morgan Securities LLC, and BofA Securities, Inc. on behalf of the underwriters, we or such other person will not, during the restricted period, make any demand for, or exercise any right with respect to, the registration of any shares of common stock or any security convertible into or exercisable or exchangeable for common stock.

The restrictions described in the immediately preceding paragraph do not apply to us with respect to:

- (a) shares sold pursuant to the underwriting agreement;
- (b) issuance of securities upon the exercise of options or warrants or conversion of any securities outstanding on the date of this prospectus;
- (c) grants of options, restricted stock or other equity awards and issuance of securities to employees, officers, directors, advisors, or consultants of our company pursuant to a plan in effect on the date of this prospectus, provided that the recipient such grants shall sign and deliver a lock-up agreement;
- (d) filing of a Form S-8;
- (e) securities issued in connection with any merger, joint venture, strategic alliances, commercial or other collaborative transaction or the acquisition or licenses of the business, property, technology or other assets of another individual or entity or the assumption of an employee benefit plan in connection with a merger or acquisition, provided aggregate number of securities that we may issue or agree to issue shall not exceed 10% of our total share capital following this offering, and the recipient of such securities shall sign and deliver a lock-up agreement; or
- (f) facilitating the establishment of a Rule 10b5-1 trading plan on behalf of a securityholder, officer or director of our company, provided such plan does not provide for the transfer of securities during the

Restricted Period and to the extent a public announcement or filing under the Exchange Act, if any, is required of or voluntarily made, such announcement or filing shall include a statement to the effect that no transfer of securities may be made under such plan during the Restricted Period.

The restrictions described above do not apply to our directors, officers and securityholders with respect to:

- (a) transactions relating to our securities acquired in open market transactions or those purchased in this offering after the completion of this offering, provided that no filing under Section 16(a) of the Exchange Act or other public announcement shall be required or shall be voluntarily made in connection with subsequent sales of securities acquired in such open market transactions;
- (b) transfers of our securities as a bona fide gift or to a charitable organization or educational institution in a transfer not involving a disposition for value;
- (c) distributions or transfers of our securities to partners, members, stockholders or affiliates of the securityholder;
- (d) facilitating the establishment of a trading plan on behalf of a shareholder, officer, or director of the company pursuant to Rule 10b5-1 under the Exchange Act for the transfer of shares of our securities, provided that (i) such plan does not provide for the transfer of our securities during the restricted period and (ii) no filing or notification by any party under the Exchange Act or other public announcement shall be required or shall be made voluntarily in connection with such transfer or distribution;
- (e) transfers or dispositions of our securities to any member of the immediate family of the securityholder or any trust for the direct or indirect benefit of the securityholder or the immediate family of the securityholder in a transaction not involving a disposition for value;
- (f) transfers or dispositions of our securities (i) by will, other testamentary document or intestate succession to the legal representative, heir, beneficiary or a member of the immediate family of the securityholder upon the death of the securityholder, provided no filing or notification by any party under the Exchange Act or other public announcement shall be required or shall be made voluntarily in connection with such transfer or distribution, and (ii) by operation of law pursuant to orders of a court, in connection with a negotiated divorce settlement or pursuant to a qualified domestic relations order, provided no public filing, report or announcement shall be voluntarily made and if any filing under Section 16(a) of the Exchange Act reporting a reduction in beneficial ownership of our securities is required, it shall indicate in the footnotes thereto the nature and conditions of such transfer;
- (g) transfers or dispositions of our securities to any corporation, partnership, limited liability company or other entity all of the beneficial ownership interests of which are held by the securityholder or the immediate family of the securityholder;
- (h) transfers to the securityholder's affiliates or to any investment fund or other entity controlled or managed by, controlling or managing, or under common control with, the securityholder;
- (i) transfers or dispositions of our securities to the Company pursuant to any contractual arrangement in effect on the date of this prospectus and disclosed in this prospectus that provides for the repurchase of the securityholder's common stock or other securities by us or in connection with the termination of the securityholder's employment with or service to us; provided that (i) the repurchase price for any such shares or securities shall not exceed the original purchase price (subject to appropriate adjustment in the event of any stock dividend, stock split, combination or other similar recapitalization) paid, and (ii) no public filing, report or announcement reporting a reduction in beneficial ownership of our securities shall be required or shall be voluntarily made during the restricted period within 75 days after the date the securityholder ceases to provide services to us, and after such 75th day, if the securityholder is required to file a report reporting a reduction in beneficial ownership of shares of common stock during the restricted period, the securityholder shall clearly indicate in the footnotes thereto that the filing relates to the circumstances described in this clause and no public filing, report or announcement shall be voluntarily made;

Table of Contents

- (j) transfers or dispositions of our securities to us in connection with the exercise of any option or warrant for, shares of our common stock (by way of “net” or “cashless” exercise solely to cover withholding tax obligations in connection with such exercise or transfer to the Company for the payment of taxes as a result of such exercise) or transfers or dispositions of our securities to cover tax withholding obligations of the securityholder in connection with a vesting of our securities, in each case as disclosed in this prospectus; provided that (i) any such shares of common stock received by the securityholder shall be subject to the terms of the lock-up agreement and (ii) no public filing, report or announcement reporting a reduction in beneficial ownership of shares of common stock shall be required or shall be voluntarily made during the restricted period within 60 days after the date of this prospectus, and after such 60th day, if the securityholder is required to file a report reporting a reduction in beneficial ownership of shares of our common stock during the restricted period, the securityholder shall clearly indicate in the footnotes thereto that the filing relates to the circumstances described in this clause and that the shares of common stock received upon exercise of the stock option or warrant or vesting event are subject to the lock-up agreement, and no public filing, report or announcement shall be voluntarily made;
- (k) the exercise on a cash basis of options to purchase shares of our common stock granted under any stock incentive plan or stock purchase plan of the company disclosed in this prospectus, provided that the underlying shares shall continue to be subject to the restrictions on transfer set forth in the lock-up agreement, and provided further that any filing under Section 16(a) of the Exchange Act with regard to this clause (k) shall clearly indicate in the footnotes thereto that the filing relates to the circumstances described in this clause (k) and no public filings, report or announcement shall be voluntarily made;
- (l) transfers of our securities pursuant to a bona fide third-party tender offer, merger, consolidation or other similar transaction made to all holders of our common stock and involving a change of control of our company approved by our board of directors, provided that in the event that the tender offer, merger, consolidation or other such transaction is not completed, the common stock owned by the securityholder shall remain subject to the restrictions contained in the lock-up agreement; or
- (m) the conversion of any outstanding shares of preferred stock into common stock in connection with this offering, provided that any such securities received upon such conversion shall be subject to the terms of the lock-up agreement and any required filing under Section 16(a) of the Exchange Act shall indicate by footnote disclosure regarding the circumstances of the conversion and that the shares of common stock received upon such conversion remain subject to the lock-up agreement;

provided that in the case of any transfer or distribution pursuant to clauses (b), (c), (e), (f), (g) or (h), (x) each transferee, donee or distributee shall sign and deliver a lock-up agreement, (y) no filing or notification by any party (donor, donee, devisee, transferor, transferee, distributor or distributee) under the Exchange Act or other public announcement shall be required or shall be made voluntarily in connection with such transfer or distribution and (z) such transfer shall not involve a disposition for value.

Morgan Stanley & Co. LLC, Goldman Sachs & Co. LLC, J.P. Morgan Securities LLC, and BofA Securities, Inc., in their sole discretion, may release the common stock and other securities subject to the lock-up agreements described above in whole or in part at any time.

In order to facilitate the offering of the common stock, the underwriters may engage in transactions that stabilize, maintain or otherwise affect the price of the common stock. Specifically, the underwriters may sell more shares than they are obligated to purchase under the underwriting agreement, creating a short position. A short sale is covered if the short position is no greater than the number of shares available for purchase by the underwriters under the over-allotment option. The underwriters can close out a covered short sale by exercising the over-allotment option or purchasing shares in the open market. In determining the source of shares to close out a covered short sale, the underwriters will consider, among other things, the open market price of shares compared to the price available under the over-allotment option. The underwriters may also sell shares in excess of the over-allotment option, creating a naked short position. The underwriters must close out any naked short

[Table of Contents](#)

position by purchasing shares in the open market. A naked short position is more likely to be created if the underwriters are concerned that there may be downward pressure on the price of the common stock in the open market after pricing that could adversely affect investors who purchase in this offering. As an additional means of facilitating this offering, the underwriters may bid for, and purchase, shares of common stock in the open market to stabilize the price of the common stock. These activities may raise or maintain the market price of the common stock above independent market levels or prevent or retard a decline in the market price of the common stock. The underwriters are not required to engage in these activities and may end any of these activities at any time.

We and the underwriters have agreed to indemnify each other against certain liabilities, including liabilities under the Securities Act.

A prospectus in electronic format may be made available on websites maintained by one or more underwriters, or selling group members, if any, participating in this offering. The representatives may agree to allocate a number of shares of common stock to underwriters for sale to their online brokerage account holders. Internet distributions will be allocated by the representatives to underwriters that may make Internet distributions on the same basis as other allocations.

Directed Share Program

At our request, the underwriters have reserved up to 2% of the shares of common stock offered hereby, at the initial public offering price, to offer to directors, officers, employees, business associates and other persons related to us. The underwriters will receive the same underwriting discount on any shares purchased pursuant to this program as they will on any other shares sold to the public in this offering. The number of shares of common stock available for sale to the general public will be reduced to the extent these individuals purchase such reserved shares. Any reserved shares that are not so purchased will be offered by the underwriters to the general public on the same basis as the other shares offered by this prospectus. Shares purchased by our directors and officers will be subject to the 180-day lock-up restriction described elsewhere in this “Underwriting” section.

Other Relationships

The underwriters and their respective affiliates are full service financial institutions engaged in various activities, which may include securities trading, commercial and investment banking, financial advisory, investment management, investment research, principal investment, hedging, financing, and brokerage activities. Certain of the underwriters and their respective affiliates have, from time to time, performed, and may in the future perform, various financial advisory and investment banking services for us, for which they received or will receive customary fees and expenses.

In addition, in the ordinary course of their various business activities, the underwriters and their respective affiliates may make or hold a broad array of investments and actively trade debt and equity securities (or related derivative securities) and financial instruments (including bank loans) for their own account and for the accounts of their customers and may at any time hold long and short positions in such securities and instruments. Such investment and securities activities may involve our securities and instruments. The underwriters and their respective affiliates may also make investment recommendations or publish or express independent research views in respect of such securities or instruments and may at any time hold, or recommend to clients that they acquire, long or short positions in such securities and instruments.

Pricing of the Offering

Prior to this offering, there has been no public market for our common stock. The initial public offering price was determined by negotiations between us and the representatives. Among the factors considered in determining the initial public offering price were our future prospects and those of our industry in general, our

sales, earnings, and certain other financial and operating information in recent periods, and the price-earnings ratios, price-sales ratios, market prices of securities, and certain financial and operating information of companies engaged in activities similar to ours.

Selling Restrictions

Canada

The shares may be sold only to purchasers purchasing, or deemed to be purchasing, as principal that are accredited investors, as defined in National Instrument 45-106 *Prospectus Exemptions* or subsection 73.3(1) of the *Securities Act* (Ontario), and are permitted clients, as defined in National Instrument 31-103 *Registration Requirements, Exemptions and Ongoing Registrant Obligations*. Any resale of the shares must be made in accordance with an exemption from, or in a transaction not subject to, the prospectus requirements of applicable securities laws.

Securities legislation in certain provinces or territories of Canada may provide a purchaser with remedies for rescission or damages if this prospectus (including any amendment thereto) contains a misrepresentation, provided that the remedies for rescission or damages are exercised by the purchaser within the time limit prescribed by the securities legislation of the purchaser's province or territory. The purchaser should refer to any applicable provisions of the securities legislation of the purchaser's province or territory for particulars of these rights or consult with a legal advisor.

Pursuant to section 3A.3 (or, in the case of securities issued or guaranteed by the government of a non-Canadian jurisdiction, section 3A.4) of National Instrument 33-105 *Underwriting Conflicts* (NI 33-105), the underwriters are not required to comply with the disclosure requirements of NI 33-105 regarding underwriter conflicts of interest in connection with this offering.

European Economic Area

In relation to each Member State of the European Economic Area (each a Relevant State), no shares have been offered or will be offered pursuant to the offering to the public in that Relevant State prior to the publication of a prospectus in relation to the shares which has been approved by the competent authority in that Relevant State or, where appropriate, approved in another Relevant State and notified to the competent authority in that Relevant State, all in accordance with the Prospectus Regulation, except that the shares may be offered to the public in that Relevant State at any time:

- (i) to any legal entity which is a qualified investor as defined under Article 2 of the Prospectus Regulation;
- (ii) to fewer than 150 natural or legal persons (other than qualified investors as defined under Article 2 of the Prospectus Regulation), subject to obtaining the prior consent of representatives for any such offer; or
- (iii) in any other circumstances falling within Article 1(4) of the Prospectus Regulation,

provided that no such offer of the shares shall require us or any of the representatives to publish a prospectus pursuant to Article 3 of the Prospectus Regulation or supplement a prospectus pursuant to Article 23 of the Prospectus Regulation.

For the purposes of this provision, the expression an "offer to the public" in relation to the shares in any Relevant State means the communication in any form and by any means of sufficient information on the terms of the offer and any shares to be offered so as to enable an investor to decide to purchase or subscribe for any shares, and the expression "Prospectus Regulation" means Regulation (EU) 2017/1129.

United Kingdom

No shares have been offered or will be offered pursuant to the offering to the public in the United Kingdom prior to the publication of a prospectus in relation to the Shares which has been approved by the Financial Conduct Authority, except that the shares may be offered to the public in the United Kingdom at any time:

- (i) to any legal entity which is a qualified investor as defined under Article 2 of the UK Prospectus Regulation;
- (ii) to fewer than 150 natural or legal persons (other than qualified investors as defined under Article 2 of the UK Prospectus Regulation), subject to obtaining the prior consent of the representatives for any such offer; or
- (iii) in any other circumstances falling within Section 86 of the FSMA,

provided that no such offer of the shares shall require the Issuer or any Manager to publish a prospectus pursuant to Section 85 of the FSMA or supplement a prospectus pursuant to Article 23 of the UK Prospectus Regulation. For the purposes of this provision, the expression an “offer to the public” in relation to the shares in the United Kingdom means the communication in any form and by any means of sufficient information on the terms of the offer and any shares to be offered so as to enable an investor to decide to purchase or subscribe for any shares and the expression “UK Prospectus Regulation” means Regulation (EU) 2017/1129 as it forms part of domestic law by virtue of the European Union (Withdrawal) Act 2018.

Hong Kong

Shares of our common stock may not be offered or sold by means of any document other than (i) in circumstances which do not constitute an offer to the public within the meaning of the Companies Ordinance (Cap.32, Laws of Hong Kong); (ii) to “professional investors” within the meaning of the Securities and Futures Ordinance (Cap.571, Laws of Hong Kong) and any rules made thereunder; or (iii) in other circumstances which do not result in the document being a “prospectus” within the meaning of the Companies Ordinance (Cap.32, Laws of Hong Kong), and no advertisement, invitation or document relating to shares of our common stock may be issued or may be in the possession of any person for the purpose of issue (in each case whether in Hong Kong or elsewhere), which is directed at, or the contents of which are likely to be accessed or read by, the public in Hong Kong (except if permitted to do so under the laws of Hong Kong) other than with respect to shares of our common stock which are or are intended to be disposed of only to persons outside Hong Kong or only to “professional investors” within the meaning of the Securities and Futures Ordinance (Cap.571, Laws of Hong Kong) and any rules made thereunder.

Japan

No registration pursuant to Article 4, paragraph 1 of the Financial Instruments and Exchange Law of Japan (Law No. 25 of 1948, as amended) (the FIEL) has been made or will be made with respect to the solicitation of the application for the acquisition of the shares of common stock.

Accordingly, the shares of common stock have not been, directly or indirectly, offered or sold and will not be, directly or indirectly, offered or sold in Japan or to, or for the benefit of, any resident of Japan (which term as used herein means any person resident in Japan, including any corporation or other entity organized under the laws of Japan) or to others for re-offering or re-sale, directly or indirectly, in Japan or to, or for the benefit of, any resident of Japan except pursuant to an exemption from the registration requirements, and otherwise in compliance with, the FIEL and the other applicable laws and regulations of Japan.

For Qualified Institutional Investors (QII)

Please note that the solicitation for newly-issued or secondary securities (each as described in Paragraph 2, Article 4 of the FIEL) in relation to the shares of common stock constitutes either a “QII only private placement”

[Table of Contents](#)

or a “QII only secondary distribution” (each as described in Paragraph 1, Article 23-13 of the FIEL). Disclosure regarding any such solicitation, as is otherwise prescribed in Paragraph 1, Article 4 of the FIEL, has not been made in relation to the shares of common stock. The shares of common stock may only be transferred to QIIs.

For Non-QII Investors

Please note that the solicitation for newly-issued or secondary securities (each as described in Paragraph 2, Article 4 of the FIEL) in relation to the shares of common stock constitutes either a “small number private placement” or a “small number private secondary distribution” (each as is described in Paragraph 4, Article 23-13 of the FIEL). Disclosure regarding any such solicitation, as is otherwise prescribed in Paragraph 1, Article 4 of the FIEL, has not been made in relation to the shares of common stock. The shares of common stock may only be transferred en bloc without subdivision to a single investor.

Singapore

This prospectus has not been registered as a prospectus with the Monetary Authority of Singapore. Accordingly, this prospectus and any other document or material in connection with the offer or sale, or invitation for subscription or purchase, of shares of our common stock may not be circulated or distributed, nor may the shares of our common stock be offered or sold, or be made the subject of an invitation for subscription or purchase, whether directly or indirectly, to persons in Singapore other than (i) to an institutional investor under Section 274 of the Securities and Futures Act, Chapter 289 of Singapore (the SFA); (ii) to a relevant person, or any person pursuant to Section 275(1A), and in accordance with the conditions, specified in Section 275 of the SFA; or (iii) otherwise pursuant to, and in accordance with the conditions of, any other applicable provision of the SFA.

Where shares of our common stock are subscribed or purchased under Section 275 by a relevant person which is: (i) a corporation (which is not an accredited investor) the sole business of which is to hold investments and the entire share capital of which is owned by one or more individuals, each of whom is an accredited investor; or (ii) a trust (where the trustee is not an accredited investor) whose sole purpose is to hold investments and each beneficiary is an accredited investor, shares, debentures and units of shares and debentures of that corporation or the beneficiaries’ rights and interest in that trust shall not be transferable for 6 months after that corporation or that trust has acquired shares of our common stock under Section 275 except: (a) to an institutional investor under Section 274 of the SFA or to a relevant person, or any person pursuant to Section 275(1A), and in accordance with the conditions, specified in Section 275 of the SFA; (b) where no consideration is given for the transfer; or (c) by operation of law.

Switzerland

The shares may not be publicly offered in Switzerland and will not be listed on the SIX Swiss Exchange, or SIX, or on any other stock exchange or regulated trading facility in Switzerland. This document has been prepared without regard to the disclosure standards for issuance prospectuses under art. 652a or art. 1156 of the Swiss Code of Obligations or the disclosure standards for listing prospectuses under art. 27 ff. of the SIX Listing Rules or the listing rules of any other stock exchange or regulated trading facility in Switzerland. Neither this document nor any other offering or marketing material relating to the shares or the offering may be publicly distributed or otherwise made publicly available in Switzerland.

Neither this document nor any other offering or marketing material relating to the offering, the Company or the shares have been or will be filed with or approved by any Swiss regulatory authority. In particular, this document will not be filed with, and the offer of shares will not be supervised by, the Swiss Financial Market Supervisory Authority FINMA (FINMA), and the offer of shares has not been and will not be authorized under

[Table of Contents](#)

the Swiss Federal Act on Collective Investment Schemes (CISA). The investor protection afforded to acquirers of interests in collective investment schemes under the CISA does not extend to acquirers of shares.

Dubai International Financial Centre

This prospectus relates to an Exempt Offer in accordance with the Offered Securities Rules of the Dubai Financial Services Authority (DFSA). This prospectus is intended for distribution only to persons of a type specified in the Offered Securities Rules of the DFSA. It must not be delivered to, or relied on by, any other person. The DFSA has no responsibility for reviewing or verifying any documents in connection with Exempt Offers. The DFSA has not approved this prospectus nor taken steps to verify the information set forth herein and has no responsibility for the prospectus. The shares to which this prospectus relates may be illiquid and/or subject to restrictions on their resale. Prospective purchasers of the shares offered should conduct their own due diligence on the shares. If you do not understand the contents of this prospectus you should consult an authorized financial advisor.

Australia

No placement document, prospectus, product disclosure statement or other disclosure document has been lodged with the Australian Securities and Investments Commission, in relation to the offering. This prospectus does not constitute a prospectus, product disclosure statement or other disclosure document under the Corporations Act 2001 (Corporations Act), and does not purport to include the information required for a prospectus, product disclosure statement or other disclosure document under the Corporations Act.

Any offer in Australia of the shares may only be made to persons (Exempt Investors) who are “sophisticated investors” (within the meaning of section 708(8) of the Corporations Act), “professional investors” (within the meaning of section 708(11) of the Corporations Act), or otherwise pursuant to one or more exemptions contained in section 708 of the Corporations Act so that it is lawful to offer the shares without disclosure to investors under Chapter 6D of the Corporations Act.

The shares applied for by Exempt Investors in Australia must not be offered for sale in Australia in the period of 12 months after the date of allotment under the offering, except in circumstances where disclosure to investors under Chapter 6D of the Corporations Act would not be required pursuant to an exemption under section 708 of the Corporations Act or otherwise or where the offer is pursuant to a disclosure document which complies with Chapter 6D of the Corporations Act. Any person acquiring shares must observe such Australian on-sale restrictions.

This prospectus contains general information only and does not take account of the investment objectives, financial situation or particular needs of any particular person. It does not contain any securities recommendations or financial product advice. Before making an investment decision, investors need to consider whether the information in this prospectus is appropriate to their needs, objectives and circumstances, and, if necessary, seek expert advice on those matters.

Israel

In the State of Israel this prospectus shall not be regarded as an offer to the public to purchase shares of common stock under the Israeli Securities Law, 5728 - 1968, which requires a prospectus to be published and authorized by the Israel Securities Authority, if it complies with certain provisions of Section 15 of the Israeli Securities Law, 5728 - 1968, including, inter alia, if: (i) the offer is made, distributed or directed to not more than 35 investors, subject to certain conditions (the Addressed Investors); or (ii) the offer is made, distributed or directed to certain qualified investors defined in the First Addendum of the Israeli Securities Law, 5728 - 1968, subject to certain conditions (the Qualified Investors). The Qualified Investors shall not be taken into account in the count of the Addressed Investors and may be offered to purchase securities in addition to the 35 Addressed

[Table of Contents](#)

Investors. The company has not and will not take any action that would require it to publish a prospectus in accordance with and subject to the Israeli Securities Law, 5728 - 1968. We have not and will not distribute this prospectus or make, distribute or direct an offer to subscribe for our common stock to any person within the State of Israel, other than to Qualified Investors and up to 35 Addressed Investors.

Qualified Investors may have to submit written evidence that they meet the definitions set out in of the First Addendum to the Israeli Securities Law, 5728 - 1968. In particular, we may request, as a condition to be offered common stock, that Qualified Investors will each represent, warrant and certify to us and/or to anyone acting on our behalf: (i) that it is an investor falling within one of the categories listed in the First Addendum to the Israeli Securities Law, 5728 - 1968; (ii) which of the categories listed in the First Addendum to the Israeli Securities Law, 5728 - 1968 regarding Qualified Investors is applicable to it; (iii) that it will abide by all provisions set forth in the Israeli Securities Law, 5728 - 1968 and the regulations promulgated thereunder in connection with the offer to be issued common stock; (iv) that the shares of common stock that it will be issued are, subject to exemptions available under the Israeli Securities Law, 5728 - 1968: (a) for its own account, (b) for investment purposes only, and (c) not issued with a view to resale within the State of Israel, other than in accordance with the provisions of the Israeli Securities Law, 5728 - 1968; and (v) that it is willing to provide further evidence of its Qualified Investor status. Addressed Investors may have to submit written evidence in respect of their identity and may have to sign and submit a declaration containing, inter alia, the Addressed Investor's name, address and passport number or Israeli identification number.

LEGAL MATTERS

The validity of the issuance of the shares of common stock offered hereby will be passed upon for Sana Biotechnology, Inc. by Latham & Watkins LLP, Menlo Park, California. Cooley LLP, San Diego, California, is representing the underwriters.

EXPERTS

Ernst & Young LLP, independent registered public accounting firm, has audited our consolidated financial statements at December 31, 2019 and 2018, and for the year ended December 31, 2019 and the period from July 13, 2018 (inception) to December 31, 2018, as set forth in their report. We've included our financial statements in the prospectus and elsewhere in the registration statement in reliance on Ernst & Young LLP's report, given on their authority as experts in accounting and auditing.

WHERE YOU CAN FIND MORE INFORMATION

We have filed with the SEC a registration statement on Form S-1 under the Securities Act with respect to the common stock offered hereby. This prospectus does not contain all of the information set forth in the registration statement and the exhibits and schedules thereto. For further information with respect to the Company and its common stock, reference is made to the registration statement and the exhibits and any schedules filed therewith. Statements contained in this prospectus as to the contents of any contract or other document referred to are not necessarily complete and in each instance, if such contract or document is filed as an exhibit, reference is made to the copy of such contract or other document filed as an exhibit to the registration statement, each statement being qualified in all respects by such reference. The SEC maintains a website at www.sec.gov, from which interested persons can electronically access the registration statement, including the exhibits and any schedules thereto.

As a result of the offering, we will be required to file periodic reports and other information with the SEC. We also maintain a website at <https://sana.com>, at which, following this offering, you may access these materials free of charge as soon as reasonably practicable after they are electronically filed with or furnished to the SEC. Our website and the information contained therein or connected thereto shall not be deemed to be incorporated into this prospectus or the registration statement of which it forms a part. We have included our website address as an inactive textual reference only.

SANA BIOTECHNOLOGY, INC.
INDEX TO CONSOLIDATED FINANCIAL STATEMENTS

Audited Consolidated Financial Statements:

Report of Independent Registered Public Accounting Firm	F-2
Consolidated Balance Sheets	F-3
Consolidated Statements of Operations	F-4
Consolidated Statements of Comprehensive Loss	F-5
Consolidated Statements of Convertible Preferred Stock and Stockholders' Deficit	F-6
Consolidated Statements of Cash Flows	F-7
Notes to Consolidated Financial Statements	F-8

Unaudited Condensed Consolidated Financial Statements:

Condensed Consolidated Balance Sheets	F-34
Condensed Consolidated Statements of Operations	F-35
Condensed Consolidated Statements of Comprehensive Loss	F-36
Condensed Consolidated Statements of Convertible Preferred Stock and Stockholders' Deficit	F-37
Condensed Consolidated Statements of Cash Flows	F-39
Notes to Condensed Consolidated Financial Statements	F-40

Report of Independent Registered Public Accounting Firm

To the Stockholders and the Board of Directors of Sana Biotechnology, Inc.

Opinion on the Financial Statements

We have audited the accompanying consolidated balance sheets of Sana Biotechnology, Inc. (the Company) as of December 31, 2019 and 2018, the related consolidated statements of operations, comprehensive loss, convertible preferred stock and stockholders' deficit and cash flows for the year ended December 31, 2019 and the period from July 13, 2018 (inception) to December 31, 2018, and the related notes (collectively referred to as the "consolidated financial statements"). In our opinion, the consolidated financial statements present fairly, in all material respects, the financial position of the Company at December 31, 2019 and 2018, and the results of its operations and its cash flows for year ended December 31, 2019 and the period from July 13, 2018 (inception) to December 31, 2018 in conformity with U.S. generally accepted accounting principles.

Basis for Opinion

These financial statements are the responsibility of the Company's management. Our responsibility is to express an opinion on the Company's financial statements based on our audits. We are a public accounting firm registered with the Public Company Accounting Oversight Board (United States) (PCAOB) and are required to be independent with respect to the Company in accordance with the U.S. federal securities laws and the applicable rules and regulations of the Securities and Exchange Commission and the PCAOB.

We conducted our audits in accordance with the auditing standards of the PCAOB. Those standards require that we plan and perform the audit to obtain reasonable assurance about whether the consolidated financial statements are free of material misstatement, whether due to error or fraud. The Company is not required to have, nor were we engaged to perform, an audit of its internal control over financial reporting. As part of our audits we are required to obtain an understanding of internal control over financial reporting but not for the purpose of expressing an opinion on the effectiveness of the Company's internal control over financial reporting. Accordingly, we express no such opinion.

Our audits included performing procedures to assess the risks of material misstatement of the consolidated financial statements, whether due to error or fraud, and performing procedures that respond to those risks. Such procedures included examining, on a test basis, evidence regarding the amounts and disclosures in the financial statements. Our audits also included evaluating the accounting principles used and significant estimates made by management, as well as evaluating the overall presentation of the consolidated financial statements. We believe that our audits provide a reasonable basis for our opinion.

/s/ Ernst & Young LLP

We have served as the Company's auditor since 2019.

Seattle, Washington
April 22, 2020,
except for the last four paragraphs of Note 17, as to which the date is
January 28, 2021

Sana Biotechnology, Inc.
Consolidated Balance Sheets
(in thousands, except share and per share amounts)

	December 31,	
	2018	2019
ASSETS		
Current assets:		
Cash and cash equivalents	\$ 30,630	\$ 80,030
Marketable securities	—	58,952
Prepaid expenses and other current assets	1,966	5,281
Total current assets	32,596	144,263
Property and equipment, net	585	27,911
Operating lease right-of-use assets, net	—	41,403
Restricted cash	816	1,777
Intangible asset	—	59,195
Goodwill	—	140,627
Other non-current assets	336	522
TOTAL ASSETS	\$ 34,333	\$ 415,698
LIABILITIES, CONVERTIBLE PREFERRED STOCK, AND STOCKHOLDERS' DEFICIT		
Current liabilities:		
Accounts payable	\$ 289	\$ —
Accrued compensation	811	8,094
Accrued expenses and other current liabilities	685	9,887
Operating lease liabilities	—	1,848
Total current liabilities	1,785	19,829
Operating lease liabilities, net of current portion	—	46,359
Contingent consideration	—	69,108
Success payment liabilities	—	4,352
Other non-current liabilities	15	1,233
Total liabilities	1,800	140,881
<i>Commitments and contingencies (Note 10)</i>		
Convertible preferred stock, \$0.0001 par value; 45,850,000 and 537,786,206 shares authorized as of December 31, 2018 and 2019, respectively; 11,462,500 and 106,889,542 shares issued and outstanding as of December 31, 2018 and 2019, respectively; aggregate liquidation preference of \$46,536 and \$450,837 as of December 31, 2018 and 2019, respectively	45,721	417,359
Stockholders' deficit:		
Common stock, \$0.0001 par value; 187,250,000 and 700,000,000 shares authorized as of December 31, 2018 and 2019, respectively; 1,577,616 and 10,003,329 shares issued and outstanding as of December 31, 2018 and 2019, respectively	—	1
Additional paid-in capital	59	1,558
Accumulated other comprehensive income	—	26
Accumulated deficit	(13,247)	(144,127)
Total stockholders' deficit	(13,188)	(142,542)
TOTAL LIABILITIES, CONVERTIBLE PREFERRED STOCK, AND STOCKHOLDERS' DEFICIT	\$ 34,333	\$ 415,698

The accompanying notes are an integral part of these financial statements.

Sana Biotechnology, Inc.
Consolidated Statements of Operations
(in thousands, except share and per share amounts)

	<u>Period from July 13, 2018 (Inception) to December 31, 2018</u>	<u>Year Ended December 31, 2019</u>
Operating expenses:		
Research and development	\$ 9,040	\$ 119,375
General and administrative	4,206	21,777
Total operating expenses	<u>13,246</u>	<u>141,152</u>
Loss from operations	(13,246)	(141,152)
Interest income, net	—	2,856
Other expense, net	(1)	(29)
Loss before income taxes	(13,247)	(138,325)
Benefit from income taxes	—	7,547
Net loss	<u>\$ (13,247)</u>	<u>\$ (130,778)</u>
Net loss per share, basic and diluted	<u>\$ (13.91)</u>	<u>\$ (26.68)</u>
Weighted-average shares outstanding, basic and diluted	<u>952,086</u>	<u>4,902,642</u>

The accompanying notes are an integral part of these financial statements.

Sana Biotechnology, Inc.
Consolidated Statements of Comprehensive Loss
(in thousands)

	Period from July 13, 2018 (Inception) to December 31, 2018	Year Ended December 31, 2019
Net loss	\$ (13,247)	\$ (130,778)
Other comprehensive income, net of tax:		
Net unrealized gain on marketable securities	—	26
Total other comprehensive income	—	26
Comprehensive loss	<u>\$ (13,247)</u>	<u>\$ (130,752)</u>

The accompanying notes are an integral part of these financial statements.

Sana Biotechnology, Inc.
Consolidated Statements of Convertible Preferred Stock and Stockholders' Deficit
(in thousands, except share amounts)

	Convertible Preferred Stock		Common Stock		Additional Paid-In Capital	Accumulated Other Comprehensive Income	Accumulated Deficit	Total Stockholders' Deficit
	Shares	Amount	Shares	Amount				
Balance as of July 13, 2018 (inception)	—	\$ —	—	\$ —	—	\$ —	—	\$ —
Issuance of common stock	—	—	351,250	—	—	—	—	—
Issuance of Series A-1 convertible preferred stock, net of issuance costs of \$100	11,462,500	45,721	—	—	—	—	—	—
Stock-based compensation expense	—	—	1,226,366	—	59	—	—	59
Net loss	—	—	—	—	—	—	(13,247)	(13,247)
Balance as of December 31, 2018	11,462,500	\$ 45,721	1,577,616	\$ —	59	\$ —	(13,247)	\$ (13,188)
Adjustment to beginning accumulated deficit from adoption of ASC 842	—	—	—	—	—	—	(102)	(102)
Issuance of Series A-2 convertible preferred stock, net of issuance costs of \$300	56,003,532	223,739	—	—	—	—	—	—
Issuance of Series A-2 convertible preferred stock for acquisition, non-cash	36,441,583	135,971	—	—	—	—	—	—
Issuance of Series A-2 convertible preferred stock in connection with license agreements	2,981,927	11,928	—	—	—	—	—	—
Stock-based compensation expense	—	—	8,425,088	1	1,498	—	—	1,499
Exercise of stock options	—	—	625	—	1	—	—	1
Other comprehensive income, net	—	—	—	—	—	26	—	26
Net loss	—	—	—	—	—	—	(130,778)	(130,778)
Balance as of December 31, 2019	<u>106,889,542</u>	<u>\$ 417,359</u>	<u>10,003,329</u>	<u>\$ 1</u>	<u>\$ 1,558</u>	<u>\$ 26</u>	<u>\$ (144,127)</u>	<u>\$ (142,542)</u>

The accompanying notes are an integral part of these financial statements.

Sana Biotechnology, Inc.
Consolidated Statements of Cash Flows
(in thousands)

	Period from July 13, 2018 (Inception) to December 31, 2018	Year Ended December 31, 2019
OPERATING ACTIVITIES:		
Net loss	\$ (13,247)	\$ (130,778)
Adjustments to reconcile net loss to net cash used in operating activities:		
Depreciation	1	1,826
Deferred income tax	—	(7,547)
Stock-based compensation expense	59	1,497
Change in fair value of contingent consideration	—	17,860
Change in fair value of success payment liabilities	—	1,924
Non-cash expense for equity issuance in connection with license agreements	—	11,928
Non-cash expense in connection with license agreement	—	4,557
Non-cash expense in connection with asset acquisition	—	1,200
Non-cash right-of-use assets lease expense	—	2,095
Other non-cash items	—	(592)
Changes in operating assets and liabilities:		
Prepaid expenses and other assets	(1,982)	(4,300)
Operating lease right-of-use assets and liabilities	—	5,697
Accounts payable	289	(421)
Accrued expenses and other liabilities	1,385	9,550
Net cash used in operating activities	<u>(13,495)</u>	<u>(85,504)</u>
INVESTING ACTIVITIES:		
Purchases of marketable securities	—	(141,519)
Proceeds from maturities of marketable securities	—	82,977
Purchases of property and equipment	(460)	(26,183)
Acquisitions, net of cash acquired	—	(3,195)
Proceeds from disposal of assets	—	59
Issuance of promissory note	(320)	—
Net cash used in investing activities	<u>(780)</u>	<u>(87,861)</u>
FINANCING ACTIVITIES:		
Proceeds from issuance of convertible preferred stock, net of issuance costs	45,721	223,739
Proceeds from issuance of common stock	—	1
Payment of contingent consideration	—	(14)
Net cash provided by financing activities	<u>45,721</u>	<u>223,726</u>
Net increase in cash, cash equivalents, and restricted cash	31,446	50,361
Cash, cash equivalents, and restricted cash at beginning of period	—	31,446
Cash, cash equivalents, and restricted cash at end of period	<u>\$ 31,446</u>	<u>\$ 81,807</u>
SUPPLEMENTAL CASH FLOW DISCLOSURES:		
Purchases of property and equipment included in accounts payable and accrued liabilities	<u>\$ 126</u>	<u>\$ 2,495</u>
Issuance of convertible preferred stock for acquisition	<u>\$ —</u>	<u>\$ 135,971</u>
Right-of-use assets obtained in exchange for operating lease liabilities	<u>\$ —</u>	<u>\$ 48,863</u>
Cash received from lessor for tenant improvement allowance	<u>\$ —</u>	<u>\$ 5,697</u>
Tenant improvement allowance included in contra-lease liability	<u>\$ —</u>	<u>\$ 2,575</u>

The accompanying notes are an integral part of these financial statements.

Sana Biotechnology, Inc.
Notes to Consolidated Financial Statements

1. Organization

Sana Biotechnology, Inc. (the Company or Sana) was incorporated in Delaware on July 13, 2018 (inception) as FD Therapeutics, Inc., and changed its name to Sana Biotechnology, Inc. on September 17, 2018. The Company is a biotechnology company, focusing on utilizing engineered cells as medicines. The Company's operations to date have included identifying and developing potential product candidates, executing preclinical studies, acquiring technology, organizing and staffing the Company, business planning, establishing the Company's intellectual property portfolio, raising capital, and providing general and administrative support for these operations.

In February 2019, the Company acquired 100% of the outstanding equity in Cobalt Biomedicine, Inc. (Cobalt), a privately-held early-stage biotechnology company developing a platform technology using its fusogen technology to specifically and consistently deliver various biological payloads to cells. The Cobalt acquisition adds *in-vivo* cell engineering technology to complement the Company's existing *ex-vivo* cell engineering technology. See Note 3, Acquisitions.

In November 2019, the Company acquired Cytocardia, Inc. (Cytocardia), a privately-held early-stage biotechnology company whose primary asset was in-process research and development related to its *ex vivo* cell engineering programs focused on replacement of damaged heart cells. See Note 3, Acquisitions.

The Company is subject to a number of risks similar to other biotechnology companies in the development stage including, but not limited to, the need to obtain adequate additional funding, possible failure of preclinical testing or clinical trials, the need to obtain marketing approval for its product candidates, competitors developing new technological innovations, the need to successfully commercialize and gain market acceptance of the Company's products, protect the Company's intellectual property and proprietary technology, and the need to attract and retain key scientific and management personnel. If the Company does not successfully commercialize or partner any of its product candidates, it will be unable to generate product revenue or achieve profitability. Through December 31, 2019, the Company has financed its operations through the sale and issuance of convertible preferred stock. The Company intends to raise additional capital through the issuance of equity or strategic alliances with third parties. As of December 31, 2019, the Company had an accumulated deficit of \$144.1 million and cash, cash equivalents, and marketable securities of \$139.0 million.

2. Summary of significant accounting policies

Basis of presentation

The accompanying consolidated financial statements include the accounts of the Company and its wholly-owned subsidiaries. The Company's consolidated financial statements have been prepared in accordance with generally accepted accounting principles in the United States (GAAP). Certain prior period amounts have been reclassified to conform to current period presentation.

Use of estimates

The preparation of the financial statements in conformity with GAAP requires management to make estimates and assumptions that affect the amounts reported in the consolidated financial statements and accompanying notes. The Company evaluates its estimates and assumptions on an ongoing basis using historical experience and other factors and adjusts those estimates and assumptions when facts and circumstances dictate. Actual results could materially differ from those estimates. The most significant estimates in the Company's consolidated financial statements relate to business combinations, accrued expenses, the valuation of common stock, and the valuation of success payments and contingent consideration.

The Company utilizes significant estimates and assumptions in determining the fair value of its common stock. The Company recorded expense for restricted stock awards (RSAs), stock options and restricted stock

Sana Biotechnology, Inc.
Notes to Consolidated Financial Statements

units (RSUs) at prices not less than the fair market value of its common stock as determined by management with consideration of the American Institute of Certified Public Accountants Technical Practice Aid, *Valuation of Privately-Held Company Equity Securities Issued as Compensation*, (AICPA Guide). The estimated fair value of the Company's common stock is based on a number of objective and subjective factors, including the most recently available valuations of the Company's common stock performed by an independent third-party valuation firm, the prices of shares of convertible preferred stock sold to investors in arm's length transactions, committed future rounds of funding, the superior rights and preferences of securities senior to the Company's common stock at the time, the Company's stage of development, results of operation and financial position, material risks to the Company's business, the lack of marketability of the common stock, and external market conditions affecting the biotechnology industry sector.

The Company also uses significant estimates and assumptions in determining the estimated fair value of the success payment and contingent consideration liabilities, which are measured at issuance and at each balance sheet date, with changes in fair value recognized in research and development expense. A small change in the estimated future value of the Company's Series A convertible preferred stock price or the estimated future value of the Company implied by the estimated future per share value of the Series B convertible preferred stock may have a relatively large change in the estimated fair value of the success payment liability and associated expense or gain. Changes in the probabilities and estimated timing of milestones used in the calculation of the contingent consideration liability may have a relatively large impact on the resulting liability and associated expense or gain.

Cash and cash equivalents

Cash and cash equivalents include cash and highly liquid investments with original maturities of three months or less at acquisition. Cash equivalents include investments in money market funds with commercial banks and financial institutions and are stated at fair value.

Marketable securities

Marketable securities are classified as available-for-sale debt securities and are carried at fair value. Unrealized gains and losses, if any, are reported as a component of comprehensive income (loss). Amortization, accretion, interest and dividends, realized gains and losses, and declines in value judged to be other than-temporary are included in other income (expense). The cost of securities sold is based on the specific-identification method. Investments in securities with maturities of less than one year, or those which management intends to use to fund current operations, are included in current assets.

The Company evaluates whether an investment is other-than-temporarily impaired based on the specific facts and circumstances. Factors that are considered in determining whether an other-than-temporary decline in value has occurred include the market value of the security in relation to its cost basis, the financial condition of the investee, and the intent and ability to retain the investment for a sufficient period of time to allow for recovery in the market value of the investment.

Concentrations of credit risk and off-balance sheet risk

The Company maintains its cash, cash equivalents, and marketable securities with high quality, accredited financial institutions. These amounts, at times, may exceed federally insured limits. The Company has not experienced any credit losses in such accounts and does not believe it is exposed to significant risk on these funds. The Company has no off-balance sheet concentrations of credit risk, such as foreign currency exchange contracts, option contracts or other hedging arrangements.

Sana Biotechnology, Inc.
Notes to Consolidated Financial Statements

Fair value of financial instruments

The Company is required to disclose information on all assets and liabilities reported at fair value that enables an assessment of the inputs used in determining the reported fair values. The fair value hierarchy prioritizes valuation inputs based on the observable nature of those inputs. The hierarchy applies only to the valuation inputs used to determine the reported fair value of the investments and is not a measure of the investment credit quality. The hierarchy defines three levels of valuation inputs:

Level 1 – Quoted prices in active markets for identical assets or liabilities.

Level 2 – Inputs other than quoted prices included within Level 1 that are observable for the asset or liability, either directly or indirectly.

Level 3 – Unobservable inputs that reflect the Company's own assumptions about the assumptions market participants would use in pricing the asset or liability.

The Company's financial instruments include cash and cash equivalents, marketable securities, note receivable, accounts payable, contingent consideration, success payment liabilities, contingent license liability, and other accrued liabilities. The carrying amounts of cash, cash equivalents, accounts payable, and accrued liabilities approximate fair value due to the short-term nature of these instruments. To the extent the valuation of financial instruments is based on models or inputs that are less observable or unobservable in the market, the determination of fair value requires more judgment. Accordingly, the degree of judgment exercised by the Company in determining fair value is greatest for instruments categorized in Level 3. See Note 7, Fair value measurements.

Property and equipment, net

Property and equipment are stated at cost, net of accumulated depreciation. Depreciation of property and equipment is computed using the straight-line method over the estimated useful lives of the respective assets, generally three to five years. Leasehold improvements are depreciated over the lesser of their useful lives or the remaining life of the lease. When assets are retired or otherwise disposed of, the cost and related accumulated depreciation and amortization are removed from the balance sheet and the resulting gain or loss is reflected in operations in the period realized. Maintenance and repairs are charged to operations as incurred.

Impairment of long-lived assets

The Company reviews the carrying value and estimated lives of its long-lived assets whenever events or circumstances indicate the carrying values may not be recoverable. Should an impairment exist, the impairment loss would be measured based on the excess of the asset's carrying amount over its fair value. The Company has not recognized any impairment losses since inception.

Acquisitions

The Company accounts for business combinations using the acquisition method of accounting, which requires the assets acquired, including in-process research and development (IPR&D), and liabilities assumed be recorded at their fair values as of the acquisition date. Any excess of the purchase price over the fair value of net assets acquired is recorded as goodwill. The determination of the estimated fair value of these items requires us to make significant estimates and assumptions. Transaction costs associated with business combinations are recorded in general and administrative expense as they are incurred.

If the Company determines the acquisition does not meet the definition of a business combination under the acquisition method of accounting, the transaction is accounted for as an asset acquisition and no goodwill or

Sana Biotechnology, Inc.
Notes to Consolidated Financial Statements

contingent consideration are recognized at the acquisition date. In an asset acquisition, up-front payments allocated to IPR&D are recorded in research and development expense if there is no alternative future use, and subsequent milestone payments are recorded in research and development expense when achieved.

Goodwill and intangible assets

Goodwill represents the excess of the purchase price over the estimated fair value of the identifiable assets acquired and liabilities assumed in a business combination. The Company evaluates goodwill for impairment annually or when a triggering event occurs that could indicate a potential impairment. The evaluation for impairment includes assessing qualitative factors or performing a quantitative analysis to determine whether it is more-likely-than-not that the fair value of net assets is below the carrying amount.

Intangible assets acquired in a business combination are recognized separately from goodwill and are initially recognized at their fair value at the acquisition date. The fair value of the IPR&D has been estimated using the replacement cost method. Under this method, the Company estimated the cost to recreate the technology and derived an estimated value to develop the technology. IPR&D assets are required to be classified as indefinite-lived assets and are not amortized until they become finite-lived assets, upon the successful completion of the associated research and development technology. At that time, the useful life of the asset will be determined, and amortization will begin. If the associated research and development technology is abandoned, the related IPR&D asset will be written-off and an impairment charge recorded. Intangible assets are reviewed for impairment at least annually or when a triggering event occurs that could indicate a potential impairment.

Contingent consideration from business combinations

At and subsequent to the acquisition date of a business combination, contingent consideration obligations are remeasured to fair value at each balance sheet date with changes in fair value recognized in research and development expense. Changes in fair values reflect changes to the Company's assumptions regarding probabilities of successful achievement of related milestones, the timing in which the milestones are expected to be achieved, and the discount rate used to estimate the fair value of the obligation.

Success payments

The Company granted rights to a success payment to Cobalt (Cobalt Success Payment) pursuant to the terms of its acquisition agreement and to the President and Fellows of Harvard College (Harvard) pursuant to the terms of its exclusive license agreement.

The Company may be required to make a Cobalt Success Payment in cash or stock, at its discretion, based on an increase in value of the Company implied by the per share value of the Company's Series B convertible preferred stock at issuance, or any security into which such stock has been converted or exchanged, and the Company has an active program based on the fusogen technology in a clinical trial pursuant to an investigational new drug application (IND), or have filed for, or received approval for, a biologics license application (BLA) or new drug application (NDA). The Company may be required to make success payments to Harvard (Harvard Success Payments) in cash based on increases in the per share value of the Company's Series A convertible preferred stock, or any security into which such stock has been converted or exchanged. The success payments are accounted for under Accounting Standards Codification (ASC) 815, *Derivatives and Hedging*.

Success payment liabilities are estimated at fair value at inception and at each subsequent balance sheet date with changes recorded in research and development expense. To determine the estimated fair value of the success payments the Company uses a Monte Carlo simulation methodology which models the value of the liability

Sana Biotechnology, Inc.
Notes to Consolidated Financial Statements

based on several key variables including the term of the success payments, expected volatility, risk-free interest rate, and estimated number and timing of valuation measurement dates on the basis of which payments may be triggered. Additionally, the Cobalt Success Payment liability incorporates the estimated future value of the Company implied by the estimated future per share value of the Company's Series B convertible preferred stock at issuance, and the Harvard Success Payment liability incorporates the estimated future fair value of the Company's Series A convertible preferred stock. The computation of expected volatility is estimated using peer company stocks for a time period matching the expected term assumption. After an initial public offering (IPO), the Cobalt Success Payment of \$500.0 million is payable if, at predetermined valuation measurement dates, the Company's value is equal to or exceeds three times the Company's value at the time of the Series B convertible preferred stock issuance.

Leases

In February 2016, the Financial Accounting Standards Board (FASB) issued Accounting Standards Update (ASU) 2016-02, *Leases* (ASC 842). The new guidance requires lessees to recognize the assets and liabilities arising from leases on the balance sheet, unless the lease is a short-term lease, defined as having a term of twelve-months or less. Additional qualitative and quantitative disclosures are also required. The Company early adopted this standard on January 1, 2019 using the prospective transition method. Under this method, the Company did not restate the prior comparative periods and initially applied ASC 842 on January 1, 2019 and recorded an immaterial entry to the opening balance in accumulated stockholders' deficit.

The Company elected to apply the practical expedient election as permitted under the transition guidance, which must be elected as a package and applied consistently to all leases at the transition date. The Company did not reassess the lease classification of existing leases, whether any expired or existing contracts are or contain leases, the initial direct costs for any existing leases, or separate lease and non-lease components. The adoption resulted in the recognition of an operating lease right-of-use (ROU) asset and operating lease liability of \$8.9 million on the Company's consolidated balance sheet as of January 1, 2019.

The Company determines if a contract contains a lease at the inception of the contract. The Company currently has leases related to its facilities for office and laboratory space, which are classified as operating leases. These leases result in operating ROU assets and current and non-current operating lease liabilities on the balance sheet. The Company does not have any financing leases. Leases with a term of 12 months or less are considered short-term and a ROU asset and lease obligation are not recognized. Payments associated with short-term leases are expensed as incurred. Rent expense for operating leases is recognized on a straight-line basis over the lease term.

Lease liabilities represent an obligation to make lease payments arising from the lease. ROU assets represent the right to use the underlying asset identified in the lease for the lease term. Lease liabilities are measured at the present value of the remaining future lease payments over the lease term discounted using the incremental borrowing rate (IBR) for the lease established at the lease commencement date. ROU assets are based on the measurement of the lease liability and include any prepaid lease payments made prior to or on the lease commencement date and exclude any lease incentives received and initial direct costs incurred.

To determine the present value of lease payments at the lease inception the Company determines an IBR which reflects the fixed rate at which the Company could borrow the amount of the lease payments, on a collateralized basis, for a similar term, and economic environment. The lease terms may include the impact of options to extend or terminate the lease when it is reasonably certain that the Company will exercise the option. Assumptions made by the Company at the commencement date are re-evaluated upon occurrence of certain events, including a lease modification. When a lease modification results in a separate contract, it is accounted for in the same manner as a new lease.

Sana Biotechnology, Inc.
Notes to Consolidated Financial Statements

Claims and contingencies

From time to time, the Company may become involved in litigation and proceedings relating to claims arising from the ordinary course of business. The Company accrues a liability if the likelihood of an adverse outcome is probable and the amount can be reasonably estimated. If the likelihood of an adverse outcome is only reasonably possible (as opposed to probable), or if an estimate is not determinable, the Company provides disclosure of a material claim or contingency.

Convertible preferred stock

The carrying value of the Company's Series A-1 and Series A-2 convertible preferred stock is adjusted to reflect dividends if and when declared by the Company's board of directors. No dividends have been declared by the board of directors since inception. The Company classifies its convertible preferred stock outside of permanent equity, as the redemption of such stock is not solely under the control of the Company.

Stock-based compensation

The Company grants share based compensation to employees, directors, and non-employees, including consultants, in the form of stock options, RSAs, and RSUs. The Company accounts for stock-based compensation awards in accordance with ASC Topic 718, *Compensation—Stock Compensation* (ASC 718) by measuring the fair value of the award on the date of grant. Expense is recognized on a straight-line basis over the requisite service period, which is generally the vesting period of the respective award. Forfeitures are recognized as they occur.

Generally, stock option awards granted by the Company vest over four years and have an exercise price equal to the estimated fair value of the common stock as determined by the board of directors with consideration given to contemporaneous valuations of the Company's common stock prepared by an independent third party valuation firm in accordance with the guidance provided by the AICPA Guide.

The Company accounts for share-based awards issued to non-employees under ASU 2018-07, *Compensation—Stock Compensation*, using the measurement date at the date of grant without subsequent changes in the fair value of the award. Share-based compensation costs for non-employees are recognized as expense over the requisite service period, which is the vesting period.

The fair value of stock options is estimated at the date of grant using a Black-Scholes option pricing model which requires management to apply judgment and make estimates, including:

- *Fair Value of Common Stock*—The Company's board of directors, with the assistance and upon the recommendation of management, has for financial reporting purposes periodically determined the estimated per share fair value of the Company's common stock on the grant date in part using contemporaneous independent third-party valuations consistent with the AICPA Guide.
- *Expected Term*—The expected term represents the period that the stock-based awards are expected to be outstanding. The Company uses the simplified method to determine the expected term, which is based on the average of the time-to-vesting and the contractual life of the options.
- *Expected Volatility*—Since the Company is not yet a public company and does not have any trading history for its common stock, the expected volatility is estimated based on the average historical volatilities of common stock of comparable publicly traded entities over a period equal to the expected term of the stock option grants. The comparable companies are chosen based on their size, stage in the product development cycle or area of specialty. The Company will continue to apply this process until sufficient historical information regarding the volatility of its own stock price becomes available.

Sana Biotechnology, Inc.
Notes to Consolidated Financial Statements

- *Risk-Free Interest Rate*—The risk-free interest rate is based on the U.S. Treasury yield in effect at the time of grant for zero-coupon U.S. Treasury notes with maturities approximately equal to the expected term of the awards.
- *Expected Dividend*—The Company has never paid dividends on its common stock and has no plans to pay dividends on its common stock. Therefore, the Company used an expected dividend yield of zero.

Research and development expense

The Company records expense for research and development costs as incurred. Nonrefundable, advance payments for goods or contracts for services are deferred, and expense is recognized in the period in which the goods are received, or the services are rendered.

Research and development expense consist of costs incurred by the Company for the discovery and development of the Company's platform technology and product candidates and contain personnel costs, including salaries, benefits, and non-cash stock-based compensation, external research and development expenses incurred under arrangements with third parties, laboratory supplies, costs to acquire and license technologies aligned with the Company's goal of translating engineered cells to medicine, changes in the estimated fair value of the success payment and contingent consideration liabilities, and other expenses, which include facility and other allocated expenses, including rent, depreciation, and allocated overhead costs, and other research and development costs.

General and administrative expenses

General and administrative expenses consist of personnel costs, including salaries, benefits, and non-cash stock-based compensation, for our employees in executive, legal, finance, human resources, information technology, and other administrative functions, legal fees, consulting fees, recruiting costs, and facility costs not otherwise included in research and development expenses. Legal fees include those related to corporate and patent matters.

Income taxes

The Company determines its deferred tax assets and liabilities based on the differences between the financial statement and tax bases of assets and liabilities using enacted tax rates in effect for the year in which the differences are expected to reverse. A valuation allowance is recorded when it is more likely than not that the deferred tax asset will not be recovered. The Company applies judgment in the determination of the financial statement recognition and measurement of a tax position taken or expected to be taken in a tax return. The Company recognizes any material interest and penalties related to unrecognized tax benefits in income tax expense.

The Company is required to file income tax returns in the United States (U.S.) federal jurisdiction, and other state and local jurisdictions. The Company currently is not under examination by the Internal Revenue Service or other jurisdictions for any tax years.

Segments

Operating segments are identified as components of an enterprise about which separate discrete financial information is available for evaluation by the chief operating decision-maker in making decisions regarding resource allocation and assessing performance. The Company views its operations and manages its business in one operating segment.

Sana Biotechnology, Inc.
Notes to Consolidated Financial Statements

Recent accounting pronouncements

Recently adopted

ASU No. 2019-12, *Income Taxes (Topic 740): Simplifying the Accounting for Income Taxes*

In December 2019, the FASB issued ASU 2019-12, *Simplifying the Accounting for Income Taxes*. The objective of the standard is to improve areas of GAAP by removing certain exceptions permitted by ASC Topic 740, *Income Taxes*, and clarifying existing guidance to facilitate consistent application. Early adoption of the new standard is permitted for companies for periods for which financial statements have not yet been issued. The Company early adopted the standard beginning on January 1, 2019. The adoption of this standard did not have an impact on the financial condition, results of operations and cash flows, or financial statement disclosures.

Not yet adopted

ASU No. 2016-13, *Financial Instruments—Credit Losses (Topic 362): Measurement of Credit Losses on Financial Statements*, ASU No. 2019-05, *Financial Instruments—Credit Losses (Topic 326): Targeted Transition Relief*, ASU No. 2019-11, *Codification Improvements to Topic 326, Financial Instruments—Credit Losses*

In June 2016, the FASB issued ASU 2016-13, *Financial Instruments—Credit Losses (Topic 362): Measurement of Credit Losses on Financial Statements* (ASU 2016-13). The new standard requires that expected credit losses relating to financial assets measured on an amortized cost basis and available-for-sale debt securities be recorded through an allowance for credit losses. It also limits the amount of credit losses to be recognized for available-for-sale debt securities to the amount by which carrying value exceeds fair value and also requires the reversal of previously recognized credit losses if fair value increases. The targeted transition relief standard allows companies an option to irrevocably elect the fair value option of ASC 825-10, *Financial Instruments—Overall*, applied on an instrument-by-instrument basis for eligible instruments. The new standard will be effective for the Company beginning January 1, 2023. The Company is currently evaluating the potential impact ASU 2016-13, and related updates, will have on its financial position and results of operations upon adoption.

ASU No. 2017-04, *Intangibles—Goodwill and Other (Topic 350): Simplifying the Test for Goodwill Impairment*

In January 2017, the FASB issued ASU 2017-04, *Intangibles—Goodwill and Other (Topic 350): Simplifying the Test for Goodwill Impairment* (ASU 2017-04). To address concerns over the cost and complexity of the two-step goodwill impairment test, the amendments in this ASU remove the second step of the test. An entity will instead apply a one-step quantitative test and record the amount of goodwill impairment as the excess of a reporting unit's carrying amount over its fair value, not to exceed the total amount of goodwill allocated to the reporting unit. The new guidance does not amend the optional qualitative assessment of goodwill impairment. The new standard will be effective beginning January 1, 2023. The adoption of ASU 2017-04 is not expected to have a material impact on the Company's financial position or results of operations upon adoption.

ASU No. 2018-13, *Fair Value Measurement (Topic 820): Disclosure Framework—Changes to the Disclosure Requirements for Fair Value Measurement*

In August 2018, the FASB issued ASU 2018-13, *Fair Value Measurement (Topic 820): Disclosure Framework—Changes to the Disclosure Requirements for Fair Value Measurement*, (ASU 2018-13). The new standard removes certain disclosures, modifies certain disclosures and adds additional disclosures related to fair value measurement. The new standard will be effective beginning January 1, 2023. The Company is currently evaluating the potential impact ASU 2018-13 may have on its disclosures upon adoption.

Sana Biotechnology, Inc.
Notes to Consolidated Financial Statements

3. Acquisitions

Cobalt Biomedicine, Inc.

In February 2019, the Company acquired 100% of the outstanding equity in Cobalt, a privately-held early-stage biotechnology company developing a platform technology using its fusogen technology to specifically and consistently deliver various biological payloads to cell. The Company issued 36,441,583 shares of its Series A-2 convertible preferred stock in consideration, valued at \$136.0 million. Of the 36,441,583 shares of Series A-2 convertible preferred stock issued, 12,147,192 shares were restricted based on the achievement of a pre-specified development milestone, which was achieved in July 2019. Additionally, 691,636 RSAs and 345,814 RSUs were granted to former employees of Cobalt.

The elements of the purchase consideration are as follows (in thousands):

Series A-2 convertible preferred stock issued ⁽¹⁾	\$ 97,178
First milestone—restricted Series A-2 convertible preferred stock ⁽²⁾	38,769
Success payment ⁽³⁾	2,428
Fair value of contingent consideration ⁽⁴⁾	51,248
Other	66
Total consideration	<u>\$ 189,689</u>

- (1) The purchase consideration included 24,294,391 shares of the Company's Series A-2 convertible preferred stock. The value of the stock was \$4.00 per share, equivalent to the purchase price per share of the Series A-2 convertible preferred stock financing that occurred in February 2019.
- (2) The Company concluded the value of the first milestone, to be paid in restricted shares, met the definition of being indexed to common stock. The restricted Series A-2 convertible preferred shares were recorded in convertible preferred stock valued at \$38.8 million based on the estimated probability and timing of the milestone achievement on the date of acquisition, and is not subject to remeasurement upon achievement. In July 2019, the first milestone was achieved, and the Company issued a total of 12,147,192 shares of its Series A-2 convertible preferred stock.
- (3) The fair value of the Cobalt Success Payment was determined using a Monte Carlo simulation methodology which models the estimated future value of the Company based on several key variables including the term of the success payment, expected volatility, risk-free interest rate, and estimated number and timing of valuation measurement dates on the basis of which payment may be triggered.
- (4) The fair value of the contingent consideration was determined by calculating the probability-weighted estimated value of the milestone payments based on the assessment of the likelihood and estimated timing that certain milestones would be achieved and estimated using discount rates ranging from 15.3% to 17.6%. The discount rate captures the credit risk associated with the payment of the contingent consideration when earned and due.

The Company accounted for the Cobalt acquisition using the acquisition method of accounting. Under this method, the assets acquired and liabilities assumed in a business combination are measured at fair value as of the acquisition date. The results of operations of Cobalt are included in the Company's results of operations from the date of acquisition. Pro forma results of operations have not been presented because the effects of the acquisition were not material to the Company's financial results. The allocation of the purchase price is based on the estimated fair value of assets acquired and liabilities assumed as of the date of acquisition. The components of the purchase price allocation are as follows (in thousands):

Net working capital	\$ (3,275)
Property and equipment	689
Net liabilities assumed	(2,586)
Deferred tax liability	(7,547)
Acquired in-process research and development	59,195
Goodwill	140,627
Total consideration	<u>\$189,689</u>

Sana Biotechnology, Inc.
Notes to Consolidated Financial Statements

As part of the Cobalt acquisition, the Company recorded an IPR&D asset of \$59.2 million and \$140.6 million in goodwill. IPR&D is required to be classified as an indefinite-lived asset until it becomes a finite-lived asset upon the successful completion or the abandonment of the associated research and development technology. The Company is actively developing the fusogen technology and accordingly, this asset will not be amortized until regulatory approval is obtained in a major market, typically either the U.S. or the European Union, subject to management judgment.

The goodwill recognized as a result of the Cobalt acquisition is primarily attributable to the value the acquisition provides the Company by complementing its *ex-vivo* portfolio with *in-vivo* cell engineering technology and furthers the continued research in using engineered cells as medicines. The goodwill is not expected to be deductible for income tax purposes.

The Company also agreed to pay contingent consideration of up to an aggregate of \$500.0 million upon the achievement of certain pre-specified development milestones (Cobalt Contingent Consideration), and a success payment of up to \$500.0 million, if, at pre-determined valuation measurement dates, the value of the Company is equal to or exceeds three times the value of the Company implied by the per share value of the Company's Series B convertible preferred stock at issuance, or any security into which such stock has been converted or exchanged, and we have an active program based on the fusogen technology in a clinical trial pursuant to an IND, or have filed for, or received approval for, a BLA or NDA. The Cobalt Contingent Consideration and Cobalt Success Payment are payable in cash or stock, at the Company's discretion. A success payment can be achieved over a maximum of 20 years but could be shorter upon the occurrence of certain events. The valuation measurement dates for the Cobalt Success Payment are triggered by an arms' length equity financing, or an IPO, and periodically thereafter. In addition to an arms' length equity financing or an IPO, a valuation measurement date is triggered upon a change of control when at least one company product utilizing technology acquired from Cobalt is the subject of an active research program. If there is a change of control and the Company valuation implied by the per share value of the Company's Series B convertible preferred stock at issuance, or any security into which such stock has been converted or exchanged, falls below certain thresholds as shown below, the amount of the Cobalt Success Payment will decrease and the amount of potential Cobalt Contingent Consideration will increase. The following table sets forth the different Company valuation thresholds and resulting potential success payment and additional potential Cobalt Contingent Consideration upon a change of control:

Company valuation at change of control date as calculated using a multiple of the Series B convertible preferred stock price at issuance, or any security into which such stock has been converted or exchanged	Success Payment	Additional Potential Cobalt Contingent Consideration
	(in millions)	
Equal to or exceeds a multiple of three (3x)	\$ 500	\$ —
Equal to or exceeds a multiple of two and three-quarters (2.75x), but less than three (3x)	150	350
Equal to or exceeds a multiple of two and a half (2.50x), but less than two and three-quarters (2.75x)	100	400
Less than a multiple of two and a half (2.50x)	—	500

The Company's liabilities for the Cobalt Success Payment and Cobalt Contingent Consideration are carried at fair value with changes recognized in research and development expense. As of December 31, 2019, the estimated fair value of the Cobalt Success Payment liability and Cobalt Contingent Consideration was \$2.4 million and \$69.1 million, respectively.

Sana Biotechnology, Inc.
Notes to Consolidated Financial Statements

Cytocardia, Inc.

In November 2019, the Company acquired 100% of the outstanding equity in Cytocardia for a purchase price of \$8.0 million, of which \$6.8 million was an upfront cash payment, and \$1.2 million was set aside (Cytocardia Holdback Amount) to satisfy certain general representations and warranties as set forth in the stock purchase agreement.

The primary asset acquired in the acquisition was IPR&D related to its *ex vivo* cell engineering programs focused on replacement of damaged heart cells. The Company evaluated the acquisition and determined the screen test, as permitted under ASC 805, *Business Combinations*, was met as the \$8.0 million purchase price represented consideration for a single identifiable asset related to the technology. The Company concluded the assets acquired did not meet the accounting definition of a business as inputs were acquired, but no processes or outputs were acquired, and the assets had no alternative future use. The transaction was accounted for as an asset acquisition and the purchase price was recorded in research and development expense for the year ended December 31, 2019.

The Cytocardia Holdback Amount will be held for 15 months, until February 2021, at which time the remainder of the balance, after payment of any claims, will be released to the co-founders. In addition to cash paid, the Company is required to make future milestone payments of up to an aggregate of \$140.0 million upon the achievement of certain pre-specified development and commercial milestones.

4. Goodwill and intangible asset

The following table summarizes the changes in the carrying amount of goodwill (in thousands):

Balance as of December 31, 2018	\$	—
Goodwill acquired		140,627
Balance as of December 31, 2019	\$	<u>140,627</u>

The intangible asset consists of IPR&D acquired from the Cobalt acquisition which is classified as indefinite-lived until the successful completion of the associated research and development technology, at which point it becomes a finite-lived asset that will be amortized over its estimated useful life. The following table summarizes the gross carrying amount, accumulated amortization and the net carrying amount of the intangible asset:

	December 31, 2019		
	Gross Carrying Amount	Accumulated Amortization	Intangible Asset
(in thousands)			
Indefinite-lived intangible asset:			
Acquired in-process research and development	\$ 59,195	\$ —	\$ 59,195
Total identifiable intangible asset	<u>\$ 59,195</u>	<u>\$ —</u>	<u>\$ 59,195</u>

There were no impairments of goodwill or the intangible asset since inception.

Sana Biotechnology, Inc.
Notes to Consolidated Financial Statements

5. License and collaboration agreements

Oscine Corp.

In November 2018, the Company entered into a collaboration, license and option to purchase agreement with Oscine Corp. (Oscine) to pursue research related to Oscine's *ex vivo* glial progenitor cell programs focused on brain disorders. The Company paid a \$5.0 million non-refundable upfront fee, which was recorded in research and development expense for the period from July 13, 2018 (inception) to December 31, 2018. The Company provided \$5.5 million to Oscine in additional research funding through December 31, 2019. Oscine is eligible to receive future pre-specified development and commercial milestone payments up to an aggregate of \$180.8 million, payable in cash or stock. The Company also has the option to purchase Oscine after the achievement of certain clinical milestones. The agreement terminates at the end of the option to acquire window, the timing of which is dependent upon clinical progress. The Company can terminate the agreement at will upon advance written notice. The Company recognized \$0.2 million and \$4.2 million of research and development expenses in connection with its collaboration agreement with Oscine for the period from July 13, 2018 (inception) to December 31, 2018 and the year ended December 31, 2019, respectively, and as of December 31, 2019 \$1.1 million was included in prepaid expenses and other current assets.

The Regents of the University of California

In January 2019, the Company entered into an exclusive license agreement with the Regents of the University of California to access certain intellectual property for the development of immunoengineered pluripotent cells. Under this agreement, the Company paid \$0.1 million in cash and issued 737,515 shares of its Series A-2 convertible preferred stock, valued at \$4.00 per share, for total consideration of \$3.1 million. The Company determined that the licensed technology has no alternative future use and therefore the \$3.1 million was recorded in research and development expense for year ended December 31, 2019. Under the agreement, the Company may be required to make certain pre-specified development milestone payments up to an aggregate of \$22.4 million.

Harvard College

In March 2019, the Company entered into an exclusive license agreement with Harvard to access certain intellectual property for the development of hypo-immune cells. Under this agreement, the Company paid \$3.0 million in cash and issued 2,244,412 shares of its Series A-2 convertible preferred stock, valued at \$4.00 per share, for total consideration of \$12.0 million. The Company determined the licensed technology has no alternative future use and therefore the \$12.0 million was recorded in research and development expense for the year ended December 31, 2019. Additionally, the Company agreed to pay Harvard \$6.0 million in cash contingent upon the closing of the Company's Series B convertible preferred stock financing. Under the agreement, the Company may be required to make certain pre-specified development and regulatory milestone payments up to an aggregate of \$76.0 million, which would double upon a change of control, as well as success payments up to an aggregate of \$175.0 million based on increases in the fair value of the Company's Series A convertible preferred stock at pre-defined thresholds. The contingent \$6.0 million license payment and success payments are accounted for as derivatives under ASC 815, *Derivatives and Hedging*, and will be re-valued each reporting period. See Note 7, Fair value measurements.

As of December 31, 2019, the estimated fair value of the contingent license payment to Harvard was \$4.6 million. The Company recorded research and development expense of \$4.6 million for the year ended December 31, 2019 and a corresponding liability on the balance sheet.

Sana Biotechnology, Inc.
Notes to Consolidated Financial Statements

The Company granted Harvard rights to certain success payments, payable in cash. Under the terms of this arrangement, the Company may be required to make success payments to Harvard based on increases in the fair value of the Company's Series A convertible preferred stock, or any security into which such stock has been converted or exchanged. The potential payments are based on multiples of increased value ranging from 5x to 40x based on a comparison of the fair value of the Company's Series A convertible preferred stock relative to its original \$4.00 issuance price at pre-determined valuation measurement dates. The aggregate amount of the Harvard Success Payments does not exceed an aggregate of \$175.0 million which would only occur upon a 40x increase in value. The Harvard Success Payments can be achieved over a maximum of 12 years from the effective date of the contract. The following table summarizes the potential success payments:

Multiple of Equity Value at Issuance	5x	10x	20x	30x	40x
Per share Series A preferred stock price required for payment	\$20.00	\$40.00	\$80.00	\$120.00	\$160.00
Success payment(s) (in millions)	\$ 5.0	\$ 15.0	\$ 30.0	\$ 50.0	\$ 75.0

The valuation measurement dates are triggered by events which include: an equity financing prior to an IPO of more than \$25.0 million, the one year anniversary of an IPO and periodically thereafter, a merger, an asset sale, the sale of the majority of the shares held by the Company's Series A convertible preferred stockholders, or the last day of the term of the success payments. If a higher success payment tier is met at the same time a lower tier is first met, both tiers will be owed. Any previous success payments made to Harvard are credited against the success payment owed as of any valuation measurement date so that Harvard does not receive multiple success payments in connection with the same threshold.

The Company's liability for the Harvard Success Payments is carried at fair value with changes recognized in research and development expense. To determine the estimated fair value of the success payment liability, the Company uses a Monte Carlo simulation methodology which models the future movement of its Series A convertible preferred stock price based on several key variables.

As of December 31, 2019, the estimated fair value of the Harvard Success Payment liability was \$1.9 million. The Company recorded research and development expense of \$1.9 million for the year ended December 31, 2019 and a corresponding liability on the balance sheet.

6. Restricted cash

As of December 31, 2018, and 2019, the Company maintained standby letters of credit of \$0.8 million and \$1.8 million, respectively. Standby letters of credit are collateralized with a bank account at a financial institution in accordance with the lease agreements as follows:

	December 31,	
	2018	2019
	(in thousands)	
South San Francisco, CA	\$ 816	\$ 816
Cambridge, MA	—	961
Total restricted cash	\$ 816	\$ 1,777

Sana Biotechnology, Inc.
Notes to Consolidated Financial Statements

7. Fair value measurements

The following tables summarizes Company's financial assets and liabilities measured at fair value on a recurring basis by level based on the three-tier fair value hierarchy:

	Valuation Hierarchy	December 31, 2019			
		Amortized Cost	Gross Unrealized Holding Gains	Gross Unrealized Holding Losses	Estimated Fair Value
(in thousands)					
Financial assets:					
Cash equivalents:					
Money market funds	Level 1	\$ 49,420	\$ —	\$ —	\$ 49,420
U.S. government and agency securities	Level 2	18,682	1	—	18,683
Corporate debt securities	Level 2	8,433	1	(1)	8,433
Total cash equivalents		<u>76,535</u>	<u>2</u>	<u>(1)</u>	<u>76,536</u>
Short-term marketable securities:					
U.S. government and agency securities	Level 2	42,449	18	(1)	42,466
Corporate debt securities	Level 2	16,477	10	(1)	16,486
Total marketable securities		<u>58,926</u>	<u>28</u>	<u>(2)</u>	<u>58,952</u>
Total financial assets		<u>\$135,461</u>	<u>\$ 30</u>	<u>\$ (3)</u>	<u>\$135,488</u>
Financial liabilities:					
Contingent license payment	Level 3	\$ 4,557	\$ —	\$ —	\$ 4,557
Contingent consideration	Level 3	69,108	—	—	69,108
Success payment liabilities	Level 3	4,352	—	—	4,352
Total financial liabilities		<u>\$ 78,017</u>	<u>\$ —</u>	<u>\$ —</u>	<u>\$ 78,017</u>

The Company evaluated its securities for other-than-temporary impairment and considers the decline in market value for the securities to be primarily attributable to current economic and market conditions. Securities in an unrealized loss position have been in an unrealized loss position for less than one year. For the debt securities, it is not more-likely-than-not that the Company will be required to sell the securities, and the Company does not intend to do so prior to the recovery of the amortized cost basis.

All marketable securities have an effective maturity date of two years or less. Investments in securities with maturities of less than one year, or those for which management intends to use the investments to fund current operations, are included in current assets and are available for use and therefore classified as available-for-sale.

The Company measures the fair value of money market funds based on quoted prices in active markets for identical assets or liabilities. The Level 2 marketable securities include U.S. government, agency securities and corporate debt securities and are valued either based on recent trades of securities in inactive markets or based on quoted market prices of similar instruments and other significant inputs derived from or corroborated by observable market data.

Sana Biotechnology, Inc.
Notes to Consolidated Financial Statements

The following table sets forth a summary of the changes in the fair value of the Company's Level 3 financial liabilities:

	<u>Contingent License Payment</u>	<u>Contingent Consideration (in thousands)</u>	<u>Success Payment Liabilities</u>
Balance as of December 31, 2018	\$ —	\$ —	\$ —
Additions	3,989	51,248	4,192
Changes in fair value	568	17,860	160
Balance as of December 31, 2019	<u>\$ 4,557</u>	<u>\$ 69,108</u>	<u>\$ 4,352</u>

The initial recognition of the Cobalt Contingent Consideration and Cobalt Success Payment liability was recorded as part of the purchase price as an increase to goodwill and accrued liabilities. Subsequent changes in the fair value of the Cobalt Contingent Consideration and Cobalt Success Payment liability are recorded in research and development expense. The fair value of the Harvard Success Payments and Harvard contingent license payment are recorded in research and development expense.

Contingent license payment

The Company utilizes estimates and assumptions in determining the estimated contingent license liability and associated expense at each balance sheet date. The assumptions used to calculate the fair value of the contingent license payment are subject to a significant amount of judgment including the expected probability of the Series B financing occurring and estimated timing of achievement. A small change in the assumptions, such as the timing of the Series B financing, may have a relatively large change in the estimated valuation and associated liability and expense.

Contingent consideration

In connection with the acquisition of Cobalt, the Company may be required to pay future consideration that is contingent upon the achievement of certain pre-specified development milestones. The valuation of the Cobalt Contingent Consideration uses assumptions the Company believes would be made by a market participant. The fair value of the Cobalt Contingent Consideration was determined by calculating the probability-weighted estimated value of the pre-specified development milestone payments based on the assessment of the likelihood and estimated timing that certain milestones would be achieved, and the estimated discount rates. The discount rate captures the credit risk associated with the payment of the contingent consideration when earned and due. The Company assesses these estimates on an on-going basis as additional data impacting the assumptions is obtained.

As of December 31, 2019, the fair value of the Cobalt Contingent Consideration was calculated using the following unobservable inputs:

<u>Unobservable Input</u>	<u>Range</u>	<u>Weighted-Average</u>
Discount rates	14.6% - 15.6%	15%
Probability of milestone achievement	1.9% - 47.5%	19%

The weighted-average unobservable inputs were based on the relative value of the Cobalt Contingent Consideration. The estimated fair value of the Cobalt Contingent Consideration may change significantly as development progresses and additional data are obtained, impacting the assumptions regarding probabilities of

Sana Biotechnology, Inc.
Notes to Consolidated Financial Statements

successful achievement of the milestones used to estimate the fair value of the liability and the timing in which they are expected to be achieved. In evaluating the fair value information, judgment is required to interpret the market data used to develop the estimates. The estimates of fair value may not be indicative of the amounts that could be realized in a current market exchange. Accordingly, the use of different market assumptions and/or different valuation techniques could result in materially different fair value estimates. Significant increases or decreases in any of the inputs would result in a significantly higher or lower fair value measurement.

Success payments

The Company utilizes significant estimates and assumptions in determining the estimated success payment liability and associated expense or gain at each balance sheet date. The assumptions used to calculate the fair value of the success payments are subject to a significant amount of judgment including the estimated future value of the Company's Series A convertible preferred stock, the estimated future value of the Company implied by the estimated future per share value of the Company's Series B convertible preferred stock at issuance, the expected volatility, estimated term, and estimated number and timing of valuation measurement dates.

As of December 31, 2019, the fair value of the Cobalt and Harvard Success Payments were calculated using the following unobservable inputs:

Unobservable Input	Cobalt	Harvard
Expected volatility	70%	70%
Expected term (years)	19	11

A small change in the assumptions and other inputs used to calculate the estimated fair value of the success payments may result in a relatively large change in the estimated valuation and associated liability and expense or gain.

8. Property and equipment, net

Property and equipment, net consists of the following:

	December 31,	
	2018	2019
	(in thousands)	
Laboratory equipment	\$ 57	\$ 15,046
Leasehold improvements	—	10,624
Construction in progress	529	3,421
Computer equipment, software and other	—	636
Total property and equipment, at cost	586	29,727
Less: Accumulated depreciation	(1)	(1,816)
Property and equipment, net	<u>\$ 585</u>	<u>\$ 27,911</u>

Depreciation expense related to property and equipment was immaterial for the period from July 13, 2018 (inception) to December 31, 2018, and \$1.8 million for the year ended December 31, 2019.

Sana Biotechnology, Inc.
Notes to Consolidated Financial Statements

9. Accrued liabilities

Accrued compensation and accrued expenses and other current liabilities consist of the following:

	December 31,	
	2018	2019
	(in thousands)	
Accrued compensation:		
Accrued bonuses	\$ 540	\$ 6,035
Other accrued compensation	271	2,059
Total accrued compensation	\$ 811	\$ 8,094
Accrued expenses and other current liabilities:		
Accrued contingent license payment	\$ —	\$ 4,557
Accrued property and equipment	—	2,257
Accrued professional fees	321	1,131
Other	364	1,942
Total accrued expenses and other current liabilities	\$ 685	\$ 9,887

10. Commitments and contingencies

Lease commitments

The Company's lease portfolio is primarily comprised of operating leases for office and laboratory space located in Seattle, WA, Cambridge, MA, and South San Francisco, CA. These leases contain various rent abatement periods, after which they require monthly lease payments that may be subject to annual increases throughout the lease term. The Seattle and South San Francisco lease agreements provide the Company with the option to renew for an additional period of five years. The Company is not reasonably certain it will renew these leases, and therefore the renewal options are not considered in the remaining lease term. Certain leases provide the Company the right to make tenant improvements, including the addition of laboratory space, and include a lease incentive allowance.

The following table is a summary of the Company's operating leases in which a ROU asset and lease liability were recognized:

Location	Approximate Square Footage	Lease Commencement	Rent Commencement	Lease Expiration
Seattle, WA	25,898	March 2019	December 2019	December 2026
Cambridge, MA	24,386	March 2019	July 2019	June 2027
South San Francisco, CA	66,075	November 2018 amended December 2019	November 2018 and September 2020	April 2030

Throughout the term of the lease agreements, the Company is responsible for paying certain operating costs, in addition to rent, such as common area maintenance, taxes, utilities, and insurance. These additional charges are considered variable lease costs and are recognized in the period in which the costs are incurred.

For the year ended December 31, 2019, the weighted-average remaining lease term was 9.09 years and the weighted-average IBR was 11.24%.

Sana Biotechnology, Inc.
Notes to Consolidated Financial Statements

Rent expense for the period from July 13, 2018 (inception) to December 31, 2018 was \$1.1 million and consisted primarily of short-term leases and the Company's South San Francisco lease. Rent expense for the Company's operating leases was \$8.6 million for the year ended December 31, 2019, which consisted of \$4.9 million straight-line recognition of fixed payments and \$3.7 million associated with short-term leases. Variable lease payments for operating expenses were \$0.1 million and \$1.5 million for the period from July 13, 2018 (inception) to December 31, 2018 and for the years ended December 31, 2019, respectively.

The following table presents the scheduled maturities of the Company's operating lease liabilities by fiscal year and the present value of those lease liabilities as of December 31, 2019 (in thousands):

2020	\$	6,763
2021		8,579
2022		8,858
2023		9,146
2024		9,443
2025 and thereafter		41,338
Total lease payments		84,127
Less: imputed interest		(33,345)
Less: tenant improvement allowances		(2,575)
Present value of lease liabilities	\$	48,207

11. Convertible preferred stock

Series A-1 convertible preferred stock financing

In October 2018, the Company executed an agreement to sell up to 11,462,500 shares of its Series A-1 convertible preferred stock at a price of \$4.00 per share. The Company issued 11,462,500 shares in October and November 2018 for gross proceeds of \$45.9 million.

Upon certain change in control events that are outside of the Company's control, holders of the convertible preferred stock can cause its redemption. This requires the Company's convertible preferred stock to be classified outside of stockholders' deficit on the accompanying consolidated balance sheets.

Series A-2 and Series B convertible preferred stock financing

In February 2019, the Company executed an agreement for 54,036,865 shares of its Series A-2 convertible preferred stock at a price of \$4.00 per share, for gross proceeds of \$216.1 million. In October 2019, an additional 1,966,667 the Company's Series A-2 convertible preferred stock were sold at a price of \$4.00 per share, for gross proceeds of \$7.9 million.

The Series A-2 convertible preferred agreement also commits these investors to a Series B convertible preferred stock financing with the issuance of up to 27,556,926 shares of the Company's Series B convertible preferred stock at a price of \$16.00 per share, contingent upon the occurrence of certain clinical milestones or the unanimous approval of the Company's board of directors. Additionally, in the event the clinical milestones are not achieved, the agreement states at least two large Series B convertible preferred stock investors, defined as investors with at least a \$29.0 million Series B convertible preferred stock investment, have the right to object to a the board of director's decision to call the Series B convertible preferred stock closing within seven days.

Sana Biotechnology, Inc.
Notes to Consolidated Financial Statements

In connection with this financing, the Company amended and restated its certificate of incorporation and amended the investors' rights agreement and voting agreement with its stockholders. Under the amended and restated certificate of incorporation, the authorized capital stock of the Company increased to 700,000,000 shares, each with a par value of \$0.0001 per share. The authorized shares consisted of 162,213,794 shares designated as common stock and 537,786,206 shares designated as convertible preferred stock.

Rights issued with Series A-1 and Series A-2 convertible preferred stock

The Company assessed the Series A-1 and Series A-2 convertible preferred stock for any beneficial conversion features or embedded derivatives, including the conversion option, that would require bifurcation from the convertible preferred stock and receive separate accounting treatment. On the dates of the issuances, the fair value of the common stock into which the convertible preferred stock was convertible was less than the effective conversion price of the Series A-1 and Series A-2 convertible preferred stock; as such, there was no intrinsic value of the conversion option on the commitment date.

Conversion

Shares of the Company's Series A-1 and Series A-2 convertible preferred stock are convertible into shares of the Company's common stock based on a defined conversion ratio, set at one-for-one, adjustable for certain dilutive events. The conversion ratio for the convertible preferred stock is subject to change in accordance with anti-dilution provisions contained in the Company's certificate of incorporation.

The Company's Series A-1 and Series A-2 convertible preferred stock is convertible at the option of the holder at any time without any additional consideration. The convertible preferred stock will automatically convert into shares of the Company's common stock at the then effective applicable conversion rate, upon the closing of the sale of shares of common stock to the public in an underwritten public offering at a price that generates at least \$75.0 million in gross proceeds pursuant to an effective registration statement under the Securities Act of 1933, as amended, provided that the Company's common stock is listed for trading on a national securities exchange. In addition, the convertible preferred stock will automatically convert into shares of common stock upon the vote or written consent of the holders of at least 70% of the outstanding Series A-1 convertible preferred stock and Series A-2 convertible preferred stock, voting together as a single class on an as-converted basis.

Dividends

Each holder of the Company's Series A-1 and Series A-2 convertible preferred stock is entitled to receive non-cumulative dividends, when and if declared by the Company's board of directors, at an annual rate of 6% of the original issue price prior to and in preference to the payment of a dividend on common stock. Any additional dividends shall be distributed among the holders of common stock pro rata based on the number of shares of common stock (on an as-converted basis). No dividends have been declared to date.

Liquidation preference

The Company may be liquidated voluntarily by the Company's board of directors with consent of the holders of at least 70% of the outstanding Series A-1 convertible preferred stock and Series A-2 convertible preferred stock, voting together as a single class on an as-converted basis.

In the event that the Company is liquidated either voluntarily or involuntarily, or if any event occurs that is deemed a liquidation under the Company's certificate of incorporation, each holder of the Company's Series A-1 and Series A-2 convertible preferred stock will be entitled to receive a liquidation preference out of any proceeds from the liquidation before any distributions are made to the holders of common stock. The liquidation

Sana Biotechnology, Inc.
Notes to Consolidated Financial Statements

preference for each share of the Series A-1 and Series A-2 convertible preferred is equal to the greater of a) the original issue price (plus any declared but unpaid dividends), or b) such amount per share as would have been payable had all the Series A-1 and Series A-2 convertible preferred stock been converted into common stock immediately prior to a liquidation event.

Voting rights

Each of the Company's Series A-1 and Series A-2 convertible preferred stock vote (on an as-converted to common stock basis) with the other voting stock of the Company.

The consent of the holders of at least 70% of the Company's outstanding Series A-1 convertible preferred stock and Series A-2 convertible preferred stock, voting together as a single class on an as-converted basis, is required for any of the following actions: the amendment or waiver of any provision of the certificate of incorporation or bylaws of the Company in a manner that adversely affects the rights, preferences or privileges of the Series A-1 and Series A-2 convertible preferred stock; any change in the authorized number of Series A-1 and Series A-2 convertible preferred stock, or any other class of stock of the Company; the creation of any new class or series of shares having rights, preferences or privileges senior to or on a parity with the Series A-1 and Series A-2 convertible preferred stock; the approval of any change in control event; the redemption of any securities of the Company, other than repurchases of common stock upon termination of a consultant, director or employee approved by the Company's board of directors; any increase or decrease in the authorized size of the Company's board of directors; the declaration or payment of any dividend or distribution on the Series A-1 and Series A-2 convertible preferred stock (except as provided in the certificate of incorporation) or common stock; or the liquidation or dissolution of the Company.

In addition, the stockholders of the Company have entered into a voting agreement pursuant to which the Company's Series A-1 and Series A-2 convertible preferred stock and common stockholders each elected five members to its board of directors, respectively.

Reorganization

Any change in control event, including any change in the holders of a majority of the equity of the Company by merger, consolidation, reorganization or otherwise, or any sale or exclusive license of substantially all the assets of the Company, will be deemed a liquidation under the Company's certificate of incorporation unless waived the holders of at least 70% of Company's the outstanding Series A-1 convertible preferred stock and Series A-2 convertible preferred stock, voting together as a single class on an as-converted basis.

After liquidation preferences for the Company's Series A-1 and Series A-2 convertible preferred stock described above have been satisfied, any additional proceeds from any deemed liquidation will be distributed among the holders of common stock pro rata based on the number of shares of common stock (on an as-converted basis).

12. Common stock

As of December 31, 2019, there were 10,003,329 shares of the Company's common stock outstanding, excluding the 17,140,131 shares of restricted common stock outstanding that are subject to vesting requirements.

As of December 31, 2019, the Company had reserved 106,889,542 shares of its common stock for future issuance upon the conversion of its Series A-1 and Series A-2 convertible preferred stock outstanding.

Sana Biotechnology, Inc.
Notes to Consolidated Financial Statements

13. Stock-based compensation

Equity Incentive Plan

In October 2018, the Company adopted the 2018 Equity Incentive Plan (the 2018 Plan) under which it may grant incentive stock options, non-statutory stock options, RSAs, RSUs, and other stock-based awards to any person, including officers, directors, and consultants. Terms of stock agreements, including vesting requirements, are determined by the Company's board of directors, or by a committee appointed by the board of directors, subject to the provisions of the 2018 Plan.

Generally, awards granted by the Company vest over four years and have an exercise price equal to the estimated fair value of the common stock as determined by the board of directors with consideration given to contemporaneous valuations of the Company's common stock prepared by an independent third party valuation firm in accordance with the guidance provided by the AICPA Guide.

As of December 31, 2019, there were 2,403,500 shares available for future issuance under the 2018 Plan.

RSU Plan

In March 2019, pursuant to the terms of the Cobalt merger agreement, the Company adopted a restricted stock unit plan (RSU Plan) under which it may grant RSUs to certain employees and consultants. The RSU Plan provides for up to 349,254 shares of common stock to be awarded. As of December 31, 2019, there were 4,309 shares available for future issuance under the RSU Plan.

Stock-based compensation expense

Stock-based compensation expense is recognized in the consolidated statements of operations as follows:

	<u>Period from July 13, 2018 (Inception) to December 31, 2018</u>	<u>Year Ended December 31, 2019</u>
	<u>(in thousands)</u>	
Research and development	\$ 36	\$ 1,246
General and administrative	22	251
Total stock-based compensation expense	<u>\$ 58</u>	<u>\$ 1,497</u>

Unrecognized stock-based compensation costs related to unvested awards and the weighted-average period over which the costs are expected to be recognized as of December 31, 2019 are as follows:

	<u>Stock Options</u>	<u>RSAs</u>
Unrecognized stock-based compensation expense (thousands)	\$ 2,802	\$ 4,885
Expected weighted-average period compensation costs to be recognized (years)	3.5	2.6

As of December 31, 2019, the Company had \$0.5 million of unrecognized stock-based compensation costs related to RSUs originating from the Cobalt acquisition that are subject to (i) service-based vesting over four years, (ii) achievement of the first milestone which occurred in July 2019, and (iii) a liquidity event. The estimated compensation expense will be recognized ratably over the service period, or remaining service period, if and when it becomes probable that the vesting conditions will be satisfied. As of December 31, 2019, no stock-based compensation expense was recognized related to RSUs.

Sana Biotechnology, Inc.
Notes to Consolidated Financial Statements

Stock options

A summary of the Company's stock option activity is as follows:

	<u>Stock Options</u>	<u>Weighted-Average Exercise Price per Share</u>	<u>Weighted-Average Remaining Contractual Life (years)</u>	<u>Aggregate Intrinsic Value (in thousands)</u>
Outstanding as of December 31, 2018	—	\$ —		
Granted	3,638,899	1.44		
Exercised	(625)	1.44		
Forfeited/Cancelled	(89,285)	1.44		
Outstanding as of December 31, 2019	<u>3,548,989</u>	\$ 1.44	9.6	\$ 142
Exercisable as of December 31, 2019	<u>57,747</u>	\$ 1.44	9.3	\$ 2

The fair value of stock options granted to employees, directors, and consultants was estimated on the date of grant using the Black-Scholes option pricing model using the following assumptions:

<u>Assumptions</u>	<u>December 31, 2019</u>
Risk-free interest rate	1.53% - 2.62%
Expected volatility	70%
Expected term (years)	6.02 - 6.25
Expected dividend	0%

During the year ended December 31, 2019 the weighted-average grant date fair value of the options granted was \$0.92 per share. No stock options were granted in 2018.

Restricted stock awards

A summary of the Company's RSA activity is as follows:

	<u>RSAs</u>	<u>Weighted-Average Grant Date Fair Value per Share</u>
Unvested shares as of July 13, 2018 (inception)	—	\$ —
Granted	27,076,363	0.08
Vested	(1,226,366)	—
Forfeited	(3,750)	—
Unvested shares as of December 31, 2018	<u>25,846,247</u>	\$ 0.08
Granted	2,491,644	1.44
Vested	(8,425,088)	0.12
Forfeited	(2,772,672)	0.04
Unvested shares as of December 31, 2019	<u>17,140,131</u>	\$ 0.28

The fair value of vested RSAs was immaterial for the period from July 13, 2018 (inception) to December 31, 2018 and \$1.0 million for the year ended December 31, 2019.

During the year ended December 31, 2019, there were 345,814 RSUs granted, zero vested, and 877 cancelled.

Sana Biotechnology, Inc.
Notes to Consolidated Financial Statements

14. Income taxes

As of December 31, 2018 and 2019, the Company had U.S. federal tax-effected net operating loss (NOL) carryforwards of \$1.9 million and \$22.6 million, respectively, which are available to reduce future taxable income. The Company also had state tax-effected NOL carryforwards of \$0.1 million and \$3.5 million as of December 31, 2018 and 2019, respectively. At December 31, 2019, the Company also had federal and state research tax credits of \$2.9 million and \$1.6 million, respectively, which may be used to offset future tax liabilities. The federal NOL carries forward indefinitely and the federal tax credit carryforward will begin to expire in 2038. The state NOL will begin to expire in 2038 and the California state tax credit will carry forward indefinitely. The NOL and tax credit carryforwards may become subject to an annual limitation in the event of certain cumulative changes in the ownership interest. This could limit the amount of tax attributes that can be utilized annually to offset future taxable income or tax liabilities. Subsequent ownership changes may further affect the limitation in future years.

In connection with the 2019 Cobalt acquisition, the Company recorded a deferred tax liability of \$7.5 million associated with the acquired intangible asset. For the year ended December 31, 2019, the Company recorded a tax benefit of \$7.5 million related to the release of valuation allowance on U.S. deferred tax assets as a result of deferred tax liabilities established for intangible assets from the acquisition of Cobalt.

A reconciliation of income taxes computed using the U.S. federal statutory rate to that reflected in operations follows:

	Period from July 13, 2018 (Inception) to December 31, 2018	Year Ended December 31, 2019
Federal statutory tax	21.00%	21.00%
Valuation allowance	(23.60)	(16.32)
Contingent liability	—	(2.71)
In-process research & development	—	(1.21)
Tax credits	1.01	1.93
Other	1.59	2.77
Effective income tax rate	<u>0.00%</u>	<u>5.46%</u>

Sana Biotechnology, Inc.
Notes to Consolidated Financial Statements

The principal components of the Company's net deferred tax assets are as follows:

	December 31,	
	2018	2019
	(in thousands)	
Deferred tax assets:		
Net operating loss carryforwards	\$ 1,984	\$ 26,116
Lease liabilities	—	11,391
Tax credit carryforwards	196	4,527
Accrued liabilities and allowances	13	1,620
Business transactions	1,308	1,204
Intangibles	159	—
Other	9	453
Gross deferred tax assets	<u>3,669</u>	<u>45,311</u>
Valuation allowance	<u>(3,127)</u>	<u>(25,791)</u>
Deferred tax assets, net of valuation allowance	<u>542</u>	<u>19,520</u>
Deferred tax liabilities:		
Right-of-use assets	—	(9,664)
Intangibles	—	(8,340)
Stock-based compensation	(530)	(1,145)
Fixed assets	<u>(12)</u>	<u>(371)</u>
Deferred tax liabilities	<u>(542)</u>	<u>(19,520)</u>
Net deferred taxes assets	<u>\$ —</u>	<u>\$ —</u>

The valuation allowance relates primarily to net U.S. deferred tax assets from operating losses, research tax credit carryforwards, and amounts paid and accrued to enter into various agreements for which the tax treatment requires capitalization and amortization.

The Company maintains a full valuation allowance on its net U.S. deferred tax assets. The assessment regarding whether a valuation allowance is required considers both positive and negative evidence when determining whether it is more likely than not that deferred tax assets are recoverable. In making this assessment, significant weight is given to evidence that can be objectively verified. In its evaluation, the Company considered its cumulative loss in the first year of operation and its forecasted losses in the near term as significant negative evidence. Based upon a review of the four sources of income identified within ASC 740, *Accounting for Income Taxes*, the Company determined that the negative evidence outweighed the positive evidence and a full valuation allowance on its net deferred tax assets will be maintained. The Company will continue to assess the realizability of its deferred tax assets going forward and will adjust the valuation allowance as needed.

The Company determines its uncertain tax positions based on a determination of whether and how much of a tax benefit taken by the Company in its tax filings or positions is more likely than not to be sustained upon examination by the relevant income tax authorities. The Company is generally subject to examination by U.S. federal and local income tax authorities for all tax years in which the loss carryforward is available.

The Company applies judgment in the determination of the financial statement recognition and measurement of tax positions taken or expected to be taken in a tax return. As of December 31, 2018, and 2019, the Company had no uncertain tax positions.

Sana Biotechnology, Inc.
Notes to Consolidated Financial Statements

15. Net loss per share

Basic and diluted net loss per common share is calculated by dividing net loss applicable to common stockholders by the weighted-average number of common shares outstanding during the period, without consideration for common stock equivalents. The Company was in a loss position for all periods presented, therefore basic net loss per share was the same as diluted net loss per share for all periods as the inclusion of all potential common securities outstanding would have been anti-dilutive.

The following table sets forth the computation of basic and diluted net loss per share of common stock:

	<u>Period from July 13, 2018 (Inception) to December 31, 2018</u>	<u>Year Ended December 31, 2019</u>
	(in thousands, except share and per share data)	
Net loss applicable to common stockholders	\$ (13,247)	\$ (130,778)
Weighted-average common shares used in net loss per share applicable to common stockholders, basic and diluted	952,086	4,902,642
Net loss per share applicable to common stockholders, basic and diluted	\$ (13.91)	\$ (26.68)

The amounts in the table below were excluded from the calculation of diluted net loss per share, prior to the use of the treasury stock method, due to their anti-dilutive effect:

	<u>December 31,</u>	
	<u>2018</u>	<u>2019</u>
Series A-1 convertible preferred stock	11,462,500	11,462,500
Series A-2 convertible preferred stock	—	95,427,042
Unvested restricted common stock	25,846,247	17,140,131
Options to purchase common stock	—	3,548,989
Unvested RSUs	—	344,937
Total	<u>37,308,747</u>	<u>127,923,599</u>

16. Employee benefit plan

In January 2019, the Company adopted a 401(k) retirement and savings plan (the 401(k) Plan) covering all employees. The 401(k) Plan allows employees to make pre- and post-tax contributions up to the maximum allowable amount set by the IRS. As of December 31, 2019, the Company has not made any matching contributions to the 401(k) Plan on behalf of participants.

Sana Biotechnology, Inc.
Notes to Consolidated Financial Statements

17. Subsequent events

Cambridge Massachusetts sublease

In January 2020, the Company entered into a sublease agreement for office and laboratory space in Cambridge Massachusetts. As of December 31, 2019, the Company maintains a letter of credit for the benefit of the landlord in the amount of \$0.9 million. See Note 6, Restricted cash. The Company has the right to make tenant improvements, including the addition of laboratory space, with a lease incentive allowance of \$1.3 million. The rent payments began in May 2020 after an abatement period of three months. Upon obtaining access to the building in January 2020, the Company recognized a lease asset and lease liability of \$14.3 million. The lease term is eight years. The landlord has a right to terminate the lease after five years. If the lease is terminated by the landlord, the Company would receive an early termination fee calculated as a percentage of constructed tenant improvements, net of the tenant improvement allowance.

Series B convertible preferred stock financing

In June 2020, the Company completed the Series B convertible preferred stock financing and issued 27,223,170 shares of its Series B convertible preferred stock at \$16.00 per share for gross proceeds of \$435.6 million pursuant to the Series A-2/B Purchase Agreement.

Oscine Corp. acquisition

In September 2020, the Company acquired Oscine, for a purchase price of \$8.5 million, of which \$7.6 million was an upfront cash payment, and \$0.9 million was set aside to satisfy certain general representations and warranties as set forth in the stock purchase agreement. The transaction was accounted for as an asset acquisition of IPR&D with the purchase price of \$8.5 million recorded in research and development expense. We are required to pay the prior stockholders of Oscine future milestone payments of up to an aggregate of \$225.8 million upon the achievement of certain pre-specified development and commercial milestones.

Authorized shares

In December 2020, the Company amended and restated its certificate of incorporation to increase the authorized capital stock of the Company to 707,000,000 shares, each with a par value of \$0.0001 per share.

Reverse stock split

In January 2021, the board of directors of the Company approved an amendment to the Company's certificate of incorporation to effect a reverse split of shares of the Company's common stock and convertible preferred stock on a 1-for-4 basis, which was effected on January 27, 2021. All references to convertible preferred stock, common stock, options to purchase common stock, restricted stock awards, restricted stock units, per share amounts and related information contained in the financial statements have been retroactively adjusted to reflect the effect of the reverse stock split for all periods presented.

Sana Biotechnology, Inc.
Condensed Consolidated Balance Sheets
(in thousands, except share and per share amounts)

	<u>December 31, 2019</u>	<u>September 30, 2020</u> (unaudited)
ASSETS		
Current assets:		
Cash and cash equivalents	\$ 80,030	\$ 149,221
Marketable securities	58,952	301,640
Prepaid expenses and other current assets	5,281	4,707
Total current assets	144,263	455,568
Property and equipment, net	27,911	39,770
Operating lease right-of-use assets, net	41,403	61,965
Restricted cash	1,777	2,143
Long-term marketable securities	—	8,209
Intangible asset	59,195	59,195
Goodwill	140,627	140,627
Other non-current assets	522	238
TOTAL ASSETS	\$ 415,698	\$ 767,715
LIABILITIES, CONVERTIBLE PREFERRED STOCK, AND STOCKHOLDERS' DEFICIT		
Current liabilities:		
Accounts payable	\$ —	\$ 3,889
Accrued compensation	8,094	10,912
Accrued expenses and other current liabilities	9,887	8,547
Operating lease liabilities	1,848	3,189
Total current liabilities	19,829	26,537
Operating lease liabilities, net of current portion	46,359	67,461
Contingent consideration	69,108	85,780
Success payment liabilities	4,352	44,989
Other non-current liabilities	1,233	1,226
Total liabilities	140,881	225,993
<i>Commitments and contingencies (Note 10)</i>		
Convertible preferred stock, \$0.0001 par value; 537,786,206 shares authorized as of December 31, 2019 and September 30, 2020; 106,889,542 and 134,112,712 shares issued and outstanding as of December 31, 2019 and September 30, 2020, respectively; aggregate liquidation preference of \$450,837 and \$913,613 as of December 31, 2019 and September 30, 2020, respectively	417,359	852,897
Stockholders' deficit:		
Common stock, \$0.0001 par value; 700,000,000 shares authorized as of December 31, 2019 and September 30, 2020; 10,003,329 and 14,250,366 shares issued and outstanding as of December 31, 2019 and September 30, 2020, respectively	1	1
Additional paid-in capital	1,558	5,031
Accumulated other comprehensive income	26	55
Accumulated deficit	(144,127)	(316,262)
Total stockholders' deficit	(142,542)	(311,175)
TOTAL LIABILITIES, CONVERTIBLE PREFERRED STOCK, AND STOCKHOLDERS' DEFICIT	\$ 415,698	\$ 767,715

The accompanying notes are an integral part of these financial statements.

Sana Biotechnology, Inc.
Condensed Consolidated Statements of Operations
(in thousands, except share and per share amounts)
(unaudited)

	Nine Months Ended September 30,	
	2019	2020
Operating expenses:		
Research and development	\$ 80,101	\$ 153,762
General and administrative	15,959	19,063
Total operating expenses	96,060	172,825
Loss from operations	(96,060)	(172,825)
Interest income, net	2,175	622
Other (expense) income, net	(52)	68
Loss before income taxes	(93,937)	(172,135)
Benefit from income taxes	6,204	—
Net loss	\$ (87,733)	\$ (172,135)
Net loss per share, basic and diluted	\$ (24.24)	\$ (14.05)
Weighted-average shares outstanding, basic and diluted	3,620,021	12,249,482

The accompanying notes are an integral part of these financial statements.

Sana Biotechnology, Inc.
Condensed Consolidated Statements of Comprehensive Loss
(in thousands)
(unaudited)

	<u>Nine Months Ended September 30,</u>	
	<u>2019</u>	<u>2020</u>
Net loss	\$ (87,733)	\$ (172,135)
Other comprehensive income, net of tax:		
Net unrealized gain on marketable securities	44	29
Total other comprehensive income	44	29
Comprehensive loss	<u>\$ (87,689)</u>	<u>\$ (172,106)</u>

The accompanying notes are an integral part of these financial statements.

Sana Biotechnology, Inc.
Condensed Consolidated Statements of Convertible Preferred Stock and Stockholders' Deficit
(in thousands, except share amounts)
(unaudited)

	<u>Convertible Preferred Stock</u>		<u>Common Stock</u>		<u>Additional Paid-In Capital</u>	<u>Accumulated Other Comprehensive Income</u>	<u>Accumulated Deficit</u>	<u>Total Stockholders' Deficit</u>
	<u>Shares</u>	<u>Amount</u>	<u>Shares</u>	<u>Amount</u>				
Balance as of December 31, 2018	11,462,500	\$ 45,721	1,577,616	\$ —	\$ 59	\$ —	\$ (13,247)	\$ (13,188)
Adjustment to beginning accumulated deficit from adoption of ASC 842	—	—	—	—	—	—	(102)	(102)
Issuance of Series A-2 convertible preferred stock, net of issuance costs of \$224	54,036,865	215,924	—	—	—	—	—	—
Issuance of Series A-2 convertible preferred stock for acquisition, non-cash	36,441,583	135,971	—	—	—	—	—	—
Issuance of Series A-2 convertible preferred stock in connection with license agreements	2,981,927	11,928	—	—	—	—	—	—
Stock-based compensation expense	—	—	6,023,086	1	1,011	—	—	1,012
Exercise of stock options	—	—	625	—	1	—	—	1
Other comprehensive income, net	—	—	—	—	—	44	—	44
Net loss	—	—	—	—	—	—	(87,733)	(87,733)
Balance as of September 30, 2019	<u>104,922,875</u>	<u>\$ 409,544</u>	<u>7,601,327</u>	<u>\$ 1</u>	<u>\$ 1,071</u>	<u>\$ 44</u>	<u>\$ (101,082)</u>	<u>\$ (99,966)</u>

[Table of Contents](#)

	Convertible Preferred Stock		Common Stock		Additional Paid-In Capital	Accumulated Other Comprehensive Income	Accumulated Deficit	Total Stockholders' Deficit
	Shares	Amount	Shares	Amount				
Balance as of December 31, 2019	106,889,542	\$ 417,359	10,003,329	\$ 1	\$ 1,558	\$ 26	\$ (144,127)	\$ (142,542)
Issuance of Series B convertible preferred stock, net of issuance costs of \$33	27,223,170	435,538	—	—	—	—	—	—
Issuance of common stock in connection with license agreement	—	—	62,500	—	388	—	—	388
Stock-based compensation expense	—	—	4,152,376	—	3,039	—	—	3,039
Exercise of stock options	—	—	32,161	—	46	—	—	46
Other comprehensive income, net	—	—	—	—	—	29	—	29
Net loss	—	—	—	—	—	—	(172,135)	(172,135)
Balance as of September 30, 2020	<u>134,112,712</u>	<u>\$ 852,897</u>	<u>14,250,366</u>	<u>\$ 1</u>	<u>\$ 5,031</u>	<u>\$ 55</u>	<u>\$ (316,262)</u>	<u>\$ (311,175)</u>

The accompanying notes are an integral part of these financial statements.

Sana Biotechnology, Inc.
Condensed Consolidated Statements of Cash Flows
(in thousands)
(unaudited)

	Nine Months Ended September 30,	
	2019	2020
OPERATING ACTIVITIES:		
Net loss	\$ (87,733)	\$ (172,135)
Adjustments to reconcile net loss to net cash used in operating activities:		
Depreciation	798	4,166
Deferred income tax	(6,204)	—
Stock-based compensation expense	1,010	3,037
Change in fair value of contingent consideration	15,564	16,672
Change in fair value of success payment liabilities	1,427	40,637
Non-cash expense for equity issuance in connection with license agreements	11,928	388
Non-cash expense in connection with license agreement	4,364	—
Non-cash expense in connection with asset acquisition	—	850
Non-cash right-of-use assets lease expense	1,559	2,889
Other non-cash items	(313)	(419)
Changes in operating assets and liabilities:		
Prepaid expenses and other assets	(4,528)	682
Operating lease right-of-use assets and liabilities	2,791	91
Accounts payable	469	2,414
Accrued expenses and other liabilities	7,160	1,748
Payment of contingent liability in connection with license agreement	—	(1,443)
Net cash used in operating activities	<u>(51,708)</u>	<u>(100,423)</u>
INVESTING ACTIVITIES:		
Purchases of marketable securities	(130,395)	(307,398)
Proceeds from sales and maturities of marketable securities	39,340	56,400
Purchases of property and equipment	(20,453)	(14,606)
Acquisitions, net of cash acquired	(3,195)	—
Proceeds from disposal of assets	59	—
Net cash used in investing activities	<u>(114,644)</u>	<u>(265,604)</u>
FINANCING ACTIVITIES:		
Proceeds from issuance of convertible preferred stock, net of issuance costs	215,924	435,538
Proceeds from issuance of common stock	1	46
Payment of contingent consideration	(14)	—
Net cash provided by financing activities	<u>215,911</u>	<u>435,584</u>
Net increase in cash, cash equivalents, and restricted cash	49,559	69,557
Cash, cash equivalents, and restricted cash at beginning of period	31,446	81,807
Cash, cash equivalents, and restricted cash at end of period	<u>\$ 81,005</u>	<u>\$ 151,364</u>
SUPPLEMENTAL CASH FLOW DISCLOSURES:		
Purchases of property and equipment included in accounts payable and accrued liabilities	\$ 988	\$ 4,238
Issuance of convertible preferred stock for acquisition	\$ 135,971	\$ —
Right-of-use assets obtained in exchange for operating lease liabilities	\$ 28,023	\$ 23,049
Tenant improvement allowance included in contra-lease liability	\$ 3,058	\$ 8,515
Cash received from lessor for tenant improvement allowance	<u>\$ 2,791</u>	<u>\$ 91</u>

The accompanying notes are an integral part of these financial statements.

Sana Biotechnology, Inc.
Notes to Unaudited Condensed Consolidated Financial Statements

1. Organization

Sana Biotechnology, Inc. (the Company or Sana) was incorporated in Delaware on July 13, 2018 (inception) as FD Therapeutics, Inc., and changed its name to Sana Biotechnology, Inc. on September 17, 2018. The Company is a biotechnology company, focusing on utilizing engineered cells as medicines. The Company's operations to date have included identifying and developing potential product candidates, executing preclinical studies, acquiring technology, organizing and staffing the Company, business planning, establishing the Company's intellectual property portfolio, raising capital, and providing general and administrative support for these operations.

In September 2020, the Company acquired 100% of the outstanding shares of common stock of Oscine Corp. (Oscine), a privately-held early-stage biotechnology company developing *ex vivo* glial progenitor cell programs focused on brain disorders. The acquisition of Oscine complements the Company's *ex vivo* cell engineering portfolio. See Note 3, Acquisitions.

The Company is subject to a number of risks similar to other biotechnology companies in the development stage including, but not limited to, the need to obtain adequate additional funding, possible failure of preclinical testing or clinical trials, the need to obtain marketing approval for its product candidates, competitors developing new technological innovations, the need to successfully commercialize and gain market acceptance of the Company's products, protect the Company's intellectual property and proprietary technology, and the need to attract and retain key scientific and management personnel. If the Company does not successfully commercialize or partner any of its product candidates, it will be unable to generate product revenue or achieve profitability. Through September 30, 2020, the Company has financed its operations through the sale and issuance of convertible preferred stock. The Company intends to raise additional capital through the issuance of equity or strategic alliances with third parties. As of September 30, 2020, the Company had an accumulated deficit of \$316.3 million and cash, cash equivalents, and marketable securities of \$459.1 million.

2. Summary of significant accounting policies

Basis of presentation

The accompanying consolidated financial statements include the accounts of the Company and its wholly-owned subsidiaries. The Company's consolidated financial statements have been prepared in accordance with generally accepted accounting principles in the United States (GAAP). Certain prior period amounts have been reclassified to conform to current period presentation.

Use of estimates

The preparation of the financial statements in conformity with GAAP requires management to make estimates and assumptions that affect the amounts reported in the consolidated financial statements and accompanying notes. The Company evaluates its estimates and assumptions on an ongoing basis using historical experience and other factors and adjusts those estimates and assumptions when facts and circumstances dictate. Actual results could materially differ from those estimates. The most significant estimates in the Company's consolidated financial statements relate to business combinations, accrued expenses, the valuation of common stock, and the valuation of success payments and contingent consideration.

The Company utilizes significant estimates and assumptions in determining the fair value of its common stock. The Company recorded expense for restricted stock awards (RSAs), stock options and restricted stock units (RSUs) at prices not less than the fair market value of its common stock as determined by management with consideration of the American Institute of Certified Public Accountants Technical Practice Aid, *Valuation of*

Sana Biotechnology, Inc.
Notes to Unaudited Condensed Consolidated Financial Statements

Privately-Held Company Equity Securities Issued as Compensation, (AICPA Guide). The estimated fair value of the Company's common stock is based on a number of objective and subjective factors, including the most recently available valuations of the Company's common stock performed by an independent third-party valuation firm, the prices of shares of convertible preferred stock sold to investors in arm's length transactions, the superior rights and preferences of securities senior to the Company's common stock at the time, the Company's stage of development, results of operation and financial position, material risks to the Company's business, the lack of marketability of the common stock, and external market conditions affecting the biotechnology industry sector.

The Company also uses significant estimates and assumptions in determining the estimated fair value of the success payment and contingent consideration liabilities, which are measured at issuance and at each balance sheet date, with changes in fair value recognized in research and development expense. A small change in the estimated future value of the Company's Series A convertible preferred stock price or the estimated future value of the Company implied by the estimated future per share value of the Series B convertible preferred stock may have a relatively large impact on the change in the estimated fair value of the success payment liability and associated expense or gain. Changes in the probabilities and estimated timing of milestones used in the calculation of the contingent consideration liability may have a relatively large impact on the resulting liability and associated expense or gain.

Unaudited interim condensed consolidated financial statements

The interim condensed consolidated balance sheet as of September 30, 2020, and the condensed consolidated statements of operations, comprehensive loss, cash flows, and convertible preferred stock and stockholders' deficit for the nine months ended September 30, 2019 and 2020 are unaudited. The unaudited interim condensed consolidated financial statements have been prepared on the same basis as the annual consolidated financial statements and reflect, in the opinion of management, all adjustments of a normal and recurring nature that are necessary for the fair presentation of the Company's financial position as of September 30, 2020 and its results of operations, convertible preferred stock and stockholders' deficit, and cash flows for the nine months ended September 30, 2019 and 2020. The financial data and the other financial information disclosed in these notes to the condensed consolidated financial statements related to the nine-month periods are also unaudited. The condensed consolidated results of operations for the nine months ended September 30, 2020 are not necessarily indicative of the results to be expected for the year ended December 31, 2020 or for any other future annual or interim period. The consolidated balance sheet as of December 31, 2019 included herein was derived from the audited consolidated financial statements as of that date. These interim condensed consolidated financial statements should be read in conjunction with the Company's audited consolidated financial statements included elsewhere in this prospectus.

Deferred offering costs

Deferred offering costs, consisting of legal, accounting and filing fees relating to an initial public offering (IPO), are capitalized. The deferred offering costs will be offset against offering proceeds upon the completion of the offering. In the event the offering is terminated, or delayed, deferred offering costs will be expensed. As of September 30, 2020, the Company had incurred an immaterial amount in deferred offering costs related to the planned IPO.

Recent accounting pronouncements

Recently adopted

Accounting Standards Update (ASU) No. 2018-13, *Fair Value Measurement (Topic 820): Disclosure Framework—Changes to the Disclosure Requirements for Fair Value Measurement*

Sana Biotechnology, Inc.
Notes to Unaudited Condensed Consolidated Financial Statements

In August 2018, the Financial Accounting Standards Board (FASB) issued ASU 2018-13, *Fair Value Measurement (Topic 820): Disclosure Framework—Changes to the Disclosure Requirements for Fair Value Measurement*, (ASU 2018-13). The new standard removes certain disclosures, modifies certain disclosures and adds additional disclosures related to fair value measurement. The Company adopted ASU 2018-13 on January 1, 2020 and the adoption resulted in additional disclosures related to the Company's Level 3 financial instruments. See Note 7, Fair value measurements.

Not yet adopted

ASU No. 2016-13, *Financial Instruments—Credit Losses (Topic 362): Measurement of Credit Losses on Financial Statements*, ASU No. 2019-05 *Financial Instruments—Credit Losses (Topic 326): Targeted Transition Relief*, ASU No. 2019-11, *Codification Improvements to Topic 326, Financial Instruments—Credit Losses*

In June 2016, the FASB issued ASU 2016-13, *Financial Instruments—Credit Losses (Topic 362): Measurement of Credit Losses on Financial Statements* (ASU 2016-13). The new standard requires that expected credit losses relating to financial assets measured on an amortized cost basis and available-for-sale debt securities be recorded through an allowance for credit losses. It also limits the amount of credit losses to be recognized for available-for-sale debt securities to the amount by which carrying value exceeds fair value and also requires the reversal of previously recognized credit losses if fair value increases. The targeted transition relief standard allows companies an option to irrevocably elect the fair value option of Accounting Standards Codification (ASC) 825-10, Financial Instruments-Overall, applied on an instrument-by-instrument basis for eligible instruments. The new standard will be effective beginning January 1, 2023. The adoption of ASU 2016-13 is not expected to have a material impact on the Company's condensed consolidated financial statements.

ASU No. 2017-04, *Intangibles—Goodwill and Other (Topic 350): Simplifying the Test for Goodwill Impairment*

In January 2017, the FASB issued ASU 2017-04, *Intangibles—Goodwill and Other (Topic 350): Simplifying the Test for Goodwill Impairment* (ASU 2017-04). To address concerns over the cost and complexity of the two-step goodwill impairment test, the amendments in this ASU remove the second step of the test. An entity will instead apply a one-step quantitative test and record the amount of goodwill impairment as the excess of a reporting unit's carrying amount over its fair value, not to exceed the total amount of goodwill allocated to the reporting unit. The new guidance does not amend the optional qualitative assessment of goodwill impairment. The new standard will be effective beginning January 1, 2023. The adoption of ASU 2017-04 is not expected to have a material impact on the Company's condensed consolidated financial statements.

3. Acquisitions

Cobalt Biomedicine, Inc.

In February 2019, the Company acquired 100% of the outstanding equity in Cobalt Biomedicine, Inc. (Cobalt), a privately-held early-stage biotechnology company developing a platform technology using its fusogen technology to specifically and consistently deliver various biological payloads to cells. The Company issued 36,441,583 shares of its Series A-2 convertible preferred stock in consideration, valued at \$136.0 million. Of the 36,441,583 shares of Series A-2 convertible preferred stock, issued 12,147,192 shares were restricted based on the achievement of a pre-specified development milestone, which was achieved in July 2019. Additionally, 691,636 RSAs and 345,814 RSUs were granted to former employees of Cobalt.

Sana Biotechnology, Inc.
Notes to Unaudited Condensed Consolidated Financial Statements

The elements of the purchase consideration are as follows (in thousands):

Series A-2 convertible preferred stock issued ⁽¹⁾	\$ 97,178
First milestone—restricted Series A-2 convertible preferred stock ⁽²⁾	38,769
Success payment ⁽³⁾	2,428
Fair value of contingent consideration ⁽⁴⁾	51,248
Other	66
Total consideration	<u>\$ 189,689</u>

- (1) The purchase consideration included 24,294,391 shares of the Company's Series A-2 convertible preferred stock. The value of the stock was \$4.00 per share, equivalent to the purchase price per share of the Series A-2 convertible preferred stock financing that occurred in February 2019.
- (2) The Company concluded the value of the first milestone, to be paid in restricted shares, met the definition of being indexed to common stock. The restricted Series A-2 convertible preferred shares were recorded in convertible preferred stock valued at \$38.8 million based on the estimated probability and timing of the milestone achievement on the date of acquisition, and is not subject to remeasurement upon achievement. In July 2019, the first milestone was achieved, and the Company issued a total of 12,147,192 shares of its Series A-2 convertible preferred stock.
- (3) The fair value of the success payment was determined using a Monte Carlo simulation methodology which models the estimated future value of the Company based on several key variables including the term of the success payment, expected volatility, risk-free interest rate, and estimated number and timing of valuation measurement dates on the basis of which payment may be triggered.
- (4) The fair value of the contingent consideration was determined by calculating the probability-weighted estimated value of the milestone payments based on the assessment of the likelihood and estimated timing that certain milestones would be achieved and estimated using discount rates ranging from 15.3% to 17.6%. The discount rate captures the credit risk associated with the payment of the contingent consideration when earned and due.

The Company accounted for the Cobalt acquisition using the acquisition method of accounting. Under this method the assets acquired and liabilities assumed in a business combination are measured at their fair value as of the acquisition date. The results of operations of Cobalt are included in the Company's results of operations from the date of acquisition. Pro forma results of operations have not been presented because the effects of the acquisition were not material to the Company's financial results. The allocation of the purchase price is based on estimates of the fair value of assets acquired and liabilities assumed as of the date of acquisition.

The components of the purchase price allocation are as follows (in thousands):

Net working capital	\$ (3,275)
Property and equipment	689
Net liabilities assumed	(2,586)
Deferred tax liability	(7,547)
Acquired in-process research and development	59,195
Goodwill	140,627
Total consideration	<u>\$ 189,689</u>

As part of the Cobalt acquisition, the Company recorded an IPR&D asset of \$59.2 million and \$140.6 million in goodwill. IPR&D is required to be classified as an indefinite-lived asset until it becomes a finite-lived asset upon the successful completion or the abandonment of the associated research and development technology. The Company is actively developing the fusogen technology, and accordingly, this asset will not be amortized until regulatory approval is obtained in a major market, typically either the United States (U.S.) or the European Union, subject to management judgment.

Sana Biotechnology, Inc.
Notes to Unaudited Condensed Consolidated Financial Statements

The goodwill recognized as a result of the Cobalt acquisition is primarily attributable to the value the acquisition provides the Company by complementing its *ex-vivo* portfolio with *in-vivo* cell engineering technology and furthers the continued research in using engineered cells as medicines. The goodwill is not expected to be deductible for income tax purposes.

The Company also agreed to pay contingent consideration of up to an aggregate of \$500.0 million upon the achievement of certain pre-specified development milestones (Cobalt Contingent Consideration), and a success payment (Cobalt Success Payment) of up to \$500.0 million, if, at pre-determined valuation measurement dates, the value of the Company is equal to or exceeds three times the value of the Company implied by the per share value of the Company's Series B convertible preferred stock at issuance, or any security into which such stock has been converted or exchanged, and we have an active program based on the fusogen technology in a clinical trial pursuant to an investigational new drug application (IND), or have filed for, or received approval for, a biologics license application (BLA) or new drug application (NDA). The Cobalt Contingent Consideration and Cobalt Success Payment are payable in cash or stock, at the Company's discretion. The success payment can be achieved over a maximum of 20 years but could be shorter upon the occurrence of certain events. The valuation measurement dates for the Cobalt Success Payment are triggered by an arms' length equity financing, or an IPO, and periodically thereafter. In addition to an arms' length equity financing or an IPO, a valuation measurement date is triggered upon a change of control when at least one company product utilizing technology acquired from Cobalt is the subject of an active research program. If there is a change of control and the Company valuation implied by the per share value of the Company's Series B convertible preferred stock at issuance, or any security into which such stock has been converted or exchanged falls below certain thresholds as shown below, the amount of the potential Cobalt Success Payment will decrease and the amount of potential Cobalt Contingent Consideration will increase. The following table sets forth the different Company valuation thresholds and resulting potential success payment and additional potential Cobalt Contingent Consideration upon a change of control:

Company valuation at change of control date as calculated using a multiple of the Series B convertible preferred stock price at issuance, or any security into which such stock has been converted or exchanged	Success Payment	Additional Potential Cobalt Contingent Consideration
	(in millions)	
Equal to or exceeds a multiple of three (3x)	\$ 500	\$—
Equal to or exceeds a multiple of two and three-quarters (2.75x), but less than three (3x)	150	350
Equal to or exceeds a multiple of two and a half (2.50x), but less than two and three-quarters (2.75x)	100	400
Less than a multiple of two and a half (2.50x)	—	500

The Company's liabilities for the Cobalt Success Payment and contingent consideration are carried at fair value with changes recognized in research and development expense. As of December 31, 2019 and September 30, 2020, the estimated fair value of the Cobalt Success Payment liability was \$2.4 million and \$37.6 million, respectively. As of December 31, 2019 and September 30, 2020, the estimated fair value of the Cobalt Contingent Consideration was \$69.1 million and \$85.8 million, respectively.

Cytocardia, Inc.

In November 2019, the Company acquired 100% of the outstanding equity in Cytocardia, Inc. (Cytocardia) for a purchase price of \$8.0 million, of which \$6.8 million was an upfront cash payment, and \$1.2 million was set aside (Cytocardia Holdback Amount) to satisfy certain general representations and warranties as set forth in the stock purchase agreement.

Sana Biotechnology, Inc.
Notes to Unaudited Condensed Consolidated Financial Statements

The primary asset acquired in the acquisition was IPR&D related to its *ex vivo* cell engineering programs focused on replacement of damaged heart cells. The Company evaluated the acquisition and determined the screen test, as permitted under ASC 805, *Business Combinations*, was met as the \$8.0 million purchase price represented consideration for a single identifiable asset related to the technology. The Company concluded the assets acquired did not meet the accounting definition of a business as inputs were acquired, but no processes or outputs were acquired, and the asset had no alternative future use. The transaction was accounted for as an asset acquisition and the purchase price was recorded in research and development expense for the year ended December 31, 2019.

The Cytocardia Holdback Amount will be held for 15 months, until February 2021, at which time the remainder of the balance, after payment of any claims, will be released to the co-founders. In addition to cash paid, the Company is required to make future milestone payments of up to an aggregate of \$140.0 million upon the achievement of certain pre-specified development and commercial milestones.

Oscine Corp.

In November 2018, the Company entered into a collaboration, license, and option to purchase agreement with Oscine to pursue research related to Oscine's glial progenitor *ex vivo* cell engineering programs focused on brain disorders (the Oscine Collaboration Agreement) and paid a \$5.0 million non-refundable upfront fee, which was recognized in research and development expense for the period from July 13, 2018 (inception) to December 31, 2018. In connection with its Oscine Collaboration Agreement, the Company recognized \$3.0 million and \$3.4 million in research and development expenses for the nine months ended September 30, 2019 and 2020, respectively.

In September 2020, the Company entered into a stock purchase agreement to acquire all of the outstanding equity of Oscine for a purchase price of \$8.5 million (the Oscine Stock Purchase Agreement), of which \$7.6 million was an upfront cash payment, and \$0.9 million was set aside (Oscine Holdback Amount) to satisfy certain general representations and warranties as set forth in the Oscine Stock Purchase Agreement.

The primary asset acquired in the acquisition was IPR&D related to its glial progenitor *ex vivo* cell engineering programs focused on brain disorders. The Company evaluated the acquisition and concluded it should be accounted for as an asset acquisition as the technology was determined to be one single identifiable asset under the screen test, and did not meet the definition of a business under ASC 805, *Business Combinations*, and the asset had no alternative future use. The purchase price of \$8.5 million was recorded in research and development expense for the nine months ended September 30, 2020.

The Oscine Holdback Amount will be held for 15 months, until December 2021, at which time the remainder of the balance, after payment of any claims, will be released. In addition to cash paid, the Company is required to make up to an aggregate of \$225.8 million in future milestone payments upon the achievement of certain development and commercial milestones.

4. Goodwill and intangible asset

As of September 30, 2020, the Company had goodwill of \$140.6 million, which represents the excess of the purchase price over the estimated fair value of the net assets acquired from Cobalt. As of September 30, 2020, the Company had an intangible asset of \$59.2 million, which consists of IPR&D acquired from the Cobalt acquisition which is classified as indefinite-lived until the successful completion of the associated research and development technology, at which point it becomes a finite-lived asset that will be amortized over its estimated useful life. There were no impairments of goodwill or the intangible asset since inception.

Sana Biotechnology, Inc.
Notes to Unaudited Condensed Consolidated Financial Statements

5. License and collaboration agreements***The Regents of the University of California***

In January 2019, the Company entered into an exclusive license agreement with the Regents of the University of California to access certain intellectual property for the development of immunoengineered pluripotent cells. Under this agreement, the Company paid \$0.1 million in cash and issued 737,515 shares of its Series A-2 convertible preferred stock, valued at \$4.00 per share, for total consideration of \$3.1 million. The Company determined that the licensed technology has no alternative future use and therefore the \$3.1 million was recorded in research and development expense for the nine months ended September 30, 2019. Under the agreement, the Company may be required to make certain pre-specified development milestone payments up to an aggregate of \$22.4 million.

Harvard College

In March 2019, the Company entered into an exclusive license agreement with the President and Fellows of Harvard College (Harvard) to access certain intellectual property for the development of hypo-immune cells (the Harvard Agreement). Under this agreement, the Company paid \$3.0 million in cash and issued 2,244,412 shares of its Series A-2 convertible preferred stock, valued at \$4.00 per share, for total consideration of \$12.0 million. The Company determined the licensed technology has no alternative future use and therefore the \$12.0 million was recorded in research and development expense for the year ended December 31, 2019. Additionally, the Company agreed to pay Harvard \$6.0 million in cash contingent upon the closing of the Company's Series B convertible preferred stock financing. Under the Harvard Agreement, the Company may be required to make certain pre-specified development and regulatory milestone payments up to an aggregate of \$76.0 million, which would double upon a change of control, as well as success payments up to an aggregate of \$175.0 million based on increases in the fair value of the Company's Series A convertible preferred stock at pre-defined thresholds. The contingent \$6.0 million license payment and success payments are accounted for as derivatives under ASC 815, *Derivatives and Hedging*, and will be re-valued each reporting period. See Note 7, Fair value measurements.

As of December 31, 2019, the estimated fair value of the contingent license payment to Harvard was \$4.6 million. The Series B convertible preferred stock financing closed in June 2020, and the Company paid Harvard \$6.0 million cash, and recognized an additional \$1.4 million in research and development expense for the nine months ended September 30, 2020.

The Company granted Harvard rights to certain success payments (Harvard Success Payments), payable in cash. Under the terms of this arrangement, the Company may be required to make success payments to Harvard based on increases in the fair value of the Company's Series A convertible preferred stock, or any security into which such stock has been converted or exchanged. The potential payments are based on multiples of increased value ranging from 5x to 40x based on a comparison of the fair value of the Company's Series A convertible preferred stock relative to its original \$4.00 issuance price at pre-determined valuation measurement dates. The aggregate amount of the Harvard Success Payments does not exceed an aggregate of \$175.0 million which would only occur upon a 40x increase in value. The Harvard Success Payments can be achieved over a maximum of 12 years from the effective date of the agreement. The following table summarizes the potential success payments:

<u>Multiple of Equity Value at Issuance</u>	<u>5x</u>	<u>10x</u>	<u>20x</u>	<u>30x</u>	<u>40x</u>
Per share Series A preferred stock price required for payment	\$20.00	\$40.00	\$80.00	\$120.00	\$160.00
Success payment(s) (in millions)	\$ 5.0	\$ 15.0	\$ 30.0	\$ 50.0	\$ 75.0

Sana Biotechnology, Inc.
Notes to Unaudited Condensed Consolidated Financial Statements

The valuation measurement dates are triggered by events which include: an equity financing prior to an IPO of more than \$25.0 million, the one year anniversary of an IPO and periodically thereafter, a merger, an asset sale, the sale of the majority of the shares held by the Company's Series A convertible preferred stockholders, and the last day of the term of the success payments. If a higher success payment tier is first met at the same time a lower tier is first met, both tiers will be owed. Any previous success payments made to Harvard are credited against the success payment owed as of any valuation measurement date, so that Harvard does not receive multiple success payments in connection with the same threshold.

The Company's liability for the Harvard Success Payments is carried at fair value with changes recognized in research and development expense. To determine the estimated fair value of the success payment liability the Company uses a Monte Carlo simulation methodology which models the future movement of its Series A convertible preferred stock price based on several key variables.

As of December 31, 2019 and September 30, 2020, the estimated fair value of the Harvard Success Payment liability was \$1.9 million and \$7.4 million, respectively. The Company recorded research and development expense of \$1.7 million and \$5.5 million for the nine months ended September 30, 2019 and 2020, respectively.

6. Restricted cash

As of December 31, 2019, and September 30, 2020, the Company maintained standby letters of credit of \$1.8 million and \$2.1 million, respectively. Standby letters of credit are collateralized with a bank account at a financial institution in accordance with the lease agreements as follows:

	<u>December 31, 2019</u>	<u>September 30, 2020</u>
	(in thousands)	
South San Francisco, CA	\$ 816	\$ 816
Cambridge, MA	961	961
Seattle, WA	—	366
Total restricted cash	<u>\$ 1,777</u>	<u>\$ 2,143</u>

Sana Biotechnology, Inc.
Notes to Unaudited Condensed Consolidated Financial Statements

7. Fair value measurements

The following table summarize the Company's financial assets and liabilities measured at fair value on a recurring basis based on the three-tier fair value hierarchy:

	Valuation Hierarchy	December 31, 2019			
		Amortized Cost	Gross Unrealized Holding Gains	Gross Unrealized Holding Losses	Estimated Fair Value
(in thousands)					
Financial assets:					
Cash equivalents:					
Money market funds	Level 1	\$ 49,420	\$ —	\$ —	\$ 49,420
U.S. government and agency securities	Level 2	18,682	1	—	18,683
Corporate debt securities	Level 2	8,433	1	(1)	8,433
Total cash equivalents		<u>76,535</u>	<u>2</u>	<u>(1)</u>	<u>76,536</u>
Short-term marketable securities:					
U.S. government and agency securities	Level 2	42,449	18	(1)	42,466
Corporate debt securities	Level 2	16,477	10	(1)	16,486
Total marketable securities		<u>58,926</u>	<u>28</u>	<u>(2)</u>	<u>58,952</u>
Total financial assets		<u>\$ 135,461</u>	<u>\$ 30</u>	<u>\$ (3)</u>	<u>\$ 135,488</u>
Financial liabilities:					
Contingent license payment	Level 3	\$ 4,557	\$ —	\$ —	\$ 4,557
Contingent consideration	Level 3	69,108	—	—	69,108
Success payment liabilities	Level 3	4,352	—	—	4,352
Total financial liabilities		<u>\$ 78,017</u>	<u>\$ —</u>	<u>\$ —</u>	<u>\$ 78,017</u>

	Valuation Hierarchy	September 30, 2020			
		Amortized Cost	Gross Unrealized Holding Gains	Gross Unrealized Holding Losses	Estimated Fair Value
(in thousands)					
Financial assets:					
Cash equivalents:					
Money market funds	Level 1	\$ 93,258	\$ —	\$ —	\$ 93,258
U.S. government and agency securities	Level 2	41,202	1	—	41,203
Corporate debt securities	Level 2	3,257	—	(1)	3,256
Total cash equivalents		<u>137,717</u>	<u>1</u>	<u>(1)</u>	<u>137,717</u>
Short-term marketable securities:					
U.S. government and agency securities	Level 2	281,222	40	(2)	281,260
Corporate debt securities	Level 2	20,366	14	—	20,380
Total marketable securities		<u>301,588</u>	<u>54</u>	<u>(2)</u>	<u>301,640</u>
Long-term marketable securities:					
U.S. government and agency securities	Level 2	8,206	3	—	8,209
Total long-term marketable securities		<u>8,206</u>	<u>3</u>	<u>—</u>	<u>8,209</u>
Total financial assets		<u>\$ 447,511</u>	<u>\$ 58</u>	<u>\$ (3)</u>	<u>\$ 447,566</u>
Financial liabilities:					
Contingent consideration	Level 3	\$ 85,780	\$ —	\$ —	\$ 85,780
Success payment liabilities	Level 3	44,989	—	—	44,989
Total financial liabilities		<u>\$ 130,769</u>	<u>\$ —</u>	<u>\$ —</u>	<u>\$ 130,769</u>

Sana Biotechnology, Inc.
Notes to Unaudited Condensed Consolidated Financial Statements

The Company evaluated its securities for other-than-temporary impairment and considers the decline in market value for the securities to be primarily attributable to current economic and market conditions. Securities in an unrealized loss position have been in an unrealized loss position for less than one year. For the debt securities, it is not more-likely-than-not that the Company will be required to sell the securities, and the Company does not intend to do so prior to the recovery of the amortized cost basis.

As of September 30, 2020, all marketable securities had an effective maturity date of two years or less. Investments in securities with maturities of less than one year, or those for which management intends to use the investments to fund current operations, are included in current assets and are available for use and therefore classified as available-for-sale. As of September 30, 2020, the balance in the Company's accumulated other comprehensive loss includes activity related to the Company's available-for-sale debt securities. There were no material realized gains or losses recognized on the sale or maturity of available-for-sale securities during the nine months ended September 30, 2019 or 2020.

The Company measures the fair value of money market funds based on quoted prices in active markets for identical assets or liabilities. The Level 2 marketable securities include U.S. government, agency securities and corporate debt securities and are valued either based on recent trades of securities in inactive markets or based on quoted market prices of similar instruments and other significant inputs derived from or corroborated by observable market data.

The following table sets forth a summary of the changes in the fair value of the Company's Level 3 financial liabilities:

	<u>Contingent License Payment</u>	<u>Contingent Consideration (in thousands)</u>	<u>Success Payment Liabilities</u>
Balance as of December 31, 2019	\$ 4,557	\$ 69,108	\$ 4,352
Payments	(6,000)	—	—
Changes in fair value	1,443	16,672	40,637
Balance as of September 30, 2020	<u>\$ —</u>	<u>\$ 85,780</u>	<u>\$ 44,989</u>

The initial recognition of the Cobalt Contingent Consideration and Cobalt Success Payment liability was recorded as part of the purchase price as an increase to goodwill and accrued liabilities. Subsequent changes in fair value of the Cobalt Contingent Consideration and Cobalt Success Payment liability is recorded in research and development expense. The fair value of the Harvard Success Payment and contingent license payment are recorded in research and development expense.

Contingent license payment

The Company utilized estimates and assumptions in determining the estimated contingent license liability and associated expense at each balance sheet date. The assumptions used to calculate the fair value of the contingent license payment were subject to a significant amount of judgment including the expected probability of the Company's Series B convertible preferred stock financing occurring and estimated timing of achievement. The Series B convertible preferred stock financing closed in June 2020, and the Company paid Harvard \$6.0 million in cash, and recognized an additional \$1.4 million in research and development expense for the nine months ended September 30, 2020.

Sana Biotechnology, Inc.
Notes to Unaudited Condensed Consolidated Financial Statements

Contingent consideration

In connection with the acquisition of Cobalt, the Company may be required to pay future consideration that is contingent upon the achievement of certain pre-specified development milestones. The valuation of contingent consideration uses assumptions the Company believes would be made by a market participant. The fair value of the Cobalt Contingent Consideration was determined by calculating the probability-weighted estimated value of the pre-specified development milestone payments based on the assessment of the likelihood and estimated timing that certain milestones would be achieved, and the estimated discount rates. The discount rate captures the credit risk associated with the payment of the contingent consideration when earned and due. The Company assesses these estimates on an on-going basis as additional data impacting the assumptions is obtained.

As of September 30, 2020, the fair value of the Cobalt Contingent Consideration was calculated using the following unobservable inputs:

<u>Unobservable Input</u>	<u>Range</u>	<u>Weighted-Average</u>
Discount rates	14.4%-15.5%	15%
Probability of milestone achievement	2.5%-50.0%	22%

The weighted-average unobservable inputs were based on the relative value of the Cobalt Contingent Consideration. The estimated fair value of the Cobalt Contingent Consideration may change significantly as development progresses and additional data are obtained, impacting the assumptions regarding probabilities of successful achievement of the milestones used to estimate the fair value of the liability and the timing in which they are expected to be achieved. In evaluating the fair value information, judgment is required to interpret the market data used to develop the estimates. The estimates of fair value may not be indicative of the amounts that could be realized in a current market exchange. Accordingly, the use of different market assumptions and/or different valuation techniques could result in materially different fair value estimates. Significant increases or decreases in any of the inputs would result in a significantly higher or lower fair value measurement.

Success payments

The estimated fair value of the Cobalt and Harvard Success Payments was determined using a Monte Carlo simulation model in which the Company utilizes significant estimates and assumptions in determining the estimated success payment liability and associated expense or gain at each balance sheet date. The assumptions used to calculate the fair value of the success payments are subject to a significant amount of judgment including the estimated future value of the Company's Series A convertible preferred stock, the estimated future value of the Company implied by the estimated future per share value of the Company's Series B convertible preferred stock at issuance, the expected volatility, estimated term, and estimated number and timing of valuation measurement dates.

As of September 30, 2020, the fair value of the Cobalt and Harvard Success Payments was calculated using the following unobservable inputs:

<u>Unobservable Input</u>	<u>Cobalt</u>	<u>Harvard</u>
Expected stock price volatility	70%	70%
Expected term (years)	18	10

A small change in the assumptions and other inputs used to calculate the estimated fair value of the success payments may result in a relatively large change in the estimated valuation and associated liability and expense or gain.

Sana Biotechnology, Inc.
Notes to Unaudited Condensed Consolidated Financial Statements

8. Property and equipment, net

Property and equipment, net consists of the following:

	December 31, 2019	September 30, 2020
	(in thousands)	
Laboratory equipment	\$ 15,046	\$ 23,558
Leasehold improvements	10,624	11,061
Construction in progress	3,421	10,424
Computer equipment, software and other	636	709
Total property and equipment, at cost	29,727	45,752
Less: Accumulated depreciation	(1,816)	(5,982)
Property and equipment, net	<u>\$ 27,911</u>	<u>\$ 39,770</u>

Depreciation expense related to property and equipment was \$0.8 million and \$4.2 million for the nine months ended September 30, 2019 and 2020, respectively.

9. Accrued liabilities

Accrued compensation and accrued expenses and other current liabilities consist of the following:

	December 31, 2019	September 30, 2020
	(in thousands)	
Accrued compensation:		
Accrued bonuses	\$ 6,035	\$ 6,696
Other accrued compensation	2,059	4,216
Total accrued compensation	<u>\$ 8,094</u>	<u>\$ 10,912</u>
Accrued expenses and other current liabilities:		
Accrued contingent license payment	\$ 4,557	\$ —
Accrued property and equipment	2,257	3,196
Accrued professional fees	1,131	1,550
Accrued research and development	309	2,530
Other	1,633	1,271
Total accrued expenses and other current liabilities	<u>\$ 9,887</u>	<u>\$ 8,547</u>

10. Commitments and contingencies**Lease commitments**

The Company's lease portfolio is primarily comprised of operating leases for office and laboratory space located in Seattle, WA, Cambridge, MA, and South San Francisco, CA with contractual periods expiring between November 2025 and April 2030. In January and September 2020, the Company entered into two new leases for 31,563 and 22,188 square feet of office and laboratory space in Cambridge, MA and Seattle, WA, and expire in February and April 2028, respectively. The new leases provide the right to make tenant improvements and include lease incentive allowances.

Sana Biotechnology, Inc.
Notes to Unaudited Condensed Consolidated Financial Statements

Throughout the term of the lease agreements, the Company is responsible for paying certain operating costs, in addition to rent, such as common area maintenance, taxes, utilities, and insurance. These additional charges are considered variable lease costs and are recognized in the period in which the costs are incurred.

For the nine months ended September 30, 2019, rent expense for the Company's operating leases was \$6.7 million, which consisted of \$3.5 million for straight-line recognition of fixed payments and \$3.2 million associated with short-term leases. For the nine months ended September 30, 2020, rent expense for the Company's operating leases was \$9.3 million, which consisted of \$7.9 million straight-line recognition of fixed payments and \$1.4 million associated with short-term leases. Variable lease payments for operating expenses were \$1.1 million and \$2.3 million for the nine months ended September 30, 2019 and 2020, respectively.

The following table presents the scheduled maturities of the Company's operating lease liabilities by fiscal year and the present value of those lease liabilities as of September 30, 2020 (in thousands):

2020 (remaining 3 months)	\$ 3,110
2021	13,897
2022	14,438
2023	14,892
2024	15,361
2025 and thereafter	58,236
Total lease payments	119,934
Less: imputed interest	(40,769)
Less: tenant improvement allowances	(8,515)
Present value of lease liabilities	<u>\$ 70,650</u>

11. Convertible preferred stock

Series A-1 convertible preferred stock financing

In October 2018, the Company executed an agreement to sell up to 11,462,500 shares of its Series A-1 convertible preferred stock at a price of \$4.00 per share. The Company issued 11,462,500 shares in October 2018 for gross proceeds of \$45.9 million.

Upon certain change in control events that are outside of the Company's control, holders of the convertible preferred stock can cause its redemption. This requires the Company's convertible preferred stock to be classified outside of stockholders' deficit on the accompanying condensed consolidated balance sheets.

Series A-2 and Series B convertible preferred stock financing

In February 2019, the Company executed an agreement for 54,036,865 shares of its Series A-2 convertible preferred stock at a price of \$4.00 per share, for gross proceeds of \$216.1 million. In October 2019, an additional 1,966,667 the Company's Series A-2 convertible preferred stock were sold at a price of \$4.00 per share, for gross proceeds of \$7.9 million. The Series A-2 convertible preferred agreement also committed these investors to a Series B convertible preferred stock financing with the issuance of up to 27,556,926 shares of the Company's Series B convertible preferred stock at a price of \$16.00 per share contingent upon the occurrence of certain clinical milestones or the unanimous approval of the Company's board of directors. Additionally, in the event the clinical milestones were not achieved, the agreement stated at least two large Series B convertible preferred stock investors, defined as investors with at least a \$29.0 million Series B convertible preferred stock investment, have the right to object to the board of directors' decision to call the Series B convertible preferred stock closing within seven days.

Sana Biotechnology, Inc.
Notes to Unaudited Condensed Consolidated Financial Statements

In connection with this financing, the Company amended and restated its certificate of incorporation and amended the investors' rights agreement and voting agreement with its stockholders. Under the amended and restated certificate of incorporation, the authorized capital stock of the Company increased to 700,000,000 shares, each with a par value of \$0.0001 per share. The authorized shares consisted of 162,213,794 shares designated as common stock and 537,786,206 shares designated as convertible preferred stock.

In June 2020, the Company completed the Series B convertible preferred stock financing selling 27,223,170 shares of Series B convertible preferred stock at \$16.00 per share for gross proceeds of \$435.6 million.

The Company recorded its convertible preferred stock at the issuance price on the dates of issuance, net of issuance costs.

Rights issued with Series A-1, Series A-2, and Series B convertible preferred stock

The Company assessed the Series A-1, Series A-2, and Series B convertible preferred stock for any beneficial conversion features or embedded derivatives, including the conversion option, that would require bifurcation from the convertible preferred stock and receive separate accounting treatment. On the dates of the issuances, the fair value of the common stock into which the convertible preferred stock was convertible was less than the effective conversion price of the Series A-1, Series A-2, and Series B convertible preferred stock; as such, there was no intrinsic value of the conversion option on the commitment date.

Conversion

Shares of the Company's Series A-1, Series A-2, and Series B convertible preferred stock are convertible into shares of the Company's common stock based on a defined conversion ratio, set at one-for-one, adjustable for certain dilutive events. The conversion ratio for the convertible preferred stock is subject to change in accordance with anti-dilution provisions contained in the Company's certificate of incorporation.

The Company's Series A-1, Series A-2, and Series B convertible preferred stock is convertible at the option of the holder at any time without any additional consideration. The convertible preferred stock will automatically convert into shares of the Company's common stock at the then effective applicable conversion rate, upon the closing of the sale of shares of common stock to the public in an underwritten public offering at a price that generates at least \$75.0 million in gross proceeds pursuant to an effective registration statement under the Securities Act of 1933, as amended, provided that the Company's common stock is listed for trading on a national securities exchange. In addition, the convertible preferred stock will automatically convert into shares of common stock upon the vote or written consent of the holders of at least 61% of the outstanding convertible preferred stock, voting together as a single class on an as-converted basis, and which must include a majority of the Series B preferred stock then held by the Series B investors that purchased at least \$29.0 million in the Series B convertible preferred stock financing (Series B Large Investors).

Dividends

Each holder of the Company's Series A-1, Series A-2, and Series B convertible preferred stock is entitled to receive non-cumulative dividends, when and if declared by the Company's board of directors, at an annual rate of 6% of the original issue price prior to and in preference to the payment of a dividend on common stock. Any additional dividends shall be distributed among the holders of common stock pro rata based on the number of shares of common stock (on an as-converted basis). No dividends have been declared to date.

Sana Biotechnology, Inc.
Notes to Unaudited Condensed Consolidated Financial Statements

Liquidation preference

The Company may be liquidated voluntarily by the Company's board of directors with consent of the holders of at least 61% of the outstanding convertible preferred stock, voting together as a single class on an as-converted basis, and which must include the holders of at least a majority of the Series B preferred stock then held by the Series B Large Investors.

In the event that the Company is liquidated either voluntarily or involuntarily, or if any event occurs that is deemed a liquidation under the Company's certificate of incorporation, each holder of the Company's Series A-1, Series A-2, and Series B convertible preferred stock will be entitled to receive a liquidation preference out of any proceeds from the liquidation before any distributions are made to the holders of common stock. The liquidation preference for each share of the Series A-1, Series A-2 and Series B convertible preferred stock is equal to the greater of a) the original issue price (plus any declared but unpaid dividends), or b) such amount per share as would have been payable had all the Series A-1, Series A-2, and Series B convertible preferred stock been converted into common stock immediately prior to a liquidation event.

Voting rights

Each of the Company's Series A-1, Series A-2, and Series B convertible preferred stock vote (on an as-converted to common stock basis) with the other voting stock of the Company.

The consent of the holders of at least 61% of the Company's outstanding convertible preferred stock, voting together as a single class on an as-converted basis, and which must include the holders of at least a majority of the Series B preferred stock then held by the Series B Large Investors, is required for any of the following actions: the amendment or waiver of any provision of the certificate of incorporation or bylaws of the Company in a manner that adversely affects the rights, preferences or privileges of the Series A-1, Series A-2, and Series B convertible preferred stock; any change in the authorized number of Series A-1, Series A-2, and Series B convertible preferred stock, or any other class of stock of the Company; the creation of any new class or series of shares having rights, preferences or privileges senior to or on a parity with the Series A-1, Series A-2, and Series B convertible preferred stock; the approval of any change in control event; the redemption of any securities of the Company, other than repurchases of common stock upon termination of a consultant, director or employee approved by the Company's board of directors; any increase or decrease in the authorized size of the Company's board of directors; the declaration or payment of any dividend or distribution on the Series A-1, Series A-2, and Series B convertible preferred stock (except as provided in the certificate of incorporation) or common stock; or the liquidation or dissolution of the Company.

In addition, the stockholders of the Company have entered into a voting agreement pursuant to which the Company's Series A-1, Series A-2, and Series B convertible preferred stock and common stockholders each elected five members to its board of directors, respectively.

Reorganization

Any change in control event, including any change in the holders of a majority of the equity of the Company by merger, consolidation, reorganization or otherwise, or any sale or exclusive license of substantially all the assets of the Company, will be deemed a liquidation under the Company's certificate of incorporation unless waived by the holders of at least 61% of the Company's outstanding convertible preferred stock, voting together as a single class on an as-converted basis, and which must include the holders of at least a majority of the Series B preferred stock then held by the Series B Large Investors.

Sana Biotechnology, Inc.
Notes to Unaudited Condensed Consolidated Financial Statements

After liquidation preferences for the Company's Series A-1, Series A-2, and Series B convertible preferred stock described above have been satisfied, any additional proceeds from any deemed liquidation will be distributed among the holders of common stock pro rata based on the number of shares of common stock (on an as-converted basis).

12. Common stock

As of September 30, 2020, there were 14,250,366 shares of the Company's common stock outstanding, excluding the 11,951,698 shares of restricted common stock outstanding that are subject to vesting requirements.

As of September 30, 2020, the Company had reserved 134,112,712 shares of its common stock for future issuance upon the conversion of its Series A-1, Series A-2, and Series B convertible preferred stock outstanding.

13. Stock-based compensation

Equity Incentive Plan

In October 2018, the Company adopted the 2018 Equity Incentive Plan (the 2018 Plan) under which it may grant incentive stock options, non-statutory stock options, RSAs, RSUs, and other stock-based awards to any person, including officers, directors, and consultants. Terms of stock agreements, including vesting requirements, are determined by the Company's board of directors, or by a committee appointed by the board of directors, subject to the provisions of the 2018 Plan.

Generally, awards granted by the Company vest over four years and have an exercise price equal to the estimated fair value of the common stock as determined by the board of directors with consideration given to contemporaneous valuations of the Company's common stock prepared by an independent third party valuation firm in accordance with the guidance provided by the AICPA Guide.

As of September 30, 2020, there were 356,630 shares available for future issuance under the 2018 Plan.

RSU Plan

In March 2019, pursuant to the terms of the Cobalt merger agreement, the Company adopted a restricted stock unit plan (RSU Plan) under which it may grant RSUs to certain employees and consultants. The RSU Plan provides for up to 349,254 shares of common stock to be awarded. As of September 30, 2020, there were 23,575 shares available for future issuance under the RSU Plan.

Stock-based compensation expense

Stock-based compensation expense is recognized in the condensed consolidated statements of operations as follows:

	Nine Months Ended September 30,	
	2019	2020
	(in thousands)	
Research and development	\$ 833	\$ 2,555
General and administrative	177	482
Total stock-based compensation expense	<u>\$ 1,010</u>	<u>\$ 3,037</u>

Sana Biotechnology, Inc.
Notes to Unaudited Condensed Consolidated Financial Statements

Unrecognized stock-based compensation costs related to unvested awards and the weighted-average period over which the costs are expected to be recognized as of September 30, 2020 are as follows:

	<u>Stock Options</u>	<u>RSAs</u>
Unrecognized stock-based compensation expense (thousands)	\$ 14,578	\$3,673
Expected weighted-average period compensation costs to be recognized (years)	3.3	2.1

As of September 30, 2020, the Company had \$0.5 million of unrecognized stock-based compensation costs related to RSUs originating from the Cobalt acquisition that are subject to (i) service-based vesting over four years, (ii) achievement of the first milestone which occurred in July 2019, and (iii) a liquidity event. The estimated compensation expense will be recognized ratably over the service period, or remaining service period, if and when it becomes probable that the vesting conditions will be satisfied. As of September 30, 2020, no stock-based compensation expense was recognized related to RSUs.

Stock options

A summary of the Company's stock option activity is as follows:

	<u>Stock Options</u>	<u>Weighted-Average Exercise Price per Share</u>	<u>Weighted-Average Remaining Contractual Life (years)</u>	<u>Aggregate Intrinsic Value (in thousands)</u>
Outstanding as of December 31, 2019	3,548,989	\$ 1.44	9.6	\$ 142
Granted	6,292,153	2.76		
Exercised	(32,161)	1.44		
Forfeited/Cancelled	(131,701)	1.44		
Outstanding as of September 30, 2020	<u>9,677,280</u>	\$ 2.32	9.3	\$ 53,221
Exercisable as of September 30, 2020	<u>989,318</u>	\$ 1.44	8.5	\$ 6,292

The fair value of stock options granted to employees, directors, and consultants was estimated on the date of grant using the Black-Scholes option pricing model using the following assumptions:

<u>Assumptions</u>	<u>Nine Months Ended September 30,</u>	
	<u>2019</u>	<u>2020</u>
Risk free interest rate	1.53%-2.62%	0.36%-1.51%
Expected volatility	70%	70%
Expected term (years)	6.25	6.25-6.75
Expected dividend	0%	0%

During the nine months ended September 30, 2019 and 2020, the weighted-average grant date fair value of the options granted was \$0.92 and \$2.16 per share, respectively.

Sana Biotechnology, Inc.
Notes to Unaudited Condensed Consolidated Financial Statements

Restricted stock awards

A summary of the Company's RSAs activity is as follows:

	RSAs	Weighted-Average Grant Date Fair Value per Share
Unvested shares as of December 31, 2019	17,140,131	\$ 0.28
Vested	(4,152,376)	0.16
Forfeited	(1,036,057)	0.12
Unvested shares as of September 30, 2020	<u>11,951,698</u>	\$ 0.36

The fair value of vested RSAs was \$0.3 million and \$0.6 million for the nine months ended September 30, 2019 and 2020, respectively.

During the nine months ended September 30, 2020, there were zero RSUs granted, zero vested, and 19,265 cancelled. As of September 30, 2020 there are 325,672 RSUs unvested.

14. Income taxes

The Company's income tax provision for interim periods is determined using an estimate of the Company's annual effective tax rate, adjusted for discrete items arising in the quarter. The Company's effective tax rate differs from the U.S. statutory tax rate primarily due to valuation allowances on the deferred tax assets in all jurisdictions as it is more likely than not that the Company's deferred tax assets will not be realized.

In connection with the 2019 Cobalt acquisition, the Company recorded a deferred tax liability of \$7.5 million associated with the acquired intangible asset. During the nine months ended September 30, 2019, the Company recorded a tax benefit of \$6.2 million related to the release of valuation allowance on U.S. deferred tax assets as a result of deferred tax liabilities established for intangible assets from the acquisition of Cobalt.

15. Net loss per share

Basic and diluted net loss per common share is calculated by dividing net loss applicable to common stockholders by the weighted-average number of common shares outstanding during the period, without consideration for common stock equivalents. The Company was in a loss position for all periods presented, therefore basic net loss per share was the same as diluted net loss per share for all periods as the inclusion of all potential common securities outstanding would have been anti-dilutive.

The following table sets forth the computation of basic and diluted net loss per share of common stock:

	Nine Months Ended September 30,	
	2019	2020
	(in thousands, except share and per share amounts)	
Net loss applicable to common stockholders	\$ (87,733)	\$ (172,135)
Weighted-average common shares used in net loss per share applicable to common stockholders, basic and diluted	3,620,021	12,249,482
Net loss per share applicable to common stockholders, basic and diluted	\$ (24.24)	\$ (14.05)

Sana Biotechnology, Inc.
Notes to Unaudited Condensed Consolidated Financial Statements

The amounts in the table below were excluded from the calculation of diluted net loss per share, prior to the use of the treasury stock method, due to their anti-dilutive effect:

	September 30,	
	2019	2020
Series A-1 convertible preferred stock	11,462,500	11,462,500
Series A-2 convertible preferred stock	93,460,375	95,427,042
Series B convertible preferred stock	—	27,223,170
Unvested restricted common stock	17,761,559	11,951,698
Options to purchase common stock	2,809,749	9,677,280
Unvested RSUs	344,937	325,672
Total	125,839,120	156,067,362

16. Employee benefit plan

In January 2019, the Company adopted a 401(k) retirement and savings plan (the 401(k) Plan) covering all employees. The 401(k) Plan allows employees to make pre- and post-tax contributions up to the maximum allowable amount set by the IRS. As of September 30, 2020, the Company has not made any matching contributions to the 401(k) Plan on behalf of participants.

17. Subsequent events

Authorized shares and stock option grants

In December 2020, the Company amended and restated its certificate of incorporation to increase the authorized capital stock of the Company to 707,000,000 shares, each with a par value of \$0.0001 per share. In addition, the Company's board of directors granted stock options from October to December 2020 to purchase an aggregate of 6,139,302 shares of common stock with a weighted average exercise price of \$7.92 per share, after which there were 234,065 shares available for future issuance under the 2018 Plan.

Reverse stock split

In January 2021, the board of directors of the Company approved an amendment to the Company's certificate of incorporation to effect a reverse split of shares of the Company's common stock and convertible preferred stock on a 1-for-4 basis, which was effected on January 27, 2021. All references to convertible preferred stock, common stock, options to purchase common stock, restricted stock awards, restricted stock units, per share amounts and related information contained in the financial statements have been retroactively adjusted to reflect the effect of the reverse stock split for all periods presented.

15,000,000 Shares



Common Stock

Prospectus

Morgan Stanley

Goldman Sachs & Co. LLC

J.P. Morgan

BofA Securities

, 2021

PART II**INFORMATION NOT REQUIRED IN PROSPECTUS****Item 13. Other Expenses of Issuance and Distribution**

The following table sets forth the estimated costs and expenses, other than underwriting discounts and commissions, payable by us in connection with the sale of the common stock being registered.

	Amount Paid or to Be Paid
SEC registration fee	\$ 43,500
FINRA filing fee	60,013
Nasdaq listing fee	270,000
Transfer agent's fees and expenses	11,500
Printing and engraving expenses	375,000
Legal fees and expenses	1,800,000
Accounting fees and expenses	1,200,000
Miscellaneous	15,000
Total	<u>\$ 3,775,013</u>

Item 14. Indemnification of Directors and Officers

Section 145 of the Delaware General Corporation Law provides that a corporation may indemnify directors and officers as well as other employees and individuals against expenses (including attorneys' fees), judgments, fines, and amounts paid in settlement actually and reasonably incurred by such person in connection with any threatened, pending, or completed actions, suits, or proceedings in which such person is made a party by reason of such person being or having been a director, officer, employee, or agent to the registrant. The Delaware General Corporation Law provides that Section 145 is not exclusive of other rights to which those seeking indemnification may be entitled under any bylaw, agreement, vote of stockholders or disinterested directors or otherwise. Article 9 of the registrant's amended and restated certificate of incorporation provides for indemnification by the registrant of its directors, officers, and employees to the fullest extent permitted by the Delaware General Corporation Law. The registrant has entered into indemnification agreements with each of its current directors, executive officers, and certain other officers to provide these directors and officers additional contractual assurances regarding the scope of the indemnification set forth in the registrant's amended and restated certificate of incorporation and amended and restated bylaws and to provide additional procedural protections. There is no pending litigation or proceeding involving a director or executive officer of the registrant for which indemnification is sought.

Section 102(b)(7) of the Delaware General Corporation Law permits a corporation to provide in its certificate of incorporation that a director of the corporation shall not be personally liable to the corporation or its stockholders for monetary damages for breach of fiduciary duty as a director, except for liability (i) for any breach of the director's duty of loyalty to the corporation or its stockholders, (ii) for acts or omissions not in good faith or which involve intentional misconduct or a knowing violation of law, (iii) for unlawful payments of dividends or unlawful stock repurchases, redemptions, or other distributions, or (iv) for any transaction from which the director derived an improper personal benefit. The registrant's amended and restated certificate of incorporation provides for such limitation of liability.

The registrant maintains standard policies of insurance under which coverage is provided (a) to its directors and officers against loss rising from claims made by reason of breach of duty or other wrongful act, and (b) to the registrant with respect to payments that may be made by the registrant to such officers and directors pursuant to the above indemnification provision or otherwise as a matter of law.

[Table of Contents](#)

The proposed form of underwriting agreement to be filed as Exhibit 1.1 to this registration statement provide for indemnification of directors and officers of the registrant by the underwriters against certain liabilities.

Item 15. Recent Sales of Unregistered Securities

Since its inception in July 2018, the registrant has sold the following securities without registration under the Securities Act of 1933:

- (a) From July 2018 to September 2018, the registrant issued 22,388,250 shares of its common stock for proceeds of approximately \$1,000.
- (b) In September 2018, the registrant issued convertible promissory notes for an aggregate principal amount of \$1.1 million.
- (c) In October 2018, the registrant issued 11,462,500 shares of its Series A-1 convertible preferred stock at a price of \$4.00 per share for aggregate proceeds of \$45.9 million, including conversion of the convertible promissory notes of an aggregate principal amount of \$1.1 million issued in September 2018.
- (d) In February 2019, the registrant issued 54,036,865 shares of its Series A-2 convertible preferred stock at \$4.00 per share for gross proceeds of \$216.1 million, issued 36,441,583 shares of its Series A-2 convertible preferred stock, and 691,636 shares of its restricted common stock awards in connection with its acquisition of Cobalt Biomedicine, Inc.
- (e) In February and March 2019, the registrant issued an aggregate of 2,981,927 shares of its Series A-2 convertible preferred stock in connection with the entry into certain intellectual property license arrangements.
- (f) In October 2019, the registrant issued 1,966,667 shares of its Series A-2 convertible preferred stock at \$4.00 per share for gross proceeds of \$7.9 million.
- (g) In June 2020, the registrant issued 27,223,170 shares of its Series B convertible preferred stock at \$16.00 per share for gross proceeds of \$435.6 million.
- (h) In June and December 2020, the registrant issued 100,000 shares of its common stock in connection with intellectual property license arrangements.
- (i) The registrant has granted equity awards to 302 individuals consisting of its directors, officers, employees, and consultants, which awards consisted of 15,774,442 options to purchase an aggregate of 15,774,442 shares of its common stock at exercise prices ranging from \$1.44 to \$10.12 per share, 6,839,371 restricted stock awards issued at prices ranging from \$0.48 to \$1.44 per share, and 345,814 restricted stock units at \$1.44 per share; and
- (j) the registrant has issued an aggregate of 129,344 shares of its common stock upon the exercise of options for aggregate proceeds of approximately \$186,693.

The offers, sales, and issuances of the securities described in Item 15(a) through 15(e) were exempt from registration under the Securities Act in reliance upon Section 4(a)(2) of the Securities Act or Regulation D promulgated thereunder as transactions by an issuer not involving any public offering. The recipients of the securities in each of these transactions represented their intentions to acquire the securities for investment only and not with a view to or for sale in connection with any distribution thereof, and appropriate legends were placed upon the stock certificates issued in these transactions. All recipients had adequate access, through their relationships with us, to information about our company.

[Table of Contents](#)

The offers, sales, and issuances of the securities described in Item 15(f) through 15(g) were exempt from registration under the Securities Act under either Rule 701, in that the transactions were under compensatory benefit plans and contracts relating to compensation, or under Section 4(a)(2) of the Securities Act in that the transactions were between an issuer and members of its senior executive management and did not involve any public offering within the meaning of Section 4(a)(2). The recipients of such securities were our employees, directors or consultants. Appropriate legends were affixed to the securities issued in these transactions.

Item 16. Exhibits and Financial Statement Schedules

See the Exhibit Index attached to this registration statement, which Exhibit Index is incorporated herein by reference.

Schedules not listed above have been omitted because the information required to be set forth therein is not applicable or is shown in the financial statements or notes thereto.

Item 17. Undertakings

- (a) Insofar as indemnification for liabilities arising under the Securities Act may be permitted to directors, officers, and controlling persons of the registrant pursuant to the foregoing provisions, or otherwise, the registrant has been advised that in the opinion of the Securities and Exchange Commission such indemnification is against public policy as expressed in the Securities Act and is, therefore, unenforceable. In the event that a claim for indemnification against such liabilities (other than the payment by the registrant of expenses incurred or paid by a director, officer, or controlling person of the registrant in the successful defense of any action, suit, or proceeding) is asserted by such director, officer, or controlling person in connection with the securities being registered hereunder, the registrant will, unless in the opinion of its counsel the matter has been settled by controlling precedent, submit to a court of appropriate jurisdiction the question of whether such indemnification by it is against public policy as expressed in the Securities Act and will be governed by the final adjudication of such issue.
- (b) The undersigned registrant hereby undertakes that:
 - (i) For purposes of determining any liability under the Securities Act, the information omitted from the form of prospectus filed as part of this registration statement in reliance upon Rule 430A and contained in a form of prospectus filed by the registrant pursuant to Rule 424(b)(1) or (4) or 497(h) under the Securities Act shall be deemed to be part of this registration statement as of the time it was declared effective.
 - (ii) For the purpose of determining any liability under the Securities Act, each post-effective amendment that contains a form of prospectus shall be deemed to be a new registration statement relating to the securities offered therein, and the offering of such securities at that time shall be deemed to be the initial bona fide offering thereof.

EXHIBIT INDEX

<u>Exhibit Number</u>	<u>Exhibit Description</u>
1.1+	Form of Underwriting Agreement
2.1(a)+	Agreement and Plan of Merger, dated as of December 20, 2018, by and among the Registrant, Sana Biotechnology IV, Inc. (Merger Sub), Cobalt Biomedicine, Inc. (Cobalt), and VentureLabs VI, Inc., solely in its capacity as the Stockholders' Representative (the Stockholders' Representative)
2.1(b)+	First Amendment to Agreement and Plan of Merger, dated as of January 29, 2019, by and among the Registrant, Merger Sub, Cobalt, and the Stockholders' Representative
2.1(c)+	Second Amendment to Agreement and Plan of Merger, dated as of February 8, 2019, by and among the Registrant, Merger Sub, Cobalt, and the Stockholders' Representative
2.2+	Stock Purchase Agreement, dated as of November 12, 2019, by and among the Registrant, Cytocardia, Inc. (Cytocardia), each of the stockholders of Cytocardia, and Scott Thies, as Sellers' Representative
2.3+	Stock Purchase Agreement, dated as of September 10, 2020, by and among the Registrant, Oscine Holdings, LLC (Oscine), and each of the members of Oscine
3.1+	Amended and Restated Certificate of Incorporation, as amended, currently in effect
3.2+	Form of Amended and Restated Certificate of Incorporation, to be in effect immediately prior to the completion of this offering
3.3+	Bylaws, as amended, currently in effect
3.4+	Form of Amended and Restated Bylaws, to be in effect immediately prior to the completion of this offering
4.1	Reference is made to Exhibits 3.1 through 3.4
4.2+	Form of Common Stock Certificate
5.1+	Opinion of Latham & Watkins LLP
10.1+	Amended and Restated Investors' Rights Agreement, dated February 13, 2019, by and among the Registrant and the investors listed therein
10.2+	Form of Indemnification and Advancement Agreement for directors and officers
10.3(a)#+	2018 Equity Incentive Plan, as amended
10.3(b)#+	First Amendment to 2018 Equity Incentive Plan, dated as of November 9, 2020
10.3(c)#+	Second Amendment to 2018 Equity Incentive Plan, dated as of December 4, 2020
10.3(d)#+	Form of Stock Option Agreement under 2018 Equity Incentive Plan
10.4(a)#+	2021 Incentive Award Plan
10.4(b)#+	Form of Stock Option Grant Notice and Stock Option Agreement under the 2021 Incentive Award Plan
10.4(c)#+	Form of Restricted Stock Award Grant Notice and Restricted Stock Award Agreement under the 2021 Incentive Award Plan
10.4(d)#+	Form of Restricted Stock Unit Award Grant Notice and Restricted Stock Unit Award Agreement under the 2021 Incentive Award Plan

Table of Contents

<u>Exhibit Number</u>	<u>Exhibit Description</u>
10.5#+	<u>Employee Stock Purchase Plan</u>
10.6#+	<u>Offer Letter and Employment Agreement by and between the Registrant and Steven D. Harr, M.D., dated as of September 27, 2018</u>
10.7#+	<u>Offer Letter and Employment Agreement by and between the Registrant and Richard Mulligan, Ph.D., dated as of April 23, 2020</u>
10.8#+	<u>Offer Letter and Employment Agreement by and between the Registrant and Christian Hordo, dated as of November 10, 2018</u>
10.9#+	<u>Offer Letter and Employment Agreement by and between the Registrant and Nathan Hardy, dated as of October 8, 2018</u>
10.10#+	<u>Offer Letter and Employment Agreement by and between the Registrant and James J. MacDonald, dated as of October 2, 2018</u>
10.11#+	<u>Non-Employee Director Compensation Program</u>
10.12(a)†+	<u>License Agreement, effective as of February 17, 2016, by and between Flagship Pioneering Innovations V, Inc. (Flagship Innovations V) and Cobalt Biomedicine, Inc. (Cobalt)</u>
10.12(b)†+	<u>First Amendment to License Agreement, dated as of February 14, 2019, by and between Flagship Innovations V and Cobalt</u>
10.13(a)†+	<u>Patents Sub-License Agreement, dated August 16, 2018, by and between La Societe Pulsalys (Pulsalys) and Cobalt</u>
10.13(b)†+	<u>Amendment No. 1 to Patents Sub-License Agreement, dated May 26, 2020, by and between Pulsalys and Cobalt</u>
10.14†+	<u>Exclusive License Agreement, dated March 22, 2019, by and between the Registrant and the Regents of the University of California (The Regents) acting through the Technology Development Group of the University of California, Los Angeles (UCLA)</u>
10.15(a)†+	<u>License Agreement, dated as of March 19, 2019, by and between the Registrant and President and Fellows of Harvard College (Harvard)</u>
10.15(b)†+	<u>Amendment No. 1 to License Agreement, dated as of June 10, 2019, by and between the Registrant and Harvard</u>
10.15(c)†+	<u>Amendment No. 2 to License Agreement, dated as of December 15, 2020, by and between the Registrant and Harvard</u>
10.16(a)†+	<u>Exclusive License Agreement, effective on January 2, 2019, by and between the Registrant and The Regents, acting through its Office of Technology Management, University of California San Francisco (UCSF)</u>
10.16(b)†+	<u>Amendment No. 1 to Exclusive License Agreement, effective on December 3, 2020, by and between the Registrant and UCSF</u>
10.17†+	<u>Exclusive License Agreement, effective on November 14, 2019, by and between the Registrant and Washington University</u>
10.18†+	<u>Exclusive License Agreement, effective on September 1, 2020, by and between the Registrant and Washington University</u>
10.19†+	<u>Amended and Restated Exclusive Patent License Agreement, dated September 10, 2020, by and among the Registrant, Oscine Corp., and University of Rochester</u>

Table of Contents

<u>Exhibit Number</u>	<u>Exhibit Description</u>
10.20(a)†+	<u>Seed Bank Supply Agreement, dated as of July 9, 2018, by and between Oscine Therapeutics (U.S.) Inc. (Oscine Affiliate) and Hadasit Medical Research Services and Development Ltd. (Hadasit)</u>
10.20(b)†+	<u>Amendment No. 1 to Seed Bank Supply Agreement, dated as of July 9, 2018, by and among the Registrant, Oscine Affiliate, and Hadasit</u>
10.20(c)†+	<u>Amendment No. 2 to Seed Bank Supply Agreement, dated as of January 6, 2021, by and among the Registrant, Oscine Affiliate, and Hadasit</u>
10.21(a)†+	<u>Exclusive Start-Up License Agreement, effective on October 9, 2018, by and between Cytocardia, Inc. (Cytocardia) and the University of Washington, acting through UW CoMotion (UW)</u>
10.21(b)†+	<u>Amendment No. 1 to Exclusive Start-Up License Agreement, effective on November 6, 2019, by and between Cytocardia and UW</u>
10.21(c)†+	<u>Amendment No. 2 to Exclusive Start-Up License Agreement, effective on July 16, 2020, by and between Cytocardia and UW</u>
10.21(d)†+	<u>Assignment of Exclusive Start-Up License Agreement, effective on November 11, 2020, by and among UW, Cytocardia and the Registrant</u>
10.21(e)†+	<u>Amendment No. 4 to Exclusive Start-Up License Agreement, effective on January 21, 2021 by and between the Registrant and UW</u>
10.22#+	<u>Offer Letter and Employment Agreement by and between the Registrant and Sunil Agarwal, M.D., dated as of May 20, 2019</u>
10.23†	<u>Non-Exclusive License and Development Agreement by and between the Registrant and Fujifilm Cellular Dynamics, Inc., effective on February 1, 2021</u>
21.1+	<u>List of subsidiaries</u>
23.1	<u>Consent of Independent Registered Public Accounting Firm</u>
23.2+	<u>Consent of Latham & Watkins LLP (included in Exhibit 5.1)</u>
24.1+	<u>Power of Attorney (reference is made to the signature page to the Registration Statement)</u>

+ Previously filed.

Indicates management contract or compensatory plan.

† Certain portions of this document that constitute confidential information have been redacted in accordance with Regulation S-K, Item 601(b)(10).

SIGNATURES

Pursuant to the requirements of the Securities Act of 1933, the registrant has duly caused this registration statement to be signed on its behalf by the undersigned, thereunto duly authorized, in the City of Seattle, State of Washington, on the 1st day of February, 2021.

SANA BIOTECHNOLOGY, INC.

By: /s/ Steven D. Harr, M.D.

Name: Steven D. Harr, M.D.

Title: President and Chief Executive Officer

Pursuant to the requirements of the Securities Act of 1933, this registration statement has been signed by the following persons in the capacities and on the dates indicated.

<u>Signature</u>	<u>Title</u>	<u>Date</u>
<u>/s/ Steven D. Harr, M.D.</u> Steven D. Harr, M.D.	Chief Executive Officer and Director (principal executive officer)	February 1, 2021
<u>/s/ Nathan Hardy</u> Nathan Hardy	Chief Financial Officer (principal financial and accounting officer)	February 1, 2021
<u>*</u> Hans E. Bishop	Chairman of the Board	February 1, 2021
<u>*</u> Joshua H. Bilenker, M.D.	Director	February 1, 2021
<u>*</u> Douglas Cole, M.D.	Director	February 1, 2021
<u>*</u> Richard Mulligan, Ph.D.	Director	February 1, 2021
<u>*</u> Robert Nelsen	Director	February 1, 2021
<u>*</u> Alise S. Reicin, M.D.	Director	February 1, 2021
<u>*</u> Michelle Seitz	Director	February 1, 2021
<u>*</u> Geoffrey von Maltzahn, Ph.D.	Director	February 1, 2021
<u>*</u> Mary Agnes (Maggie) Wilderotter	Director	February 1, 2021
<u>*</u> Patrick Y. Yang, Ph.D.	Director	February 1, 2021

*By: /s/ Steven D. Harr, M.D.

Steven D. Harr, M.D.

Attorney-in-Fact

Confidential

CERTAIN CONFIDENTIAL INFORMATION IN THIS DOCUMENT, MARKED BY [*], HAS BEEN OMITTED BECAUSE IT IS BOTH (I) NOT MATERIAL AND (II) WOULD BE COMPETITIVELY HARMFUL IF PUBLICLY DISCLOSED**

NON-EXCLUSIVE LICENSE AND DEVELOPMENT AGREEMENT

This Non-Exclusive License and Development Agreement (the “**Agreement**”) is entered into and made effective as of the 1st day of February, 2021 (the “**Effective Date**”), by and between FUJIFILM CELLULAR DYNAMICS, INC., having a place of business at 525 Science Drive, Madison, WI 53711 (“**FCDI**”), and SANA BIOTECHNOLOGY, INC., having a place of business at 188 East Blaine Street, Suite 400, Seattle, WA 98102 (“**Licensee**”). Each of FCDI and Licensee is sometimes referred to herein as a “**Party**,” and collectively they are sometimes referred to as the “**Parties**.”

RECITALS

WHEREAS, FCDI possesses rights to certain intellectual property related to [***].

WHEREAS, Licensee is engaged in the research and development of cell therapies for human use in the treatment of various diseases.

WHEREAS, the Parties have entered into those certain MTAs (defined below).

WHEREAS, FCDI desires to grant to Licensee, and Licensee wishes to acquire from FCDI, a non-exclusive right and license under certain patent rights of FCDI and in-licensed from the Wisconsin Alumni Research Foundation, subject to the terms and conditions set forth herein.

AGREEMENT

NOW, THEREFORE, for good and valuable consideration, the receipt and sufficiency of which are hereby acknowledged, the Parties intending to be legally bound, hereby agree as follows:

1. Definitions. Capitalized terms shall have the meaning set forth herein.

“**Affiliate**” shall mean, with respect to a Party, any Person that, directly or indirectly, through one or more intermediaries, controls, is controlled by, or is under common control with such Party. For purposes of this definition only, “control” shall mean (a) the direct or indirect ownership of greater than fifty percent (50%) (or such maximum lesser percentage allowed to be owned by a foreign owner in a particular jurisdiction) of the outstanding voting securities of such Party, or (b) if such Person directly or indirectly possesses the power to direct or cause the direction of the management and policies of a Party by any means whatsoever.

“**Agreement**” shall have the meaning set forth in the Preamble.

“**Approved iPSC Line(s)**” shall mean one or more clones of any of the iPSC Line(s) set forth in Exhibit A, together with such other iPSC Lines as agreed in writing from time-to-time by the Parties to be added to Exhibit A pursuant to Section 2.10 (Access to Additional iPSC Lines), if any. For the avoidance of doubt, Approved iPSC Line(s) include any Progeny of any such iPSC Line(s).

“**Bankruptcy Code**” shall have the meaning set forth in Section 14.2.3(a) (Termination by Licensee).

“**BLA**” shall mean a biologics license application, as defined in the United States Public Health Service Act, as amended, and the regulations promulgated thereunder, as filed with the FDA or any comparable application filed with the Regulatory Authority of a country, group of countries or territory other than the United States to obtain approval to market a Specified Product in such country, group of countries or territory.

“**Cell Line Regulatory Submissions**” shall mean any Regulatory Submissions solely to the extent related to reprogramming of human somatic cells to Approved iPSC Lines (that are cGMP-grade iPSC Lines) from which a Specified Product is directly or indirectly is Derived. Cell Line Regulatory Submissions include all drug master files and their equivalents, but expressly exclude Product Regulatory Submissions.

“**cGMP**” shall mean, with respect to an Approved iPSC Line, applied Current Good Manufacturing Practice (cGMP) as defined in (i) those sections applicable to 21 CFR Part 210, 211, 600, and 610, and (ii) EudraLex Volume 4 Part II – Basic Requirements for Active Substances used as Starting Materials and ICH Q7, commensurate with the intended use of this material.

“**cGMP-grade iPSC Line**” shall mean any iPSC Line transferred by FCDI to Licensee pursuant to the further written agreement of the Parties as contemplated in Section 2.10 (Access to Additional iPSC Lines) hereof.

“**Charitable Dispositions**” shall mean transfers or other dispositions of Specified Products for no consideration or for consideration at or below the cost of manufacture thereof, in commercially reasonable quantities, for charitable or benevolent (e.g., early access programs, named patient sales, etc.), non-clinical or preclinical studies, clinical trials (including investigator-initiated studies), regulatory or governmental purposes (i.e., required or requested by a governmental authority to be supplied to a governmental authority for use by such governmental authority).

“**Clinical Activities**” shall mean the performance of any human clinical trial using a Specified Product, and manufacturing and development work pertaining to such Specified Product and its therapeutic use subsequent to the commencement of such clinical trial but prior to commencement of Commercial Activities.

“**Combination Product**” shall mean a Specified Product that contains or uses at least one other product, process, service, or therapy (including another therapeutically active ingredient, delivery device, or component thereof) that is not Covered by any Valid Claim (a “**Combination Product Component**”), where (a) if such Combination Product Component were removed from such combined product or service, the manufacture, use, sale or import of the remaining product or service (the “**Licensed Component**”) in or into a particular country would infringe, but for the

license herein, the same Valid Claim in such country as would be infringed, but for the license herein, by the manufacture, use, sale or import of such product or service when not a part of such combined product or service, (b) such Combination Product Component could, if so formulated or designed, be Sold separately from such combined product or service, and (c) such Combination Product Component has independent, economic value such that the market price of such combined product or service is or would be higher as a result of the inclusion of such Combination Product Component than the market price for the applicable product or service not in combination with such Combination Product Component.

“**Combination Product Component**” shall have the meaning set forth in the definition of “Combination Product.”

“**Commercial Activities**” shall mean the commercialization of any Specified Product and manufacturing associated with the support of such activities. For the avoidance of doubt, Commercial Activities shall include the manufacture for sale of any Specified Product, such as manufacturing to build inventory in anticipation of Regulatory Approval for such Specified Product (for use following such Regulatory Approval) and manufacturing of Specified Product following approval for sale by pertinent Regulatory Authorities and the other commercialization of such Specified Product, i.e., the offering for sale (including marketing and promotion), distribution and selling and importation of such Specified Product.

“**Confidential Information**” shall mean the existence and the terms of this Agreement and any and all proprietary or confidential information of FCIDI or Licensee that may be exchanged between them at any time and from time to time during the term of this Agreement that is (a) in written or other tangible medium and designated or marked as confidential, or (b) orally, visually or physically disclosed, and designated as confidential at the time of such disclosure and confirmed to be confidential in writing within [***] after such disclosure by delivery to the receiving Party of a written document(s) describing the information, and referencing the place and date of such oral, visual or physical disclosure; *provided* that any business information or technical information required to be delivered to the other Party under this Agreement shall be deemed marked for the purposes of this clause (b). In the event neither (a) nor (b) above apply, information disclosed by one Party to the other will still be considered Confidential Information in the event that the context of its disclosure or the nature of its contents is such that it would be reasonable to infer that such information is confidential. Information shall not be considered proprietary or confidential to the extent that the receiving Party can establish by competent proof that it:

- (a) was or became publicly available through no act or omission of the receiving Party in violation of this Agreement; or
- (b) was known by the receiving Party prior to the date of receipt thereof, which knowledge was acquired other than from the disclosing Party (or such Party’s employees or others owing such Party an obligation of confidentiality);
- (c) was subsequently disclosed to the receiving Party by a Third Party who had a right to make such disclosure; or

- (d) was entirely independently developed by the receiving Party without use of, or reference to, the disclosing Party's Confidential Information.

“Control,” “Controls,” or “Controlled” shall mean, with respect to any know-how, patents, proprietary information or trade secrets, or other intellectual property rights (collectively, **“Rights”**), the legal authority or right (whether by ownership, license or otherwise but excluding rights granted pursuant to this Agreement) of a Party to grant a license or a sublicense of or under such Rights to the other Party without breaching the terms of any agreement with a Third Party or misappropriating the proprietary information or trade secrets of a Third Party.

“Cover” shall mean, with respect to a given product, process, method or service, that a Valid Claim would (absent a license thereunder or ownership thereof) be infringed (or, with respect to a pending patent application, would infringe such Valid Claim, if it were to issue) by the making, using, selling, offering for sale, importation or other exploitation of such product, process, method or service. Cognates of the word “Cover” shall have correlative meanings.

“Defending Party” shall have the meaning set forth in Section 7.5 (Infringement Actions).

“Derivative Cells” shall mean (a) stem cells that are created by or on behalf of Licensee from an Approved iPSC Line and that differ from the Approved iPSC Line as a result of manipulation (genetic or otherwise) to the Approved iPSC Line, for example, [***], and that are capable, through cellular division, of replication in culture and are Pluripotent (as defined in this clause (a), **“Pluripotent Derivative Cells”**); or (b) cells that are not Pluripotent, *e.g.*, [***], and that are (i) partially differentiated cells, *e.g.*, [***], or (ii) terminally differentiated cells (as defined in this clause (b), **“Non-Pluripotent Derivative Cells”**).

“Derived” shall mean descended from, cultured from, or otherwise modified from, whether directly (i.e., from an original cell) or indirectly (i.e., from any Progeny of such original cell or from any Progeny of such Progeny, and so on, or from any cell that is a modification (e.g., genome-edited cell) of any original cell or any Progeny, and so on).

“Developments” shall have the meaning set forth in the WARF In-License Agreement.

“Dispute” shall have the meaning set forth in Section 17.5 (Dispute Resolution).

“Distribute,” “Distributed” or “Distribution” shall mean, by or on behalf of Licensee, the transferring to Licensee Service Providers, offering to transfer to Licensee Service Providers and (for such purposes) using and importing the Approved iPSC Line(s), but only strictly in accordance with, and subject to, the terms and conditions of this Agreement.

“Effective Date” shall have the meaning set forth in the Preamble.

“Efficacy Supplement” shall mean a supplement to a Regulatory Approval, including a BLA, proposing to make one or more related changes to a product's labeling, including adding or modifying an indication, pursuant to 21 CFR § 314.3, filed with the FDA, or an equivalent supplement filed with any Regulatory Authority proposing such equivalent changes to a product's labeling.

“**EMA**” shall mean the European Medicines Agency (or any equivalent successor agency).

“**Excluded Field**” shall mean the use of an Approved iPSC Line, its Derivative Cells or the Licensed IP (a) to manufacture or commercialize any product other than a Specified Product, (b) to deliver services to, or to conduct research for the benefit of, any Third Party, including the conduct of sponsored research for the benefit of any Third Party, (c) to screen compounds, or (d) for any diagnostic use.

“**Executive Officers**” shall have the meaning set forth in Section 17.5 (Dispute Resolution).

“**FCDI**” shall have the meaning set forth in the Preamble.

“**FCDI Indemnitee**” shall have the meaning set forth in Section 8.1.1 (Licensee Indemnification).

“**FCDI Licensed Patent Right(s)**” shall mean those Licensed Patent Rights identified on Exhibit B hereto as being owned by FCDI and sublicensed to Licensee pursuant to this Agreement.

“**FD&C Act**” shall mean the United States Federal Food, Drug, and Cosmetic Act (21 U.S.C. § 301 et seq.), as amended, and the rules and regulations promulgated thereunder, and any successor legislation thereto.

“**FDA**” shall mean the United States Food and Drug Administration or any successor agency thereto.

“**Field**” shall mean in humans (a) the use of [***] that are Derivative Cells of an Approved iPSC Line for the treatment, prevention, palliation or prophylaxis of any of (i) [***], (ii) [***], (iii) [***], or (iv) [***]; (b) the use of [***] that are Derivative Cells of an Approved iPSC Line for the treatment, prevention, palliation or prophylaxis of (A) [***] or (B) [***], (c) the use of [***] that are Derivative Cell of an Approved iPSC Line for the treatment, prevention, palliation, or prophylaxis of any of (I) [***], (II) [***], (III) [***], or (IV) [***] and (d) the use of [***] that are Derivative Cells of an Approved iPSC Line for the treatment, prevention, palliation or prophylaxis of any [***] disease or disorder.

“**First Commercial Sale**” shall mean, with respect to a Specified Product in any country, the first sale for end use or consumption by the general public of such Specified Product in such country after Regulatory Approval for such Specified Product has been granted in such country by the pertinent Regulatory Authority. First Commercial Sale excludes any sale or other distribution of a product for no consideration or for consideration at or below the cost of manufacture thereof, in commercially reasonable quantities, for charitable or benevolent (*e.g.*, early access programs, named patient sales, etc.), non-clinical or preclinical studies, clinical trials (including investigator-initiated studies), regulatory or governmental purposes (*i.e.*, required or requested by a governmental authority to be supplied to a governmental authority for use by such governmental authority).

“**IND**” shall mean an investigational new drug application, as defined in the FD&C Act that is required to be filed with the FDA before beginning clinical testing of a Specified Product in human subjects, or an equivalent foreign filing.

“**Internal Research**” shall mean research, pre-clinical development, non-clinical development and Limited Manufacturing conducted at Licensee’s or a Licensee Service Provider’s premises by Licensee, by a Permitted Sublicensee, or by a Licensee Service Provider solely for the benefit of Licensee or a Permitted Sublicensee, and excluding Clinical Activities and Commercial Activities. For the avoidance of doubt, all other activities, including any activities involving: (a) the manufacture (other than Limited Manufacturing) or commercialization of Derivative Cells; (b) the providing of services to, or conducting research for the benefit of, Third Parties, using any Approved iPSC Line, any Derivative Cells or any compositions or materials that incorporate wholly or partially an Approved iPSC Line; (c) the performance of human or animal clinical trials or any development work subsequent to the commencement of clinical trials; (d) the use of an Approved iPSC Line or its constituent iPSCs in screening of compounds (*e.g.*, drug product candidates); or (e) any clinical, diagnostic or therapeutic (*i.e.*, treatment, preventative, palliative or prophylactic) uses, shall not be considered Internal Research.

“**iPSCs**” shall mean human stem cells that are Derived from adult somatic cells and that have the ability to differentiate into various cell types (cells with such ability are “**Pluripotent**”).

“**iPSC Line(s)**” shall mean one or more clones consisting of iPSCs and any Progeny thereof.

“**Licensed Component**” shall have the meaning set forth in the definition of “Combination Product.”

“**Licensed IP**” shall mean the Licensed Patent Rights and the Licensed Know-How.

“**Licensed Know-How**” shall mean the know-how Controlled by FCDI on the Effective Date or during the Term (i) that is embodied in the Approved iPSC Line or is necessary or reasonably useful to make Progeny of Approved iPSC Lines and use or have used Approved iPSC Lines to research, develop, make, have made, use, have used, and import Licensed Products or to research, develop, make, have made, use, have used, sell, offer for sale, import, and otherwise exploit Specified Products for Specified Indications for Internal Research, Clinical Activities, and Commercial Activities and (ii) that is disclosed or otherwise transferred by FCDI, in its sole and absolute discretion, as contemplated in Section 2.2 (Clinical and Therapeutic Use License); excluding, for clarity, any of the foregoing that is know-how related to the derivation of [***], directly or indirectly, from an Approved iPSC Line.

“**Licensed Patent Rights**” shall mean rights arising out of or resulting from (a) the patents and patent applications set forth in Exhibit B, together with all divisionals, continuations, reissues, reexaminations, and extensions (and any patents and divisionals from those patents), so long as such patents have not been held invalid or unenforceable by a court of competent jurisdiction from which there is no appeal or, if appealable, from which no appeal has been taken (and the period in which such appeal may be taken has expired) and (b) all other patents and patent applications Controlled by FCDI during the Term that are necessary or useful to make, by practice of the [***],

Progeny of Approved iPSC Lines to make Progeny of Approved iPSC Lines and use or have used Approved iPSC Lines to research, develop, make, have made, use, have used, and import Licensed Products or to research, develop, make, have made, use, have used, sell, offer for sale, import, and otherwise exploit Specified Products for Specified Indications for Internal Research, Clinical Activities, and Commercial Activities; excluding, for clarity, any of the foregoing that is a patent or patent application related to the derivation of [***], directly or indirectly, from an Approved iPSC Line.

“**Licensed Product**” shall mean one or more human cell therapy products each of which is a [***], [***], [***] or [***], in any case, whether [***], however Derived, and (a) that is [***], and (b) that is [***].

“**Licensee**” shall have the meaning set forth in the Preamble.

“**Licensee Indemnitee**” shall have the meaning set forth in Section 8.1.2 (FCDI Indemnification).

“**Licensee Service Provider**” shall mean a Third Party such as a contract research organization, contract manufacturers, contract laboratory organizations, distributors and other similar service provider (a) with whom Licensee is permitted to contract to engage in Internal Research (which may include Limited Manufacturing for such purpose) solely for Licensee, (b) with whom a Permitted Sublicensee is permitted to contract to engage in Internal Research solely for such Permitted Sublicensee (which may include Limited Manufacturing for such purpose), using Approved iPSC Line(s) or, for the avoidance of doubt, Derivative Cells or (c) with whom Licensee or its Permitted Sublicensees have contracted for research, development, manufacturing or commercialization purposes for Clinical Activities or Commercial Activities but only under and in accordance with the license granted to Licensee under Section 2.2 (Clinical and Therapeutic Use License). Such permission shall be established by Licensee or its Permitted Sublicensee and such Third Party having entered into a Licensee Service Provider Agreement with Licensee. For the avoidance of doubt, an institution engaged by Licensee to conduct sponsored research for Licensee that constitutes Internal Research may be a Licensee Service Provider, subject to the terms of this definition, Sections 2.1 (Research License) and 2.3 (Limited Right to Sublicense).

“**Licensee Service Provider Agreement**” shall mean an agreement whereby a Third Party is engaged by Licensee or a Permitted Sublicensee to conduct (a) research or Limited Manufacturing using an Approved iPSC Line or, for the avoidance of doubt, Derivative Cells, for Internal Research, or (b) Clinical Activities or Commercial Activities using an Approved iPSC Line or, for the avoidance of doubt, Derivative Cells, but only under and in accordance with the license granted to Licensee under Section 2.2 (Clinical and Therapeutic Use License), in either case (a) or (b) solely on behalf of Licensee or a Permitted Sublicensee pursuant to which such Third Party expressly agrees for the benefit of FCDI to be bound (i) in the case of Licensee by the applicable terms and conditions of this Agreement and (ii) in the case of a Permitted Sublicensee by an applicable written agreement entered into between Licensee and a Licensee Service Provider or between a Permitted Sublicensee and its Licensee Service Provider that is subject to the terms and conditions of this Agreement as applicable to Licensee or such Permitted Sublicensee, as applicable.

“**Limited Manufacturing**” shall mean manufacturing for Internal Research and in preparation for Clinical Activities.

“**Losses**” shall have the meaning set forth in Section 8.1.1 (Licensee Indemnification).

“**Major European Markets**” shall mean France, Germany, Italy, Spain and the United Kingdom.

“**Milestone**” shall have the meaning set forth in Section 4.3 (Development and Sales Milestones).

“**MTA(s)**” shall mean (a) that certain HLA Line Material Transfer Agreement entered into by the Parties as of June 27, 2019, as amended by Amendment No. 1 thereto effective August 22, 2019 and by Amendment No. 2 thereto effective June 2, 2020 and (b) that certain iPSC Line Material Transfer Agreement entered into by the Parties as of June 2, 2020.

“**Net Sales**” shall mean, with respect to Specified Products, [***]

(e) Notwithstanding anything to the contrary herein, for purposes of the calculation or determination of Net Sales with respect to a Combination Product, in no event shall Net Sales represent less than [***] of Combination Product Net Sales.

“**Non-Pluripotent Derivative Cells**” shall have the meaning set forth in the definition of “Derivative Cells.”

“**Party**” or “**Parties**” shall have the meaning set forth in the Preamble.

“**Patent Challenge**” shall mean with respect to specified Licensed Patent Rights, any direct or indirect (through the actions of another acting on Licensee’s, its Affiliate’s, or a Permitted Sublicensee’s behalf or upon its or their instruction) dispute or challenge, or any knowing, willful or reckless assistance in the dispute or challenge, of the validity, inventorship, ownership or enforceability of such Licensed Patent Right or any claim thereof, or opposition or assistance in the opposition of the grant of any letters patent within such Licensed Patent Rights, or any disparagement of such Licensed Patent Rights or raising of any issue of such Licensed Patent Rights’ compliance with or sufficiency under applicable patent laws, regulations or administrative rules, in any legal or administrative proceedings in a court of law, before the United States Patent and Trademark Office or other similar agency or tribunal in any jurisdiction, or in arbitration including, without limitation, by reexamination, *inter partes* review, opposition, interference, post-grant review, nullity proceeding, preissuance submission, third party submission, derivation proceeding or declaratory judgment action.

“**Permissible Deductions**” shall mean all the following [***].

“**Permitted Sublicensee**” shall mean a Third Party receiving a grant of rights pursuant to Section 2.3 (Limited Right to Sublicense) of this Agreement.

“**Person**” shall mean any natural person, corporation, firm, partnership or other legal entity.

“Pivotal Trial” shall mean a pivotal or registration clinical study or equivalent thereof (a) involving patients with a disease or condition of interest conducted to obtain sufficient efficacy and safety data to support Product Regulatory Submissions and labeling requirements for Regulatory Approval to market, sell and use a candidate drug or product and (b) that satisfies the requirements of either (i) 21 C.F.R. §312.21(c) or (ii) in jurisdictions outside of the United States, any equivalent regulation.

“Pluripotent” shall have the meaning set forth in the definition of “iPSC.”

“Pluripotent Derivative Cells” shall have the meaning set forth in “Derivative Cells.”

“Prior NDA” shall have the meaning set forth in Section 17.1 (Prior NDA).

“Product Regulatory Submissions” shall mean any Regulatory Submissions related to Licensed Products, other than Cell Line Regulatory Submissions. Product Regulatory Submissions include all INDs, BLAs, Efficacy Supplements, other applications for Regulatory Approval, health authority correspondences, and their equivalents.

“Progeny” shall mean unmodified replications (*i.e.*, daughter cells) of an iPSC that retain the ability, through cellular division, to replicate and to differentiate into one or more different cell types.

“Regulatory Approval” shall mean any license, registration, authorization, or approval (including any approval of a BLA, supplement or amendment, pre- and post- approval, pricing approval or labeling approval) of any national, supra-national, regional, state, or local regulatory agency, department, bureau, commission, council, or other governmental entity, necessary for the commercial manufacture, distribution, marketing, promotion, offer for sale, use, import, export, and sale of a Specified Product in a regulatory jurisdiction.

“Regulatory Authority” shall mean any national, regional, state, or local regulatory agency, department, bureau, commission, council, or other governmental entity in each country of the world involved in the granting of Regulatory Approval for a Specified Product.

“Regulatory Submission” shall mean any filing, application, or submission with any Regulatory Authority in support of the development, manufacture, commercialization or other exploitation of a pharmaceutical or biologic product (including to obtain, support or maintain Regulatory Approval from that Regulatory Authority), and all formal and informal, written, or electronic correspondence or communication with or from the relevant Regulatory Authority, as well as minutes of any material meetings, telephone conferences or discussions with the relevant Regulatory Authority.

“Research-grade iPSC Line” shall mean those iPSC Lines transferred by FCDI to Licensee pursuant to the MTAs that are set forth in, and identified as “Research-grade iPSC Lines” in, Exhibit A.

“Rest of World” shall mean any jurisdiction other than the United States, Japan, or any Major European Markets.

“**Right of Reference**” shall mean a “Right of Reference,” as that term is defined in 21 C.F.R. § 314.3(b) and any comparable right existing under the laws or regulations of any foreign country.

“**Rights**” shall have the meaning set forth in the definition of “Control.”

“**Royalty Report**” shall have the meaning set forth in Section 4.7 (Royalty Report).

“**Royalty Term**” shall have the meaning set forth in Section 4.5 (Royalties and Duration).

“**Sale**” shall mean, with respect to a Specified Product, the act of selling, leasing or otherwise transferring, providing, or furnishing for use for any consideration. Cognates of the word “Sale” shall have correlative meanings.

“**Specification Notice**” shall mean, on a Licensed Product-by-Licensed Product basis, that written notice given by Licensee to FCDI in accordance with Section 4.3 (Specification Notice and License Fee).

“**Specification Notice Window**” shall mean, on a Licensed Product-by-Licensed Product basis, the period of time starting on the Effective Date and ending on the earlier of (a) date that is [***] anniversary of the Effective Date, and (b) the date of the commencement of the first to occur of Clinical Activities or Commercial Activities for such Licensed Product or one or more diseases associated with such Licensed Product within the Field.

“**Specified Indication**” shall mean (i) the distinct disease identified in a Specification Notice for which an initial BLA for a Specified Product is filed and (ii) the distinct disease identified in a Specification Notice for which a separate Efficacy Supplement would be required following filing of an initial BLA for a Specified Product.

“**Specified Product**” shall mean a [***] and is identified in a Specification Notice and assigned a Specified Indication in a Specification Notice that would be distinguishable from all other Specified Products by virtue of the necessity under applicable laws, rules, and regulations to have in effect a separate BLA with respect to the composition of matter or active ingredient of such Specified Product as compared to the composition(s) of matter or active ingredient(s) of any other Specified Product.

“**Sunset Period Termination Date**” shall have the meaning set forth in Section 14.4 (Rights Upon Termination).

“**Term**” shall have the meaning set forth in Section 14.1 (Term).

“**Territory**” shall mean each country and jurisdiction throughout the world.

“**Third Party**” shall mean a Person other than FCDI or Licensee.

“**Third Party IP Claim**” shall have the meaning set forth in Section 7.5 (Infringement Actions).

“**Third Party IP Losses**” shall have the meaning set forth in Section 7.5 (Infringement Actions).

“**U.S. GAAP**” shall have the meaning set forth in the definition of “Net Sales.”

“**Valid Claim**” shall mean (a) a claim of an issued patent within the Licensed Patent Rights that has not lapsed, expired, been canceled, or become abandoned, and has not been held unpatentable, invalid, or unenforceable by a court or other appropriate body of competent jurisdiction, such determination being unappealable or unappealed from within the time allowed for appeal and that has not been admitted to be invalid or unenforceable through reissue or disclaimer or otherwise, or (b) a claim of a pending patent application within the Licensed Patent Rights that (i) [***]and (ii) [***].

“**WARF**” shall mean the Wisconsin Alumni Research Foundation.

“**WARF In-License Agreement**” shall mean that certain License Agreement entered into June 6, 2012, between FCDI and WARF, as amended, attached hereto in redacted form as Exhibit C, pursuant to which FCDI obtained the license under the WARF Licensed Patent Rights.

“**WARF Licensed Patent Rights**” shall mean those Licensed Patent Rights identified on Exhibit B hereto as being owned by WARF and sublicensed to Licensee pursuant to this Agreement.

“**WARF Side Letter**” shall mean that certain letter agreement among FCDI, WARF and Licensee, dated and effective as of February 1, 2021, regarding this Agreement.

2. Grant of License.

2.1. Research License. Subject to the terms and conditions of this Agreement, FCDI hereby grants to Licensee for a term of [***] from the Effective Date, a non-exclusive, non-transferable license under the Licensed IP [***]. The foregoing grant includes the right of Licensee to engage Licensee Service Providers pursuant to Licensee Service Provider Agreements, to transfer Approved iPSC Lines to them pursuant to this Agreement, and to sublicense the rights under this Section 2.1 (Research License) to Licensee Service Providers solely for the purposes of performance of Internal Research in the Field in the Territory. For the avoidance of doubt, the foregoing grant of rights to Licensee shall not include any rights in the Excluded Field.

2.2. Clinical and Therapeutic Use License. Subject to the terms and conditions of this Agreement, FCDI agrees to grant and does hereby grant to Licensee, without the need for further action by the Parties, a non-exclusive, royalty-bearing, non-transferable, sublicensable (in accordance with Section 2.3 (Limited Right to Sublicense) below) license under the Licensed IP [***]. For the avoidance of doubt, the foregoing grant of rights to Licensee shall not include any rights in the Excluded Field. For the further avoidance of doubt, the foregoing grant of rights to Licensee shall not include any rights to require, and FCDI shall have no obligation hereunder to make, any disclosure or other transfer to Licensee or any Third Party of any embodiment of any Licensed Know-How; any such disclosure or transfer would be made by FCDI, in its sole and absolute discretion. Notwithstanding anything to the contrary, Licensee shall be permitted to exercise the rights licensed under this Section 2.2 (Clinical and Therapeutic Use License) (i) only

with respect to a Specified Product in a Specified Indication and (ii) only upon the delivery of a Specification Notice and payment of the applicable license fee to FCDI under Section 4.3 (Specification Notice and License Fee). On a Licensed Product-by-Licensed Product basis, should Licensee (A) fail to deliver a Specification Notice designating such Licensed Product a Specified Product in a Specified Indication or (B) pay the applicable license fee, under Section 4.3 (Specification Notice and License Fee) prior to the expiration of the license granted under Section 2.1 (Research License), the license granted under this Section 2.2 (Clinical and Therapeutic Use License) for such Licensed Product shall terminate upon such expiration automatically and without any further action by the Parties.

2.3. Limited Right to Sublicense. Licensee shall be entitled to sublicense its rights granted under Section 2.2 (Clinical and Therapeutic Use License) with respect to each Specified Indication for each Specified Product to one Third Party sublicensee per such Specified Indication for such Specified Product in each country of the Territory provided that any sublicense by Licensee to an Affiliate shall not count toward the foregoing one Third Party sublicensee limitation but that any such Affiliate that is a sublicensee shall only be permitted to sublicense to only one Third Party sublicensee per such Specified Indication for such Specified Product in each country of the Territory. Such commercial rights shall not be further sublicensable through additional tiers by any such sublicensee of Licensee without FCDI's prior written consent not to be unreasonably withheld, denied or delayed, which consent may be contingent on receipt of consent from WARF. If FCDI consents to such sublicense request, FCDI shall promptly submit such sublicense request to WARF for and shall use commercially reasonable efforts to obtain WARF's consent thereto. Each such sublicense shall be subject to the terms and conditions of this Agreement and applicable provisions of the WARF In-License Agreement as expressly modified as set forth in the WARF Side Letter. Licensee and any Permitted Sublicensee shall have the right to contract with Licensee Service Providers to practice under Licensee's and such Permitted Sublicensee's "have made;" "have sold," or "have used" rights under the Licensed IP by or on behalf of Licensee or such Permitted Sublicensee, at the direction and for the sole benefit of Licensee or any such Permitted Sublicensee. Any such Licensee Service Providers are permitted to practice the Licensed IP solely for such purposes. Licensee shall promptly transmit (and in no event more than [***]) after entering into each sublicense with a Third Party as described in the first three sentences of this Section 2.3 (Limited Right to Sublicense), a copy of each such executed sublicense to FCDI; *provided* that Licensee shall be entitled to redact sensitive information not reasonably required to monitor Licensee's and such Permitted Sublicensee's compliance with their obligations hereunder and enforce FCDI's rights under this Agreement. Licensee shall remain liable for all acts and omissions by any such sublicensee.

2.4. Use of iPSC Line(s) by Licensee Service Providers. Licensee shall be liable for all acts and omissions by its Licensee Service Providers and those of Permitted Sublicensees in either case as if such acts and omissions were those of Licensee hereunder. Licensee shall promptly transmit, after entering into each Licensee Service Provider Agreement, and shall require each Permitted Sublicensee after entering into each Licensee Service Provider Agreement, to transmit, a copy of each such executed Licensee Service Provider Agreement to FCDI; *provided* that Licensee shall be entitled to redact sensitive information not reasonably required to monitor Licensee's, its Permitted Sublicensee's, or Licensee Service Provider's compliance with their obligations hereunder and enforce FCDI's rights under this Agreement. Licensee shall be responsible for any breach of this Agreement by any Permitted Sublicensee or any Licensee Service Provider engaged by such Permitted Sublicensee.

2.5. No Other License. Except as otherwise provided herein, this Agreement confers no license or rights (a) to any Third Party or (b) by implication, estoppel, or otherwise under any patent applications or patents of FCDI other than the Licensed Patent Rights regardless of whether such patents are dominant or subordinate to Licensed Patent Rights. For the avoidance of doubt, nothing in this Agreement shall be construed to grant Licensee any right under Licensed Patent Rights with respect to iPSCs other than Approved iPSC Line(s) or services related to iPSCs other than Approved iPSC Line(s). For the avoidance of doubt, FCDI shall be entitled to itself practice and to grant to any Third Party, in its sole and absolute discretion, such rights under and licenses to Licensed Patent Rights as it sees fit. FCDI shall not be obligated to notify Licensee of any such further grant to Third Parties.

2.6. Further Prohibited Activities. Licensee (a) shall not (i) transfer possession of any Approved iPSC Line to any Third Party other than to a Permitted Sublicensee or Licensee Service Provider or (ii) permit any Third Party (other than a Permitted Sublicensee or Licensee Service Provider doing the same in accordance herewith) to make, have made, or have used any Approved iPSC Line that such Third Party received directly or indirectly from Licensee; (b) shall not offer to sell or sell any Approved iPSC Line; (c) shall not reverse engineer any Approved iPSC Line; (d) shall not perform any whole genome sequencing of any Approved iPSC Line for any of the purposes set forth in clauses (c), (e), or (f) of this provision; (e) shall not use any Approved iPSC Line directly or indirectly to derive or make any human gamete or gamete precursor cell, and (f) shall not attempt in any way to determine the identity of any donor of the biological materials from which an Approved iPSC Line was Derived or constructed, or of any biological relative of any such donor.

2.7. WARF's Interests. FCDI and Licensee acknowledge that FCDI is a licensee of the WARF Licensed Patent Rights under the WARF In-License Agreement. The grant and exercise of such WARF Licensed Patent Rights are subject to the terms and conditions of the WARF In-License Agreement as expressly modified as set forth in the WARF Side Letter. Licensee hereby agrees to comply at all times with applicable provisions of the WARF In-License Agreement as expressly modified as set forth in the WARF Side Letter and hereby acknowledges that both FCDI and WARF, for their respective agreements, shall have the right to enforce the same.

2.8. Covenant Not to Sue Wisconsin Entities.

2.8.1. Licensee hereby irrevocably covenants not to sue WARF, the University of Wisconsin, the WiCell Research Institute and the Morgridge Institute for Research, as well as their respective successors and employees (collectively, the "**Wisconsin Entities**") for Wisconsin Entities' manufacture, use, or practice of Developments solely for Non Commercial Research Purposes. As used herein, "**Non-Commercial Research Purposes**" shall mean use of the technology solely for internal academic research purposes or other internal not-for-profit or scholarly purposes not involving the use of the technology to perform services for a fee or for the production or manufacture of products for sale to Third Parties. For clarity, Non-Commercial Research Purposes excludes Clinical Activities and Commercial Activities.

2.8.2. Notwithstanding anything set forth in Section 2.8.1 or any other provision of this Agreement or the WARF In-License Agreement (including Section 3B or 6A thereof) to the contrary, Licensee shall not be obligated to disclose to FCDI, any Wisconsin Entity or any Third Party any Developments, and neither FCDI nor any Wisconsin Entity shall have any right or ability to audit or review Licensee or its Sublicensees' or Sub-Sublicensees' facilities, records or documents to ascertain any Developments.

2.9. In-Licenses. To the extent any Licensed IP includes any know-how, patents, or patent applications that are Controlled by FCDI pursuant to a license or sublicense from a Third Party, FCDI agrees that (a) as between the Parties, FCDI shall at all times remain solely responsible for any and all payments payable under the applicable license or sublicense pursuant to which rights to such know-how, patents or patent applications whether accruing prior to, on, or following the Effective Date are granted, and (b) if FCDI breaches or defaults under any of its payment obligations to any licensor under any such applicable license or sublicense, then FCDI shall promptly notify Licensee in writing of any such breach or default, and if Licensee determines, in its sole and absolute discretion, to pay any such outstanding payment directly to such licensor in order to cure FCDI's default under such applicable license or sublicense, then Licensee may (but shall not be obligated to) make such payment directly to such licensor and offset the amount of such payment against any amounts payable to FCDI under this Agreement.

2.10. Access to Additional iPSC Lines. From time-to-time during the Term, and pursuant to the further written agreement of the Parties (an "**Additional iPSC Line Agreement**"), Licensee may acquire the right to possess and use, subject to this Agreement, iPSC Lines from FCDI, in addition to the iPSC Lines already provided as of the Effective Date, upon payment by Licensee to FCDI of such dollar amount per vial of each such iPSC Line as so further agreed. Upon payment of the applicable amount with respect to any such additional iPSC Line in accordance with this Section 2.10 (Access to Additional iPSC Lines), such additional iPSC Line shall be considered an Approved iPSC Line and shall be added to Exhibit A, which shall identify such additional Approved iPSC Line as a Research-grade iPSC Line or a cGMP-grade iPSC Line in accordance with the Additional iPSC Line Agreement. Upon an Additional iPSC Line Agreement, FCDI may issue an invoice for the applicable amount with respect to any such additional iPSC Line and Licensee shall pay such applicable amount to FCDI within [***] after Licensee's receipt of FCDI's invoice therefor. No later than [***] after FCDI receives Licensee's payment of such applicable amount with respect to such Approved iPSC Lines, FCDI shall provide to Licensee the number of units of vials of each such additional Approved iPSC Line to be transferred by FCDI to Licensee in accordance with the Additional iPSC Line Agreement regarding the same. All additional iPSC Lines provided under this Section 2.10 (Access to Additional iPSC Lines) shall be delivered to Licensee FCA FCDI, Madison, Wisconsin (Incoterms 2020) and the risk of loss thereof shall pass to Licensee upon such delivery. All such additional iPSC Lines are provided by FCDI "AS IS" and without any warranties of any kind and FCDI MAKES NO REPRESENTATIONS OR WARRANTIES, EXPRESS OR IMPLIED, WITH RESPECT TO THE iPSC LINES AND DERIVATIVE CELLS, INCLUDING ANY WARRANTIES OF MERCHANTABILITY OR FITNESS FOR A PARTICULAR PURPOSE, OR, EXCEPT FOR THE EXPRESS REPRESENTATION AND WARRANTY SET FORTH IN SECTION 9.5 (NON-INFRINGEMENT) AND 9.6 (CONFORMANCE TO SPECIFICATIONS).

2.11. **Diligence Obligations.** Licensee will provide FCDI with a general written summary of Licensee's timeline of progress with respect to Licensed Products at the [***] anniversary of the Effective Date of the Agreement, and at each [***] anniversary thereafter ("**Development Reports**"). Each Development Report will include a summary of activities completed since the last report and activities currently under investigation and an estimate of the total development time remaining before Specified Product will be commercialized. Notwithstanding anything to the contrary herein or in the WARF In-License Agreement (including Section 3B or 6A thereof), Licensee shall not be required to include any Developments in any Development Report.

3. Manufacturing.

3.1. Subject to the remainder of this Section 3 (Manufacturing), FCDI shall have the right to negotiate to act as Licensee's exclusive manufacturer and supplier of iPSC Line(s) for Licensee and to act as the principal external manufacturer for (i) Licensed Products for Licensee, including Limited Manufacturing that is in preparation for pre-clinical studies or Clinical Activities and (ii) for commercial supply of all Specified Products for which Licensee or its Permitted Sublicensee shall decide to use a contract manufacturer, including Clinical Activities that are commercial scale manufacturing. For clarity, Licensee or its Permitted Sublicensee has the right to manufacture any and all Licensed Products or Specified Products on its own without any requirement to negotiate with FCDI hereunder. In accordance with the preceding provision, Licensee shall not, and shall require its Permitted Sublicensees to not, enter into any definitive agreement whereby a Third Party would manufacture or supply iPSC Line(s) and Licensed Products to Licensee or any of its Permitted Sublicensee unless Licensee or its Permitted Sublicensee shall have first given written notice of its intention to enter into a contract manufacture or supply arrangement to FCDI and negotiated in good faith with FCDI regarding the terms and conditions of such manufacture or supply arrangement for a period of at least [***] from the date of Licensee's notice. Notwithstanding anything to the contrary, the foregoing negotiation right shall only apply to those manufacturing activities for which FCDI has (i) reasonably demonstrated to have commercial experience and capabilities (including of cGMP capabilities), (ii) reasonably demonstrated to be in compliance with applicable FDA and EMEA requirements relating to cGMP manufacturing, including compliance with EudraLex Volume 4 ("The rules governing medicinal products in the European Union"), and (iii) available capacity that meets the needs of Licensee's program timelines. By way of example and not limitation, FCDI and/or its Affiliate(s) may reasonably demonstrate such commercial experience and capabilities, compliance with such applicable requirements relating to cGMP manufacturing and/or capacity based on its manufacturing activities with respect to any iPSC-derived cell type.

4. Fees and Royalties.

4.1. **Upfront Fee.** Licensee shall pay to FCDI a non-refundable, one-time fee of [***] (which will be reduced by an amount equal to the sum of the payments received by FCDI under the MTAs) for the rights granted herein with respect to the Approved iPSC Lines and the Licensed IP within [***] after receipt of invoice from FCDI following the Effective Date.

4.2. **Annual Maintenance Fee.** During the Term Licensee shall pay to FCDI, as a maintenance fee, [***] within [***] after Licensee's receipt of FCDI's invoice therefor, to be provided by FCDI after each anniversary of the Effective Date, which shall be deemed fully earned upon its due date and non-refundable when paid in consideration for continuing access to the Licensed IP.

4.3. Specification Notice and License Fee. On a Licensed Product-by-Licensed Product basis, Licensee may deliver a Specification Notice during the Specification Notice Window for such Licensed Product, setting forth a Licensed Product to be a Specified Product, together with the Specified Indication(s) therefor and the Approved iPSC Line (cGMP-grade iPSC Line) from which such Specified Product is Derived. Upon delivery of each Specification Notice, Licensee shall pay to FCDI an amount equal to the sum of (a) (i) [***] in respect of every Specified Indication set forth in a Specification Notice for Specified Products that are [***] or (ii) [***] in respect of every Specified Indication set forth in a Specification Notice for Specified Products other than [***] and (b) (i) [***] in respect of each Specified Indication set forth in such Specification Notice if such Specification Notice is delivered on or before the [***] anniversary of the Effective Date or (ii) [***] for each Specified Indication set forth in such Specification Notice if such Specification Notice is delivered after the [***] anniversary of the Effective Date, but on or before the [***] anniversary thereof, due and payable upon delivery of each Specification Notice. Notwithstanding the foregoing, if Licensee selects any (a) [***] or (b) [***], as a Specified Indication, then Licensee shall only pay the foregoing license fee for (i) each of the [***] distinct [***] and (ii) each of the [***], as applicable; *provided* that each such (y) [***] or (z) , as applicable, selected as Specified Indications (the [***] of each (y) and (z) for which Licensee shall pay the foregoing license fee and any additional (A) [***] or (B) [***] for which Licensee shall not pay the foregoing license fee) shall each be a Specified Indication, and its associated Licensed Product as set forth in the respective Specification Notice shall be a Specified Product.

4.4. Development and Sales Milestones. With respect to the achievement of each milestone event for each distinct Specified Indication set forth in the table below (a “**Milestone**”) for any and all Specified Products, regardless of whether such Milestone is achieved by Licensee or any Permitted Sublicensee, Licensee shall pay FCDI the milestone payments (a) as set forth in column (A) of Table 1 below for each of the [***] distinct Specified Indications, (b) as set forth in column (B) of Table 1 below for the [***] and each subsequent distinct Specified Indication, and (c) as set forth in column (C) of Table 2 below for each Specified Product. Notwithstanding the foregoing, if Licensee selects as a Specified Indication any (i) [***] or (ii) [***], then, in each case ((i) and (ii)), it shall be obligated to pay the amounts set forth below in column (A) of Table 1 for the each of the [***] such [***] (as applicable) selected as Specified Indications (i.e., for each of the [***], and for each of the [***]), but thereafter shall not be obligated to pay any Milestones for any subsequent [***], as applicable, selected as Specified Indications. Each distinct Specified Indication shall only trigger each Milestone in Table 1 once, regardless of (a) the number of Specified Products that have set forth such Specified Indication in a Specification Notice or (b) the number of times any such Milestone is achieved by one or more Specified Products that have set forth such Specified Indication in a Specification Notice. The following payments are due and payable upon achievement of the occurrences set forth below.

Table 1

[***]

Table 2

[***]

4.5. Royalties and Duration. Licensee shall pay a royalty to FCDI on Net Sales of each Specified Product on a Specified Product-by-Specified Product and country-by-country basis in accordance with the tables set forth below commencing on First Commercial Sale of each such Specified Product in each country and ending on the [***] anniversary of First Commercial Sale of such Specified Product in such country (the “**Royalty Term**”).

Table 3a

[***]

Table 3b

[***]

For clarity, Licensee shall pay FCDI royalties for each Specified Product associated with [***] in accordance with the rates set forth in table 3a above, regardless of the number of [***] that Licensee selects as Specified Indications. For further clarity, the royalties payable at the royalty rate of [***] of all Valid Claims of the Licensed Patent Rights are payable with respect to annual Net Sales of Specified Products in each country or jurisdiction in the Territory without regard to whether there were or are any Valid Claims of the Licensed Patent Rights in any such country or jurisdiction.

Following the expiration of the Royalty Term for any Specified Product in a given country, no further royalties shall be payable with respect to sales of such Specified Product in such country and, thereafter, the license granted to Licensee pursuant to Section 2.2 (Clinical and Therapeutic Use License) with respect to such Specified Product in such country shall automatically become fully paid-up, perpetual, irrevocable and royalty-free.

4.6. Third Party Royalties. If Licensee or Permitted Sublicensees are required to pay any amounts to any Third Party to acquire rights under a patent (or a patent together with know-how under the same agreement owned or Controlled by such Third Party) that is necessary for, or is used by, Licensee to make, have made, use, have used, sell, offer for sale, import, and otherwise exploit Specified Products, then Licensee or its Permitted Sublicensee, as the case may be, shall have the right to credit [***] of such payments against any royalties owing to FCDI under Section 4.5 (Royalties and Duration) above; *provided that* Licensee shall not reduce the amount of the royalties paid to FCDI under Section 4.5 (Royalties and Duration) above by more than [***] in any given calendar quarter. Within [***] after the end of each calendar quarter following the First Commercial Sale of the first Specified Product, Licensee shall deliver to FCDI a report containing a calculation of royalty payments due to Third Parties with respect to the foregoing for the prior calendar quarter on a Specified Product-by-Specified Product and country-by-country basis. If no payments are due to Third Parties for such reporting period, the report shall so state.

4.7. Royalty Reports. Licensee shall submit to FCDI, no later than on the [***] after the end of each calendar quarter, a written report setting forth for such quarter at least the following information to FCDI's reasonable satisfaction: [***] (the "**Royalty Report**"), including [***].

4.8. Royalty Payments. Royalties payable pursuant to Section 4.5 (Royalties and Duration) shall be due and payable by Licensee [***]. All payments due hereunder shall be paid by check or wire transfer in United States Dollars pursuant to wire transfer instructions given to Licensee in advance by FCDI in writing. Payments shall be deemed received when immediately available funds are credited to FCDI's bank account. The applicable exchange rate for Net Sales made in currencies other than United States Dollars will be at the rate shown in the Federal Reserve Noon Valuation—Value of Foreign Currencies on the day preceding the payment. If the transfer of, or conversion into, United States Dollar equivalents of any such remittance in any such instance is not lawful, Licensee shall make payment from other sources.

4.9. Foreign Taxes. If applicable laws or regulations require that taxes be withheld with respect to any payment made by Licensee under this Agreement, then Licensee shall (a) deduct those taxes from the remittable payment, (b) promptly pay the taxes to the proper taxing authority, and (c) send proof of such tax payment to FCDI. Any such payments made by Licensee shall be treated as having been made to FCDI under this Agreement. FCDI shall provide Licensee with appropriate certification from relevant revenue authorities that FCDI is a tax resident of that jurisdiction, if FCDI wishes to claim the benefits of an income tax treaty to which that jurisdiction is a party. Upon the receipt thereof, any deduction and withholding of taxes shall be made at the appropriate treaty tax rate.

4.10. Consideration. Except as expressly provided otherwise in the WARF Side Letter, any consideration received by Licensee or Permitted Sublicensees for the sale of Specified Product or by Licensee for the grant of any sublicenses hereunder shall be in the form of cash only.

5. Record Keeping; Audit Rights.

Licensee shall keep accurate records (together with supporting documentation) of Specified Products made, used, or sold under this Agreement, appropriate for the purpose of verifying reports and payments due hereunder. Such records shall be retained for at [***] after the end of the reporting period to which such records relate. On the provision of reasonable notice, such records shall be available during normal business hours for examination by an independent, certified public accountant reasonably acceptable to Licensee appointed by FCDI, WARF, or their respective representatives for the purpose of verifying reports and payments due hereunder. In conducting such examinations pursuant to this Article 5 (Record Keeping), such accountant or other auditor shall have access to, all Licensee and Permitted Sublicensee records that it reasonably believes to be relevant for the purpose of verifying reports and payments due hereunder. Such accountant or other auditor, as applicable, shall be under reasonable written obligations of confidentiality to the audited entity and shall not disclose to FCDI, WARF and their respective representatives any information other than information relating to the accuracy of reports and payments delivered under this Agreement. In addition, the auditor shall disclose its draft

conclusions to Licensee and the basis for such conclusions, prior to making its final report to FCDI, WARE, or their respective representatives, as applicable, and shall reasonably consider Licensee's comments in response thereto (if any). The accounting records as to any accounting period shall not be audited more than once, nor more than [***] after the end of such accounting period. The foregoing examination shall be at FCDI's expense; provided that if such examination shows an underreporting or underpayment for any calendar year in excess of the lesser of [***] of the royalties paid for that year or [***], then Licensee shall pay the cost of such examination together with amounts due in arrears with interest thereon calculated at the rate of [***], or such lower maximum rate permitted by law. Any conclusions of underreporting resulting from any such examination together with any supporting evidence will be provided to Licensee. Without prejudice to Licensee's retained rights to dispute any findings in accordance with Section 17.5 (Dispute Resolution), any undisputed amounts due for examination expenses, underpaid royalties, and interest thereon shall be paid by Licensee within [***] of written demand from FCDI. The Parties shall endeavor in good faith to resolve any such disputed amounts. Absent agreement, and following referral of such dispute to the Executive Officer for attempted resolution under Section 17.5 (Dispute Resolution), either Party may require review of disputed amounts by referral for a final and binding resolution (including, for clarity, for purposes of FCDI's liability with respect to payments under the WARF In-License Agreement) to a firm of internationally recognized accountants mutually agreed to by the Parties; provided that no such firm shall have been retained by either Party during the [***] period prior to such referral. A Party wishing to refer such a Dispute for resolution shall deliver notice of such desire [***] of the expiry of the period for resolution by the Executive Officers pursuant to Section 17.5 (Dispute Resolution), and the Parties shall select a firm for referral within [***] thereafter. Notwithstanding anything to the contrary in this Agreement or in the WARF In-License Agreement (including Sections 3B or 6A thereof), neither FCDI nor any Wisconsin Entity shall have any right or ability to audit, review, or otherwise access any Developments for any purpose.

6. Regulatory Matters.

6.1. FCDI Regulatory Responsibilities. FCDI shall file, establish, and maintain in its own name all applicable Cell Line Regulatory Submissions with respect to the Approved iPSC Lines (that are cGMP-grade iPSC Lines) that are necessary for obtaining any Regulatory Approval for any Specified Product. Subject to the rights granted to Licensee under this Article 6 (Regulatory Matters), FCDI shall own all rights, title, and interests in and to all such Cell Line Regulatory Submissions.

6.2. Licensee Regulatory Rights and Responsibilities. Licensee has the right, but not any obligation, to file, establish and maintain in its own name any Product Regulatory Submissions for any Specified Products developed under this Agreement. Prior to any Product Regulatory Submission being made to any Regulatory Authority or, at any time that FCDI so requests, Licensee will make available for review by FCDI the content of any particular excerpts of the submissions to, and other communications with, the Regulatory Authority, that relate directly to the Approved iPSC Line (that is a cGMP-grade iPSC Line) from which such Specified Product is Derived. In the event that Licensee requires commercially reasonable support from FCDI for any Product Regulatory Submission with respect to a Specified Product (i.e., support whereby FCDI provides answers to questions, or other information, to a Regulatory Authority), Licensee will make available to FCDI, if FCDI so requests, all content of the submissions to, and other

communications with, the Regulatory Authority that relates directly to the Approved iPSC Line (that is a cGMP-grade iPSC Line) from which such Specified Product is Derived. Licensee shall make all such content of any such submissions and other communications available to FCDI so that FCDI is afforded sufficient time to review and comment upon such content prior to the Product Regulatory Submission being made to any Regulatory Authority or the date by which FCDI support is requested to be provided, as applicable. If FCDI notes any errors in any content of any such submissions and other communications that relates directly to the Approved iPSC Line (that is a cGMP-grade iPSC Line) from which such Specified Product is Derived, Licensee will (i) for any such errors that, in Licensee's reasonable determination are reasonably likely to have a material impact on product quality or safety, promptly take the necessary measures to rectify those errors with the applicable Regulatory Authority and (ii) for any other errors, take the necessary measures to rectify those errors with the applicable Regulatory Authority in the next subsequent amendment or annual report submitted in due course. Licensee shall own all rights, title, and interests in and to any and all such Product Regulatory Submissions and any resulting Regulatory Approvals. Further, Licensee will report any issues or suspected issues relating to the ability of any Person to use any Approved iPSC Lines (whether manufacturing, non-clinical, or clinical).

6.3. Right of Reference. Subject to the rules of the relevant Regulatory Authority, FCDI hereby grants to Licensee a Right of Reference to all information and data in any Cell Line Regulatory Submission related to the Approved iPSC Line (that is a cGMP-grade iPSC Line) from which such Specified Product is Derived controlled by FCDI as of the Effective Date or during the Term that is necessary for Licensee's or its Permitted Sublicensee's use in the filing, issuance, and maintenance of Product Regulatory Submissions and Regulatory Approvals for Specified Products. If under its rules a relevant Regulatory Authority will not accept, for purposes of a Product Regulatory Submission for a Specified Product, the submission of information and data in any such Cell Line Regulatory Submission by a Right of Reference, then FCDI, to protect its Confidential Information and as FCDI in its sole and absolute discretion may elect, may satisfy its responsibility pursuant to Section 6.1 (FCDI Regulatory Responsibilities) with respect such Product Regulatory Submission by (i) having FCDI's independent contractor submit all information and data related to the cGMP Approved iPSC Line from which such Specified Product is Derived to the relevant Regulatory Authority and respond, based on input from FCDI, directly to any related inquiries from any such Regulatory Authority to the extent that this is acceptable to the applicable Regulatory Authority under its rules or (ii) using another generally accepted practice to meet its responsibility under Section 6.1 (FCDI Regulatory Responsibilities) as is customary in the relevant jurisdiction.

6.4. Regulatory Correspondence.

6.4.1. If FCDI receives any written or electronic correspondence from any Regulatory Authority relating to the ability of any Person to use any Approved iPSC Lines (that are cGMP-grade iPSC Lines) from which a Licensed Product is Derived, the prohibition or suspension of the supply of any such Approved iPSC Line, or the initiation of any investigation, review, or inquiry by such Regulatory Authority concerning the safety of any such Approved iPSC Line, or learns of receipt of such correspondence by a Third Party and to the extent not restricted by confidentiality obligations with Third Parties, then FCDI shall immediately notify Licensee of such correspondence but will not be obligated to provide Licensee with copies of such written or electronic correspondence.

6.4.2. If Licensee receives any written or electronic correspondence from any Regulatory Authority relating to the ability of any Person to use any Approved iPSC Line from which a Licensed Product is Derived, the prohibition or suspension of the supply of any such Approved iPSC Line, or the initiation of any investigation, review, or inquiry by such Regulatory Authority concerning the safety of any such Approved iPSC Line, or learns of receipt of such correspondence by a Third Party and to the extent not restricted by confidentiality obligations with Third Parties, then Licensee shall immediately notify FCDI of such correspondence but will not be obligated to provide FCDI with copies of such written or electronic correspondence.

7. Intellectual Property Matters.

7.1. Ownership of Other Inventions. As between the Parties, and subject to the licenses granted under this Agreement, each Party retains all rights, title and interests in and to all intellectual property rights that such Party Controls as of the Effective Date or that it develops or otherwise acquires after the Effective Date or outside of the performance of the activities under this Agreement.

7.2. Patent Prosecution and Maintenance. Except as is expressly set forth below, as between FCDI and Licensee, [***] shall control, in its sole and absolute discretion, all matters pertaining to the patent applications and patents included within Licensed Patent Rights, including prosecution, maintenance, abandonment, enforcement, and defense. [***] shall have no obligation to prosecute, maintain, enforce, or defend the Licensed Patent Rights. [***] shall have no obligation to consult with, or report to, [***] in connection with such activities; *provided* that [***] shall be responsible for all costs of prosecution, abandonment, and maintenance of Licensed Patent Rights.

7.3. Ownership. The patent applications and patents included within Licensed Patent Rights shall remain the property of their respective owners.

7.4. Notice of Infringement. Licensee shall, promptly after it first becomes aware, but without an obligation to inquire, give FCDI written notice of any suspected infringement of the Licensed Patent Rights by any Third Party. [***] shall provide reasonable assistance to [***] in connection with the enforcement of the Licensed Patent Rights, at [***] cost and expense.

7.5. Infringement Actions. Licensee shall, promptly after it first becomes aware, but without an obligation to inquire, give FCDI written notice of (a) any claim or assertion, or threat thereof, by any Third Party of infringement, misappropriation, or other violation of any Third Party's intellectual property rights as a result of the practice of the Licensed Patent Rights, or the use of any Approved iPSC Line(s), by Licensee or a Permitted Sublicensee, and not solely by the practice, use, or other exploitation of any other technology or products, including any compositions of matter or methods within or embodying, or used to manufacture, research or develop, any Licensed Products (each, a "**Third Party Infringement Claim**") and (b) any challenge or contest, or threat thereof, by any Third Party with respect of any of the Licensed Patent Rights, whether as to the validity, scope, or enforceability thereof or otherwise and whether by litigation, an *ex parte* or *inter partes* matter (each, a "**Third Party IP Challenge**" and together with Third Party Infringement Claims, collectively "**Third Party IP Claims**"), and shall require each Permitted Sublicensee and each of its Licensee Service Providers and require each Permitted Sublicensee to

require each of its Licensee Service Providers to give written notice promptly to Licensee upon becoming aware of a Third Party IP Claim. As between the Parties, [***] shall have the sole and exclusive right, but not the obligation, to defend any and all Third Party IP Challenges. If (and only if) [***] elects to exercise such right to defend any Third Party IP Challenge, [***] will be the “**Defending Party**” with respect to such Third Party IP Challenge. As between the Parties, [***] shall have the first right, but not the obligation, to defend any and all Third Party Infringement Claims, provided that (a) [***] will give written notice of such election to Licensee promptly (and in any event within [***] of receipt of Licensee’s written notice given pursuant to the immediately preceding sentence) and (b) if [***] does not give written notice of its election to defend such Third Party Infringement Claim within [***] of receipt of [***]’s written notice then [***] shall be permitted to elect to defend such Third Party Infringement Claim on its own by providing prompt written notice to [***] within [***] of the date of transmittal of [***]’s initial notice to FCDI, in which case [***] will be the “**Defending Party**” with respect to such Third Party Infringement Claim. The Defending Party shall conduct and control the defense of a Third Party IP Claim, at its sole cost, expense and liability, and in the case of any such Third Party IP Claim that is a Third Party Infringement Claim, shall hold harmless the non-Defending Party from any and all costs, fees and expenses (including reasonable attorneys’ fees and expenses), losses, damages, judgements, amounts paid in settlement, or other liability related to any Third Party Infringement Claim (collectively, “**Third Party IP Losses**”); *provided* that the non-Defending Party shall reasonably assist and cooperate with the Defending Party in the defense of each Third Party Infringement Claim, at the Defending Party’s cost and expense. The Defending Party shall carry out the defense of each Third Party IP Claim that it elects to defend as it sees fit in its sole and absolute discretion. The Defending Party shall not enter into a settlement, stipulated judgment, or other arrangement with respect to any such Third Party IP Claim that is a Third Party Infringement Claim that (i) includes any admission of fault or any wrongful or improper act or omission (including fraud or negligence) on the part of [***], (ii) provides for any injunctive or other relief besides the payment of money to be paid in full by [***](as the Defending Party) or (iii) does not include as an unconditional term a release from all liability of [***], for all Third Party IP Losses related to such Third Party Infringement Claim, in each case ((i)-(iii)), without the express prior written consent of [***].

7.6. Contest of Validity.

7.6.1. Licensee shall provide, and shall require its Permitted Sublicensees to provide, FCDI at least [***] prior written notice before filing any action that contests the validity of any Licensed Patent Rights during the term of this Agreement.

7.6.2. In the event Licensee or any Permitted Sublicensee files any Patent Challenge to the Licensed Patent Rights, then Licensee shall pay a royalty rate of [***] the royalty rate set forth in Section 4.5 (Royalties and Duration) of this Agreement for all Specified Products Covered by such Licensed Patent Right during the pendency of such action. Moreover, should the outcome of such Patent Challenge determine that any claim of a Licensed Patent Right challenged is valid and would be infringed by a Specified Product made, have made, used, offered for sale, sold or imported by Licensee if not for the license granted by this Agreement, Licensee will thereafter, and for the remaining Term of this Agreement pay a royalty rate of [***] (Royalties and Duration) of this Agreement for such Specified Product(s) until the expiration of all Valid Claims of such Licensed Patent Right.

7.6.3. For clarity, in the event that Licensee or a Permitted Sublicensee contests the validity of any Licensed Patent Rights during the term of this Agreement, Licensee shall not be permitted to withhold payment to FCDI of any royalties due under this Agreement during the period of challenge (including royalties pursuant to Section 7.6.2). For the sake of clarity, such amounts will not be paid into any escrow or other account, but directly to FCDI, and will not be refunded.

7.6.4. General. Notwithstanding anything to the contrary set forth in this Agreement, as between the Parties and their respective Affiliates, the remedies set forth in this Section 7.6 (Contest of Validity) shall be FCDI's sole and exclusive remedy under this Agreement in connection with any Patent Challenge to any Licensed Patent Right, *provided* that the terms of this Section 7.6 (Contest of Validity) shall not apply to any such Patent Challenge made in defense of an assertion of the Licensed Patent Rights by FCDI against Licensee, its Affiliates, or any of its Permitted Sublicensees; and *provided further* that this provision is not intended to and shall not be construed to limit any remedies, whether at equity or at law, relating to the infringement of the Licensed Patent Rights including willful infringement.

8. Indemnity and Insurance.

8.1. Indemnity.

8.1.1. Licensee Indemnification. Except (a) as expressly provided otherwise in Section 7.5 (Infringement Actions) with respect to Third Party IP Claims and Third Party IP Losses (with respect to which Section 7.5 (Infringement Actions) instead shall apply) and (b) for any Losses subject to indemnification by FCDI under Section 8.1.2 (FCDI Indemnification), Licensee hereby agrees, and shall require its Permitted Sublicensees to agree, to indemnify, defend, and hold harmless FCDI, and solely to the extent required under the WARF In-License Agreement, WARF, the Morgridge Institute for Research, the WiCell Research Institute, and the University of Wisconsin, and their respective trustees, directors, officers, shareholders and employees (including any inventors of the Licensed Patent Rights) (each an "**FCDI Indemnitee**" and collectively, the "**FCDI Indemnitees**") from and against any costs, fees and expenses (including reasonable attorneys' fees, and expenses), losses, damages, judgments, amounts paid in settlement, or other liability related to any Third Party claims relating to [***](collectively, "**Losses**").

8.1.2. FCDI Indemnification. Except as expressly provided otherwise in Section 7.5 (Infringement Actions) with respect to Third Party IP Claims and Third Party IP Losses (with respect to which Section 7.5 (Infringement Actions) instead shall apply), FCDI hereby agrees to indemnify, defend, and hold harmless Licensee, Permitted Sublicensees, Licensee Service Providers, and their respective trustees, directors, officers, shareholders and employees (each an "**Licensee Indemnitee**" and collectively, the "**Licensee Indemnitees**") from and against any Losses relating to [***].

8.1.3. Procedure. Each of FCDI Indemnitee or Licensee Indemnitee who seeks indemnification pursuant to the provisions of this Section 8.1 (Indemnity) shall, with respect to any Third Party claim for which such indemnitee is seeking indemnification hereunder:

(a) provide notice of the particulars of such Third Party claim promptly following such indemnitee's receipt of the same;

(b) reasonably cooperate with the indemnifying Party in relation to the indemnifying Party's conduct of the defense of such Third Party claim (including by way of providing the indemnifying Party with such access to all relevant personnel and providing copies of such documents and other information as the indemnifying Party reasonably requires for the indemnifying Party's investigation or defense of such Third Party claim); and

(c) not make any admission of liability and not make nor accept any offer of settlement without the indemnifying Party's prior written consent.

8.2. Indemnification Counsel. The indemnifying Party shall, at its own expense, provide attorneys reasonably acceptable to the indemnitee to defend against any actions brought or filed against any FCDI Indemnitee or Licensee Indemnitee hereunder with respect to the subject of indemnity contained herein, whether or not such actions are rightfully brought. In addition, each indemnitee reserves to itself at all times the right to select and retain counsel of its own to defend its interests in any proceeding (with participation by such counsel, other than counsel retained by WARF to which this parenthetical does not apply, in the defense and/or settlement of any such action subject to the indemnifying Party's control thereof).

8.3. Insurance.

8.3.1. Licensee and each Permitted Sublicensee shall, at its sole cost and expense, procure and maintain commercial general liability insurance in amounts not less than [***] per incident and [***] annual aggregate and name the FCDI Indemnitees as additional insureds. Such commercial general liability insurance or such other policy procured by Licensee shall provide broad form contractual liability coverage for Licensee's indemnification obligations under this Agreement. The minimum amounts of insurance coverage required shall not be construed to create a limit of Licensee's or any Permitted Sublicensee's liability with respect to its indemnification under this Agreement.

8.3.2. Licensee and each Permitted Sublicensee shall provide FCDI with written evidence of such insurance upon request of FCDI. Licensee and each Permitted Sublicensee shall provide FCDI with written notice at least [***] prior to the cancellation, non-renewal or material reduction in its such insurance; if Licensee or a Permitted Sublicensee does not obtain replacement insurance providing comparable coverage, FCDI shall have the right to terminate this Agreement in accordance with Section 14.2.1(d) hereof.

9. Representations, Warranties, and Covenants of FCDI.

FCDI represents, warrants, and covenants to Licensee that:

9.1. Organization. FCDI is duly organized and validly existing under the laws of its jurisdiction of formation, and has the right, power, authority, and capacity to enter into this Agreement and to carry out the transactions and grant the licenses contemplated by this Agreement, which have been duly and validly authorized by all requisite corporate proceedings, and this Agreement is a legal, valid, and binding obligation of FCDI, enforceable in accordance with its terms.

9.2. No Inconsistent Agreements. FCDI has not entered into and shall not enter into any agreement, arrangement, or commitment with any Person regarding the Licensed Patent Rights that is inconsistent with this Agreement, and FCDI is not and shall not be subject to any obligations that would prevent it from entering into this Agreement or performing its obligations hereunder.

9.3. Title. FCDI holds all rights, title, and interests in and to the Licensed Patent Rights, subject to license rights thereunder previously granted as of the Effective Date, and excluding the WARF Licensed Patent Rights, free and clear of any liens, rights, or encumbrances of any Third Parties with respect of such Licensed Patent Rights.

9.4. Ownership. FCDI has sufficient legal or beneficial title and ownership of, or sufficient license rights under, the Licensed IP, all Approved iPSC Lines, and all intellectual property rights used in connection with the discovery, development, or manufacturing of the Approved iPSC Lines, to grant, as of the Effective Date and as of the date of transfer of any Approved iPSC Lines to Licensee hereunder, the licenses and other rights under such Licensed IP and such Approved iPSC Lines to Licensee pursuant and subject to the terms and conditions of this Agreement, including, with respect to any know-how, patents, and patent applications included as a part of Licensed IP that is Controlled by FCDI pursuant to a license or sublicense from a Third Party, sufficient rights to sublicense such know-how, patents, and patent applications to Licensee in accordance with the terms of this Agreement.

9.5. Noninfringement. [***] any Approved iPSC Lines transferred to Licensee under this Agreement (a) do not, and will not at the time of such transfer, infringe any patent of any Third Party issued as of the Effective Date and (b) do not, and will not at the time of such transfer, infringe the claims of any published Third Party patent application, when and if such claims were to issue in their form as of the Effective Date except in either case (a) or (b) for [***]. In addition, as of the Effective Date, (a) there is no claim, demand, suit, proceeding, arbitration, or other legal action of any nature of or by any Person pending that asserts or alleges in a writing received by FCDI that the exercise of the Licensed Patent Rights as licensed herein or the use of an Approved iPSC Line as permitted hereunder infringes or would infringe any issued patent of any Third Party or the claims of any published Third Party patent application, when and if such claims were to issue in their form as of the date of such claim, demand, suit, proceeding, arbitration, or other legal action.

9.6. Conformance to Specifications; 21 CFR Part 1271; GMP. Each Approved iPSC Line has been and will be Derived from donor source material that was collected after May 25, 2005 and that is compliant with 21 CFR Part 1271 (for clarity, as in effect as of the collection of such donor source material). Each Approved iPSC Line that is a cGMP-grade iPSC Line transferred after the Effective Date pursuant to Section 2.10 (Access to Additional iPSC Lines), when delivered by FCDI to Licensee, (a) will conform to the certificate of analysis and any other product specification as is set forth in the Additional iPSC Line Agreement pursuant to which FCDI is transferring such Approved iPSC Line to Licensee (if any) and (b) will have been manufactured and stored until such delivery in accordance with cGMP.

9.7. **No Disqualification.** None of FCDI nor any of its personnel who carry out any of FCDI's activities to manufacture or store an Approved iPSC Line that is a cGMP-grade iPSC Line transferred after the Effective Date pursuant to Section 2.10 (Access to Additional iPSC Lines) (a) is or shall be under investigation by the FDA or other equivalent agency for debarment action, or other applicable laws of any countries under which FCDI is registered and licensed, (b) has or shall have a disqualification hearing pending or has or shall have been disqualified by the FDA or other applicable agency, including by the FDA under Section 306(a) and (b) of the FD&C Act or (c) has been or shall be convicted of a crime for which a Person can be debarred under applicable law;

9.8. **Compliance with Law; Consent; Authorizations.** FCDI has all consents and authorizations from the human donor (or, as legally necessary, the donor's legally authorized representative) of the donor source material from which any Approved iPSC Line is Derived and are necessary in accordance with laws and regulations applicable to the collection of such source material from such donor (for clarity, as in effect as of such collection of donor source material) (i) to permit FCDI to provide and deliver the Approved iPSC Line and any associated phenotypic data to Licensee that FCDI provides and delivers to Licensee for the purposes set forth herein, and (ii) to permit Licensee to perform future research and commercial development using the Approved iPSC Line, as applicable, in accordance with this Agreement. Any cGMP-grade iPSC Lines were and will be procured and Derived in accordance with, and FCDI shall at all times when performing its obligations under this Agreement with respect to an Approved iPSC Line that is a cGMP-grade iPSC Line transferred after the Effective Date pursuant to Section 2.10 (Access to Additional iPSC Lines) comply with, those laws, rules and regulations relating to FCDI's procurement and Derivation of cells from human donor source material applicable thereto (for clarity, as in effect as of such procurement or Derivation, as the case may be), such as any applicable institutional review board approved protocols and, if and to the extent applicable thereto, data privacy laws, including without limitation, the Health Insurance Portability and Accountability Act of 1996, as amended by the Health Information Technology for Economic and Clinical Health (HITECH) Act of 2009 and the regulations issued thereunder, the Regulation (EU) 2016/679 (General Data Protection Regulation) and member state legislation implementing the same (for clarity, all as in effect as of such procurement or Derivation, as the case may be, and for further clarity, excluding those laws, rules and regulations relating to cGMP, which is addressed solely in Section 9.6).

9.9. **WARE.** FCDI shall not exercise any right to terminate the WARF In-License Agreement.

10. Representations, Warranties, and Covenants of Licensee.

Licensee hereby represents, warrants and covenants to FCDI, and will require that each Permitted Sublicensee represent, warrant and covenant as of the date such Permitted Sublicensee becomes a Permitted Sublicensee, that:

10.1. **Organization.** Licensee is duly organized, validly existing, and in good standing under the laws of its jurisdiction of formation, and has the right, power, authority, and capacity to enter into this Agreement and to carry out the transactions and grant the licenses contemplated by this Agreement, which have been duly and validly authorized by all requisite corporate proceedings, and this Agreement is a legal, valid, and binding obligation of Licensee, enforceable in accordance with its terms.

10.2. No Inconsistent Agreements. Licensee has not entered into and shall not enter into any agreement, arrangement, or commitment with any Person regarding the Licensed Patent Rights or any Approved iPSC Lines that is inconsistent with this Agreement, and Licensee is not and shall not be subject to any obligations that would prevent it from entering into this Agreement or performing its obligations hereunder.

10.3. Compliance with Law. Licensee shall at all times comply, and will require that all Permitted Sublicensees and Licensee Service Providers comply, with all applicable laws, rules and regulations relating to its and their activities under this Agreement including the transfer, manufacture, exercise or use of, the Licensed IP and the Approved iPSC Lines, and applicable institutional review board approved protocols.

11. Disclaimer of Warranties

EXCEPT AS SET FORTH IN SECTIONS 9 (REPRESENTATIONS, WARRANTIES AND COVENANTS OF FCDI) AND 10 (REPRESENTATIONS, WARRANTIES, AND COVENANTS OF LICENSEE), FCDI AND LICENSEE MAKE NO OTHER WARRANTIES EXPRESS OR IMPLIED, WHETHER ESTABLISHED BY STATUTE, COMMON LAW, TRADE PRACTICE, COURSE OF DEALING OR OTHERWISE, CONCERNING LICENSED PATENT RIGHTS COVERED BY THIS AGREEMENT, INCLUDING ANY EXPRESS OR IMPLIED WARRANTY OF MERCHANTABILITY OR FITNESS FOR A PARTICULAR PURPOSE AS TO THE EXERCISE OF ANY LICENSED PATENT RIGHTS OR THE USE OF APPROVED IPSC LINES(S) OR THE RESULTS THEREOF. EXCEPT AS SET FORTH IN SECTIONS 9 (REPRESENTATIONS, WARRANTIES AND COVENANTS OF FCDI), FCDI MAKES NO WARRANTY OR REPRESENTATION AS TO THE VALIDITY, ENFORCEABILITY OR SCOPE OF LICENSED PATENT RIGHTS, OR THAT THE EXERCISE OF ANY LICENSED PATENT RIGHTS OR THE USE OF, OR ANY ACTIVITY IN RESPECT OF, THE APPROVED IPSC LINE(S) OR DERIVATIVE CELLS GENERATED BY LICENSEE OR ANY THIRD PARTY WILL BE FREE FROM INFRINGEMENT OF PATENTS OR OTHER INTELLECTUAL PROPERTY RIGHTS OF THIRD PARTIES, OR THAT NO THIRD PARTIES ARE IN ANY WAY INFRINGING LICENSED PATENT RIGHTS COVERED BY THIS AGREEMENT.

12. No Consequential Damages

EXCEPT WITH RESPECT TO [***], IN NO EVENT SHALL EITHER PARTY OR A PARTY'S DIRECTORS, OFFICERS, EMPLOYEES AND INVENTORS (AND, IN ADDITION, IN THE CASE OF FCDI, ITS LICENSOR AND ITS TRUSTEES DIRECTORS, OFFICERS, EMPLOYEES AND INVENTORS) BE LIABLE TO THE OTHER PARTY FOR ANY INDIRECT, SPECIAL, CONSEQUENTIAL, OR PUNITIVE DAMAGES (INCLUDING DAMAGES FOR LOST PROFITS OR EXPECTED SAVINGS OR OTHER ECONOMIC LOSSES, OR FOR INJURY TO PERSONS OR PROPERTY, OR FOR LOSS OF GOODWILL OR REPUTATION) ARISING OUT OF OR IN CONNECTION WITH THIS AGREEMENT OR ITS SUBJECT MATTER, REGARDLESS OF FORM OF CLAIM OR ACTION, WHETHER IN CONTRACT, TORT (INCLUDING NEGLIGENCE), STRICT PRODUCT LIABILITY, OR OTHERWISE, REGARDLESS OF WHETHER SUCH PARTY KNOWS OR SHOULD KNOW OF THE POSSIBILITY OF SUCH DAMAGES.

EXCEPT WITH RESPECT TO [***], FCDI'S AGGREGATE LIABILITY FOR DAMAGES OF ANY KIND RELATING TO A CLAIM MADE IN CONNECTION WITH THIS AGREEMENT OR ITS SUBJECT MATTER SHALL NOT EXCEED THE AGGREGATE OF ALL AMOUNTS ACTUALLY PAID BY LICENSEE TO FCDI UNDER THIS AGREEMENT PRIOR TO THE EVENT FIRST GIVING RISE TO THE BASIS UPON WHICH SUCH CLAIM WAS MADE, AND FCDI'S AGGREGATE LIABILITY FOR ALL DAMAGES RELATING TO ALL SUCH CLAIMS SHALL NOT EXCEED THE AGGREGATE OF ALL AMOUNTS ACTUALLY PAID BY LICENSEE TO FCDI UNDER THIS AGREEMENT. THE FOREGOING EXCLUSIONS AND LIMITATIONS SHALL APPLY TO ALL CLAIMS AND ACTIONS OF ANY KIND, WHETHER BASED ON CONTRACT, TORT (INCLUDING NEGLIGENCE) OR ANY OTHER GROUNDS. NOTWITHSTANDING ANYTHING TO THE CONTRARY HEREIN, FCDI'S AGGREGATE LIABILITY FOR DAMAGES OF ANY KIND RELATING TO A CLAIM MADE IN CONNECTION WITH THIS AGREEMENT OR ITS SUBJECT MATTER WHICH CLAIM RELATES IN ANY RESPECT TO THE MANUFACTURE, STORAGE AND/OR DELIVERY OF ANY APPROVED IPSC LINE THAT IS A cGMP-GRADE IPSC LINE, INCLUDING A CLAIM PURSUANT TO [***], OTHER THAN A CLAIM PURSUANT TO [***], SHALL NOT EXCEED [***], AND FCDI'S AGGREGATE LIABILITY FOR ALL DAMAGES RELATING TO ALL SUCH CLAIMS SHALL NOT EXCEED [***].

13. Confidentiality and Publication

13.1. Treatment of Confidential Information. The Parties agree that during the term of this Agreement, and for a period of [***] after its expiration or earlier termination, a Party receiving Confidential Information of the other Party will (a) maintain in confidence such Confidential Information to the same extent it maintains its own proprietary information but in any event with no less than reasonable care; (b) not disclose such Confidential Information to any Third Party without prior written consent of the other Party; and (c) not use such Confidential Information for any purpose except in the performance of its obligations or the exercise or enforcement of its rights hereunder. The existence and the terms of this Agreement are the Confidential Information of both Parties. For the avoidance of doubt, disclosure may be made of Confidential Information (i) to an Affiliate; *provided* that the Party receiving such Confidential Information shall ensure such Affiliate complies with the confidentiality and non-use obligations set forth in this Agreement, or (ii) if required by law or court order; *provided* that the Party required to make such disclosure shall limit such disclosure to the minimum required to comply with such law or court order, and prior to making such disclosure such Party shall notify the other Party, not later than [***] prior to the proposed disclosure in order to allow such other Party to comment upon the scope of such proposed disclosure or to obtain a protective or other order, including extensions of time and the like, with respect to such proposed disclosure, and the proposed disclosing Party shall reasonably cooperate with such efforts. FCDI may disclose, without breach hereof, Confidential Information to WARF solely to the extent required by the terms of the WARF In-License Agreement. For the avoidance of doubt, the WARF In-License Agreement shall be deemed to be the Confidential Information of FCDI.

13.2. **Publicity.** The Parties, if they further expressly agree in writing to do so, will prepare a joint press release, or separate press releases, announcing the execution and delivery of this Agreement, the content of such releases and the timing of their release being reasonably agreed to by the Parties. Each Party agrees that it will not otherwise issue any press releases or make any public statements (whether in a paper, poster, abstract, presentation, report, promotional literature, oral presentation, or otherwise) regarding the entry or the terms and conditions of this Agreement, including any transactions pursuant hereto, without the express prior written consent thereto of the other Party. Nothing herein shall be deemed to constitute, by implication or otherwise, as granting permission or a license to a Party to use the name or any trade name, trade mark, logo or other trade identifying symbol of the other Party.

13.3. **Limited Disclosure under Confidentiality Obligations.** The Parties agree that nothing in Section 13.2 (Publicity) or the defined term Confidential Information shall prevent either Party from disclosing Confidential Information to (a) its Affiliates and its and their employees, consultants, agents, and advisors, its and their accountants and lawyers, (b) prospective and actual licensees, sublicensees, distributors, contractors, service providers, contract research organizations, investors, lenders, and underwriters, (c) prospective and actual acquirers that have entered into a letter of intent or are actively negotiating a definitive acquisition or merger agreement with Licensee, (d) its and their accountants and lawyers; in the case of each of (a), (b), (c) and (d), on a need to know basis solely (i) in connection with Licensee's performing its obligations or exercising its rights under this Agreement or (ii) for the purpose of assisting the recipient with evaluating and entering into a transaction with Licensee and exercising the rights thereunder, and provided that each such recipient, prior to any such disclosure, must be bound by written or legally enforceable professional ethical obligations of confidentiality and non-use of substantially equivalent or greater (more restrictive for the benefit of the other Party) scope and duration than those set forth in this Article 13 (Confidentiality and Publication).

14. Term and Termination

14.1. **Term.** Unless terminated sooner in accordance with the terms set forth herein, the license granted pursuant to Section 2.1 (Research License) of this Agreement and this Agreement shall expire on the [***] anniversary of the Effective Date if, as of such date, no Specified Product (and related Specified Indication) has been selected by Licensee as contemplated herein. Otherwise, with respect to any particular Approved iPSC Line and the Specified Products and other Derivative Cells therefrom and the licenses related thereto granted hereunder, on a Specified Product-by-Specified Product and country-by-country basis, the "**Term**" shall mean the period from the Effective Date to the date on which the obligation to pay royalties in such country in the Territory with respect to such Specified Product has expired; provided that upon expiration of the Term for a Specified Product in a country, the license granted to Licensee pursuant to Section 2.2 (Clinical and Therapeutic Use License) shall become irrevocable and perpetual for such Specified Product in such country, subject to Section 4.5 (Royalties and Duration). This Agreement shall expire upon expiration of all obligations to pay royalties in all countries and jurisdictions in the Territory.

14.2. Termination.

14.2.1. Termination by FCDI. FCDI may terminate this Agreement:

(a) If Licensee does not make a payment due hereunder and fails to cure such breach (including the payment of interest) within [***] after written notice by FCDI of such breach, excluding from such calculation any day on which commercial banks are closed in the United States due to a banking holiday.

(b) If Licensee should (i) admit in writing its inability to pay its debts as they become due, (ii) become insolvent, (iii) make an assignment for the benefit of creditors, (iv) commence any case, proceeding or action relating to bankruptcy, insolvency, reorganization, or relief of debtors, seeking to have an order for relief entered with respect to it, seek to adjudicate itself as bankrupt or insolvent, seek reorganization, arrangement, adjustment, winding up, liquidation, dissolution, composition or other relief with respect to it or its debts or seek the appointment of a receiver, trustee, custodian, conservator or other similar official, or (v) have commenced against it any case, proceeding or action described in Section 14.2.1(b)(iv) that remains undismissed or undischarged for a period of [***] or that results in an order for any relief described in Section 14.2.1(b)(iv) that has not been vacated, discharged, or stayed or bonded pending appeal within [***] of the entry thereof or acquiesce at any time in any such case, proceeding, action or order and the administrator of the bankruptcy estate or Licensee has not, within [***] after the receipt of an inquiry from FCDI, confirmed that the bankruptcy estate or Licensee will adopt this Agreement.

(c) If an examination pursuant to Section 5 (Record Keeping; Audit Rights) shows an underreporting or underpayment by Licensee in excess of [***] for a period totaling [***]; such termination shall be effective upon [***] written notice to Licensee unless cured within such period or the findings are disputed by Licensee in which case the dispute shall be subject to the dispute resolution procedures set forth in Section 17.5 (Dispute Resolution); or

(d) Except as provided in subparagraphs (a)—(c) above, if Licensee materially breaches this Agreement and such breach has not been remedied within [***] after notice in writing by FCDI of such breach. Notwithstanding the foregoing, if Licensee disputes in good faith the existence, materiality or cure of the applicable material breach and provides written notice of such Dispute to FCDI within the [***] cure period provided above, then the Parties agree to make good faith efforts to resolve such Dispute informally. If the Parties fail to reach resolution after such good faith efforts, and if Licensee diligently pursues resolution as to the occurrence of such alleged material breach pursuant to the provisions of Section 17.5 (Dispute Resolution), then termination shall not become effective unless and until the earlier of (i) settlement of such matter between the Parties in which the Parties agree to termination of this Agreement and (ii) a final, unappealable or unappealed during the time allowed for appeals, court decision in accordance with Section 17.5 (Dispute Resolution) holding that Licensee has materially breached this Agreement and has failed to cure the same in accordance with the cure period set forth above. During the pendency of such a Dispute, all of the terms of this Agreement shall remain in effect and the Parties shall continue to perform all of their respective obligations and may exercise their respective rights hereunder.

14.2.2. Automatic Termination. This Agreement shall automatically terminate with respect to the WARF Licensed Patent Rights upon termination or expiration of the WARF In-License Agreement, subject to the right of Licensee and its Permitted Sublicensees to wind-up use of such WARF Licensed Patent Rights, including required destructions and returns, within the ensuing [***].

14.2.3. Termination by Licensee. Licensee may terminate this Agreement:

(a) If FCDI should (i) admit in writing its inability to pay, its debts as they become due, (ii) become insolvent, (iii) make an assignment for the benefit of creditors, (iv) commence any case, proceeding or action relating to bankruptcy, insolvency, reorganization, or relief of debtors, seeking to have an order for relief entered with respect to it, seek to adjudicate itself as bankrupt or insolvent, seek reorganization, arrangement, adjustment, winding up, liquidation, dissolution, composition or other relief with respect to it or its debts or seek the appointment of a receiver, trustee, custodian, conservator or other similar official. In such an event, all licenses and rights to licenses granted under or pursuant to this Agreement by FCDI to Licensee are, and shall otherwise be deemed to be, for purposes of Section 365(n) of the United States Bankruptcy Code (the “**Bankruptcy Code**”), licenses of rights to “intellectual property” as defined under Section 101(35A) of the Bankruptcy Code. The Parties agree that Licensee, as a licensee of such rights under this Agreement, shall retain and may fully exercise all of its rights and elections under the Bankruptcy Code.

(b) If FCDI should materially breach this Agreement, such termination shall be effective immediately upon written notice to FCDI.

(c) For convenience upon [***] advance written notice to FCDI.

14.3. Rights Upon Expiration. Except with respect to the license granted under Section 2.2 (Clinical and Therapeutic Use License) pursuant to Section 4.5 (Royalties and Duration), neither Party nor any Permitted Sublicensee shall have any further rights or obligations under this Agreement upon expiration of the Term, except as may have accrued prior to the expiration hereof, as contemplated in Section 14.4 (Rights Upon Termination), or as is provided pursuant to Section 14.6 (Survival).

14.4. Rights Upon Termination. Upon any early termination of this Agreement, all licenses and rights granted hereunder by FCDI to Licensee or a Permitted Sublicensee shall terminate; *provided* that with respect to Licensee Service Provider Agreements in effect as of such early termination or the execution and delivery of which are pending as of such early termination (as conclusively evidenced by the delivery to FCDI within [***] of termination of a fully executed copy of such Licensee Service Provider Agreement, as the case may be), except in the case of termination of the WARF In-License Agreement (with respect to which the Sunset Period Termination Date will not apply), such Licensee Service Provider Agreements will continue in effect only for purposes of winding-up until the earlier of (a) [***] after such early termination hereof and (b) the expiration of the term stated in the Licensee Service Provider Agreement, as the case may be (such earlier date being the “**Sunset Period Termination Date**”), subject to earlier termination in accordance with Section 14.2.1(a) (Termination by FCDI) and its Permitted Sublicensees (upon the Sunset Period Termination Date) shall thereafter have no further right to

practice the Licensed IP or use any Approved iPSC Lines, Specified Products, or other Derivative Cells, whether or not constituting a use, and shall promptly destroy all manifestations of the Licensed IP, whether in print, electronic or optical media, or otherwise in existence, and any Approved iPSC Lines and Derivative Cells, unless Licensee or its Permitted Sublicensees shall have received instructions from FCDI within [***] after termination of this Agreement or the Sunset Period Termination Date, as applicable, to return some or all manifestations of the Licensed IP, Approved iPSC Lines and Derivative Cells. Licensee shall certify in a writing delivered, within [***] of the termination hereof (or such later date of FCDI instructions) with respect to Licensee itself and within [***] of the Sunset Period Termination Date (or such later date of FCDI instructions) with respect to its Permitted Sublicensees, to FCDI that all such manifestations of the Licensed IP, Approved iPSC Lines and Derivative Cells including Specified Products in its possession or under its Control, or in the possession of its Permitted Sublicensees or under their Control, have been destroyed in accordance with applicable laws and regulations, or returned in accordance with FCDI's instructions, and Licensee shall ensure that its Permitted Sublicensees' Licensee Service Providers have done the same.

14.5. **Final Royalty Report.** No later than on the [***] after the Sunset Period Termination Date, Licensee shall submit a final report to FCDI, and any payments due FCDI shall become payable within [***] after Licensee's receipt of FCDI's invoice therefor, to be provided by FCDI after its receipt of the foregoing final report.

14.6. **Survival.** Any expiration or early termination of this Agreement shall not relieve a Party from any obligations accruing prior to such expiration or termination. Despite expiration or termination of this Agreement, the provisions of Sections 1 (Definitions), 3 (Manufacturing), 4 (Fees and Royalties), 5 (Record Keeping), 7.1 (Ownership), 8 (Indemnity and Insurance), 11 (Disclaimer of Warranties), 12 (No Consequential Damages), 13 (Confidentiality and Publication) (except the first sentence of Section 13.2 (Publicity)), 14 (Term and Termination), 15 (Assignment; Parties in Interest), and 17 (General Provisions) shall continue thereafter.

15. Assignment; Parties in Interest.

This Agreement or any rights or obligations of Licensee hereunder may not be assigned, delegated or transferred (by operation of law or otherwise) by Licensee, provided that Licensee is not in material breach of this Agreement, Licensee shall be permitted to assign and delegate or otherwise transfer this Agreement in its entirety and all rights and obligations of Licensee hereunder to an Affiliate (so long as it remains an "Affiliate" of Licensee) or a Third Party successor of all or substantially all of its assets or shares, or the business to which this Agreement relates, without the express prior written consent of FCDI, (such Affiliate or Third Party successor is a "**Licensee Transferee**"); provided, however, that: (a) Licensee notifies WARF and FCDI in writing within [***] following such assignment and delegation or other transfer, including the identity of such Licensee Transferee; (b) the Licensee Transferee shall expressly assume in writing Licensee's obligation to perform all the terms and conditions of the Sublicense Agreement (as well as Licensee's obligations under the WARF Side Letter) and to be responsible for all past and future obligations and liabilities thereunder; and (c) if the Licensee Transferee is an Affiliate, Licensee shall remain liable, jointly with the Licensee Transferee, for the performance of such Affiliate under this Agreement. Any purported assignment, delegation, or other transfer without such consent shall be null and void. This Agreement shall be binding upon and inure to the benefit of

FCDI and its successors in interest and assigns and Licensee and its permitted successors in interest and assigns. Any such successor or assignee of Licensee's interest shall expressly assume in writing Licensee's obligation to perform all the terms and conditions of this Agreement. Except as expressly set forth herein, Licensee and FCDI hereby agree that their respective representations, warranties and covenants set forth herein are solely for the benefit of the other Party, in accordance with and subject to the terms of this Agreement, and this Agreement is not intended to, and does not, confer upon any Person other than the Parties any rights or remedies hereunder. This Agreement or any rights or obligations of FCDI hereunder may not be assigned, delegated or transferred (by operation of law or otherwise) by FCDI, except to an Affiliate or a Third Party successor of all or substantially all of its assets or shares, or the business to which this Agreement relates.

16. Additional Requirements for Sublicenses and Licensee Service Provider Agreements.

In addition to the other requirements set forth elsewhere in this Agreement, Licensee shall include terms and conditions to the following effects in each sublicense and Licensee Service Provider Agreement, namely:

16.1. Transfer of Approved iPSC Line(s); Limited Use. Licensee shall be entitled from time-to-time to deliver Approved iPSC Line(s) and Derivative Cells to its Permitted Sublicensees, and Licensee and its Permitted Sublicensees shall be entitled from time to-time to deliver (but not purport to transfer title or other ownership interests in) Approved iPSC Line(s) and Derivative Cells to one or more Licensee Service Providers, subject to the terms and conditions of this Agreement, the WARF In-License Agreement, and the Licensee Service Provider Agreements. Neither this Agreement, nor the delivery of such Approved iPSC Line(s) or Pluripotent Derivative Cells to, nor the storage or use of such Approved iPSC Line(s) or Pluripotent Derivative Cells by, a Permitted Sublicensee or a Licensee Services Provider, shall constitute a "consignment" or "security agreement," or create a "security interest," within the meaning of any commercial law. All Permitted Sublicensees and all Licensee Service Providers shall indemnify and hold harmless Licensee, FCDI, and WARF from and against any loss of or damage to any such Approved iPSC Line(s) or Pluripotent Derivative Cells or any loss resulting from their storage, handling or use, whether or not a use that is caused by or results from any act or omission on the part of a Permitted Sublicensee or any of its Licensee Service Providers.

16.2. Storage and Handling. All Permitted Sublicensees and all Licensee Service Providers shall store and handle the Approved iPSC Line(s) and Pluripotent Derivative Cells in accordance with instructions given to them by Licensee, recognized industry practices and applicable laws, rules and regulations. To the extent of any conflict between or among such requirements, Permitted Sublicensees and Licensee Service Providers shall comply with the most stringent of such requirements.

16.3. NO RE-SALE OR TRANSFER. NEITHER A PERMITTED SUBLICENSEE NOR ANY OF ITS LICENSEE SERVICE PROVIDERS SHALL, IN ANY EVENT, SELL ANY OF THE APPROVED IPSC LINE(S) THAT ARE DELIVERED TO THEM TO ANY THIRD PARTY, OR TRANSFER OR DELIVER POSSESSION THEREOF, OTHER THAN TO LICENSEE IF SO INSTRUCTED BY LICENSEE IN WRITING.

17. General Provisions

17.1. **Prior NDA**. The Parties are party to that certain Mutual Non-Disclosure Agreement, effective as of January 11, 2019 (the “**Prior NDA**”). This Agreement supersedes the Prior NDA, the Prior NDA is hereby terminated as of the Effective Date, and all “Information” disclosed pursuant to the Prior NDA shall be “Confidential Information” under this Agreement.

17.2. **Independent Contractors**. The relationship between FCDI and Licensee is that of independent contractors. FCDI and Licensee are not joint venturers, partners, principal and agent, master and servant, employer or employee, and have no other relationship other than independent contracting parties. FCDI and Licensee shall have no power to bind or obligate each other in any manner, other than as is expressly set forth in this Agreement.

17.3. **Late Payments**. Late payments of any and all payments due hereunder shall be subject to a charge of [***] per month, or such lower maximum rate permitted by applicable law.

17.4. **Entire Agreement; Modification**. This Agreement sets forth the entire agreement and understanding between the Parties as to the subject matter hereof, and, as of the Effective Date shall supersede the MTAs with respect to the use and exploitation of materials and information provided therein, and the terms and conditions governing thereof, such that all “materials” transferred to Licensee pursuant to the MTAs’ Exhibit A shall be “Research-grade iPSC Lines” for the purposes of this Agreement and all “Confidential Information” (as defined in the MTAs) disclosed by either Party under the MTAs shall be “Confidential Information” of such Party hereunder for the purposes hereof. There shall be no amendments or modifications to this Agreement, except by a written document that is signed by both Parties.

17.5. **Dispute Resolution**. If any dispute between the Parties arises out of or relates to this Agreement (a “**Dispute**”), either Party by written notice to the other Party may have such issue referred for resolution to the Chief Executive Officer of Licensee, and the Chief Executive Officer, President or Chief Operating Officer of FCDI (collectively, the “**Executive Officers**”). The Executive Officers shall meet promptly to discuss the matter submitted and to determine a resolution. If the Executive Officers are unable to resolve the Dispute within [***] after it is referred to them, then the Parties may pursue all other rights and remedies available to them under this Agreement, and the matter may be brought by a Party as a suit in a court of competent jurisdiction in accordance with Section 17.6 (Governing Law; Jurisdiction and Venue) or arbitration subject to Section 5 (Record Keeping). Notwithstanding anything to the contrary contained in this Section 17.5 (Dispute Resolution), the Parties agree that this Section 17.5 (Dispute Resolution) shall not preclude a Party from seeking and obtaining equitable relief at any time as it deems appropriate to protect its interests.

17.6. **Governing Law; Jurisdiction and Venue**. This Agreement shall be construed and enforced in accordance with the laws of the State of Wisconsin without regard to the conflicts of laws principles thereof. The Parties hereby irrevocably consent to the jurisdiction and venue of state and federal courts sitting in [***]. The Parties agree that process may be served in the manner provided in accordance with the civil procedure rules on service according to, or as may be otherwise allowed by, U.S. federal law.

17.7. Waiver of Jury Trial. THE PARTIES HERETO HEREBY, TO THE EXTENT PERMITTED BY LAW, KNOWINGLY, VOLUNTARILY, AND INTENTIONALLY WAIVE, AND AGREE TO CAUSE THEIR RESPECTIVE AFFILIATES TO WAIVE, THE RIGHT TO A TRIAL BY JURY IN ANY ACTION OR OTHER LEGAL PROCEEDING DIRECTLY OR INDIRECTLY ARISING OUT OF, UNDER, IN CONNECTION WITH, OR RELATING TO THIS AGREEMENT AND THE TRANSACTIONS IT CONTEMPLATES. THIS WAIVER APPLIES TO ANY ACTION OR LEGAL PROCEEDING, WHETHER SOUNDING IN CONTRACT, TORT OR OTHERWISE.

17.8. Headings. The headings for each article and section in this Agreement have been inserted for convenience of reference only and are not intended to limit or expand on the meaning of the language contained in any particular article or section.

17.9. Severability. Should any one or more of the provisions of this Agreement be held invalid or unenforceable by a court of competent jurisdiction, it shall be considered severed from this Agreement and shall not serve to invalidate the remaining provisions hereof. The Parties shall make a good faith effort to replace any invalid or unenforceable provision with a valid and enforceable one such that the objectives contemplated by them when entering this Agreement may be realized.

17.10. No Waiver. A Party's delay in enforcing its rights under this Agreement or any waiver as to a particular breach or other matter shall not constitute a waiver of such Party's rights to the future enforcement of its rights under this Agreement, excepting only as to an express written and signed waiver as to a particular matter for a particular period of time.

17.11. Notices. Any notices required by this Agreement shall be in writing, shall specifically refer to this Agreement and shall be sent by registered or certified mail, postage prepaid, or by overnight courier, delivery charges prepaid, and shall be sent to the respective addresses set forth below unless subsequently changed by written notice to the other Party:

For FCDI: FUJIFILM Cellular Dynamics, Inc.
[***]

With a copy to:

FUJIFILM Cellular Dynamics, Inc.
[***]

For Licensee: Sana Biotechnology, Inc.
(other than invoices)
[***]
Email: [***]

For Licensee: Sana Biotechnology, Inc.
(invoices)
[***]
Email: [***]
Telephone: [***]

A notice shall be deemed delivered upon the earlier of (a) when received and (b) when sent by registered or certified mail, upon the [***] after deposit, postage prepaid.

17.12. Binding Effect. This Agreement shall be binding upon and inure to the benefit of the Parties and their respective legal representatives, successors, and permitted assigns.

17.13. No Third Party Beneficiaries. Except as expressly provided by this Agreement, nothing in this Agreement, express or implied, is intended to or will confer on any Person other than the parties to this Agreement and their respective successors or permitted assigns any rights (including Third Party beneficiary rights), remedies, obligations, or liabilities under or by reason of this Agreement. Except as expressly provided by this Agreement, this Agreement will not provide Third Parties with any remedy, claim, liability, reimbursement, cause of action, or other right in excess of those existing without reference to the terms of this Agreement.

17.14. Force Majeure. Except for monetary obligations hereunder, neither Party shall be responsible for delays resulting from causes beyond the reasonable control of such Party, including fire, explosion, flood, war, strike, or riot; *provided* that the nonperforming Party uses commercially reasonable efforts to avoid or remove such causes of nonperformance and continues performance under this Agreement with reasonable dispatch whenever such causes are removed.

17.15. Compliance with US Laws; Export Controls. Nothing contained in this Agreement shall require or permit FCDI or Licensee to do any act in violation of any applicable law, regulation or executive order as applicable and in effect from time to time. FCDI is subject to United States laws and regulations controlling the export of commodities, software, technology and services, including the Export Administration Regulations (15 C.F.R. 730-774) and the International Traffic in Arms Regulations (22 C.F.R. 120 et seq). FCDI's obligations under this Agreement are contingent on, and subject to, the requirements of, and compliance with, these laws and regulations. The transfer of certain items under this Agreement may require a license from an agency of the United States government or written assurances by Licensee that it will not re-export controlled items. While FCDI will endeavor to obtain any required license, it does not provide any assurance that any such license will issue. Licensee hereby agrees to comply with all applicable United States and foreign laws related to the transfer of rights in Licensed Patent Rights, items resulting from the use thereof, and related technical data to foreign countries.

17.16. Construction; Interpretation. Each Party hereto acknowledges and agrees that: (a) it or its counsel reviewed and negotiated the terms and provisions of this Agreement and has contributed to its revision; (b) the rule of construction to the effect that any ambiguities are resolved against the drafting Party shall not be employed in the interpretation of this Agreement; and (c) the terms and provisions of this Agreement shall be construed fairly as to both Parties hereto and not in favor of or against either Party, regardless of which Party was generally responsible for the preparation of this Agreement. Except where the context expressly requires otherwise, (i) the use of any gender herein shall be deemed to encompass references to either or both genders, and the use of the singular shall be deemed to include the plural (and vice versa), (ii) the words "include," "includes," and "including" shall be deemed to be followed by the phrase "without limitation," (iii) the word "shall" shall be construed to have the same meaning and effect as the word "shall," and vice versa, (iv) any definition of or reference to any agreement, instrument, or other document herein shall be construed as referring to such agreement, instrument, or other

document as from time to time amended, supplemented, or otherwise modified (subject to any restrictions on such amendments, supplements, or modifications set forth herein), (v) any reference herein to any Person shall be construed to include the Person's successors and assigns, (vi) the words "herein," "hereof," and "hereunder," and words of similar import, shall each be construed to refer to this Agreement in its entirety and not to any particular provision hereof, (vii) except as expressly referenced otherwise, all references herein to Articles, Sections, Exhibits, or Tables shall be construed to refer to Articles, Sections, Exhibits, or Tables of this Agreement, and references to this Agreement include all Exhibits hereto, (viii) the word "notice" means notice in writing (whether or not specifically stated) and shall include notices, consents, approvals, and other written communications contemplated under this Agreement, (ix) provisions that require that a Party or the Parties "agree," "consent," "approve," or the like shall require that such agreement, consent, or approval be specific and in writing, whether by written agreement, letter, approved minutes, or otherwise (but excluding e-mail and instant messaging), (x) references to any specific law, rule, or regulation, or section or other division thereof, shall be deemed to include the then-current amendments thereto or any replacement or successor law, rule, or regulation thereof, (xi) the term "or" shall be interpreted in the inclusive sense commonly associated with the term "and/or," and (xii) the words "terms of this Agreement" shall be construed to have the same meaning and effect as the words "terms and conditions of this Agreement."

17.17. Counterparts. Facsimile or electronic signatures shall be accepted as original signatures. This Agreement may be executed as one or more counterparts, each of which shall be deemed an original Agreement.

[signature page follows]

IN WITNESS WHEREOF, the Parties have executed this Agreement by their duly authorized representatives as of the date set forth above.

FCDI:

FUJIFILM CELLULAR DYNAMICS, INC.

By: _____

Name: Takeshi Yamamoto

Title: Chief Executive Officer

LICENSEE:

SANA BIOTECHNOLOGY, INC.

By: _____

Name: Steve Harr, MD

Title: Chief Executive Officer

List of Exhibits:

Exhibit A – Approved iPSC Line(s)

Exhibit B – Licensed Patent Rights

Exhibit C – WARF In-License Agreement

Exhibit A

Approved iPSC Line(s)

(1) Research-grade iPSC Lines:

As of the Effective Date:
[***]

(2) cGMP-grade iPSC Line(s): ¹

As of the Effective Date:
none

¹ Upon the request of Licensee at any time prior to the [***] anniversary of the Effective Date, FCDI will make available to Licensee cGMP-grade iPSC Lines [***] (e.g., [***]) pursuant to one or more Additional iPSC Line Agreement(s) to be entered into by and between the Parties promptly following such request by Licensee, provided that such lines have not ceased to be available through no fault of FCDI.

Exhibit C

WARF In-License Agreement

See attached.

CERTAIN CONFIDENTIAL INFORMATION IN THIS DOCUMENT, MARKED BY [*], HAS BEEN OMITTED BECAUSE IT IS BOTH (I) NOT MATERIAL AND (II) WOULD BE COMPETITIVELY HARMFUL IF PUBLICLY DISCLOSED**

LICENSE AGREEMENT

This Agreement is made effective the 6th day of June, 2012 (“Effective Date”), by and between the Wisconsin Alumni Research Foundation (“WARF”), a nonprofit Wisconsin corporation, and Cellular Dynamics International, Inc. (“Licensee”), a corporation organized and existing under the laws of Wisconsin.

WHEREAS, WARF owns or holds certain intellectual property rights to the inventions described in the Licensed Patents defined below;

WHEREAS, WARF has granted to [***] an exclusive license under the Licensed Patents in Appendices B-1, and B-5 in certain fields covering Therapeutic Products and Diagnostic Products, as well as a non-exclusive license under certain Licensed Patents for Research Products (all defined below), which may prohibit WARF from granting Licensee any rights outside those granted in this Agreement;

WHEREAS, WARF entered into an Industry Research Products License with Licensee effective November 22, 2006, i.e., Agreement No. 05-W272, an Exclusive and Non-exclusive License Agreement with iPS Cells, Inc. effective June 27, 2008, i.e., Agreement No. 08-0380, and a Commercial Products License with Stem Cell Products, Inc. effective December 21, 2007, i.e., Agreement No. 08-0104A;

WHEREAS, iPS Cells, Inc. and Stem Cell Products, Inc., subsequent to entering into the above-referenced agreements, merged with Licensee and Licensee desires to consolidate the license agreements and WARF is willing to grant to Licensee such a license under the terms and conditions set forth herein.

NOW, THEREFORE, in consideration of the mutual covenants and agreements set forth below, the parties covenant and agree as follows:

Section 1. Definitions.

For the purposes of this Agreement, the Appendix A definitions will apply.

Section 2. Grant.

A. License.

(i) WARF hereby grants Licensee a world-wide, non-exclusive license under the Licensed Patents to make, use and receive Licensed Materials and Reprogrammed iPS Cells for use in Internal Research.

(ii) Subject to the terms of Section 2B, WARF hereby grants Licensee a world-wide, exclusive license under the Licensed Patents listed in Appendix B-1 to make, use, sell, offer for sale, and import Research Products in the B-1 Licensed Field.

(iii) Subject to the terms of Section 2B, WARF hereby grants Licensee a world-wide, exclusive license under the Licensed Patents listed in Appendix B-2 to make, use, sell, offer for sale, and import Therapeutic Products in the B-2 Licensed Field.

(iv) Subject to the terms of Section 2B, WARF hereby grants Licensee a world-wide, exclusive license under the Licensed Patents listed in Appendix B-3 to make, use, sell, offer for sale, and import Products in the B-3 Licensed Field; provided, however, that WARF hereby reserves the right to grant to third parties nonexclusive licenses under the Licensed Patent listed in Appendix B-3 as B-3A to make, use and receive Licensed Materials and Reprogrammed iPS Cells for use in internal research.

(v) Subject to the terms of Section 2B, WARF hereby grants Licensee a world-wide, exclusive license under the Licensed Patents listed in Appendix B-4 to make, use, sell, offer for sale, and import Therapeutic Products in the B-4 Licensed Field. For clarity, the sole patent considered in Appendix B-4 and subject to the exclusivity granted in this Section 2A(v) is also subject to the non-exclusive grant in Section 2A(vi) as such patent is also listed in Appendix B-5.

(vi) WARF hereby grants Licensee a world-wide, non-exclusive license under the Licensed Patents listed in Appendix B-5 to make, use, sell, offer for sale, and import Research Products in the B-5 Licensed Field.

B. Sublicenses.

(i) Sublicensing of Exclusive Licenses.

Licensee may grant written, non-exclusive sublicenses, without the right to further sublicense, to third parties solely under Sections 2A(ii), (iii) (iv) and (v) above.

Any agreement granting a sublicense will contain terms and conditions no less restrictive than those set forth in this Agreement and will state that the sublicense is subject to the termination of this Agreement. Licensee will have the same responsibility for the activities of any sublicensee as if the activities were directly those of Licensee. Licensee will provide WARF with the name, contact information and address of each sublicensee, as well as information regarding the number of full-time employees of any such sublicensee to allow WARF to determine whether it can maintain its small entity filing status for patent prosecution and maintenance purposes. Licensee will provide to WARF copies of each sublicense agreement and any amendments thereto within thirty (30) days of executing a sublicense.

(ii) Mandatory Sublicensing.

In the event that WARF receives a bona fide written solicitation from a third party who wishes to license any of the Licensed Patents identified in Appendix B-3 to develop a Product in which Licensee has not provided WARF sufficient evidence that it is actively developing in

(hereinafter "Third Party Field"), then WARF will deliver to the Licensee, or cause the third party to deliver to the Licensee, a written notice ("Notice") including without limitation: (i) the third party's bona fide intention to license the Licensed Patents listed in Appendix B-3 to develop and create Products incorporating or derived from the Licensed Patents listed in Appendix B-3 in the Third Party Field, (ii) a description of the Product the third party intends to develop and the indication, application or subfield for which the Product would cover, and (iii) the name and address of the third party if WARF is able to do so.

Licensee will exercise one of the following options within ninety (90) days of Licensee's receipt of the Notice: (a) Demonstrate to WARF's reasonable satisfaction by submission of a Development Plan inclusive of research and commercial milestones that Licensee is undertaking an active research and development program for the development and commercialization of the Licensed Patents listed in Appendix B-3 in the Third Party Field and, if sufficient, such milestones will be added to this Agreement as additional diligence requirements; or (b) Offer to grant a sublicense to such soliciting third party in the Third Party Field on commercially reasonable and non-discriminatory license terms; should Licensee pursue 2B(ii)(b), Licensee will have an additional one hundred twenty (120) days to execute a sublicense.

In the event Licensee declines or, within ninety (90) days of notification to Licensee by WARF, fails to proceed under (a) or (b) above, or fails to timely execute a sublicense under (b) above, WARF may directly grant a license to such third party to any Licensed Patent listed in Appendix B-3 in the Third Party Field for the benefit of WARF. The provisions of this Section B(ii) shall not apply to Licensed Patents listed in Appendix B-3B provided that before the end of the calendar year 2012, Licensee has made episomal reprogramming using the Licensed Patents in Appendix B-3B generally available to the research community on commercially reasonable terms and fees. Licensee currently intends to market, through a distributor, a Reprogrammed iPS Cells kit covered by the Licensed Patents in Appendix B-3B that will provide details and reagents to purchasers for performing episomal reprogramming which will be paired with a licensing plan permitting free use by academic researchers and annual fee based research use by commercial entities, and such a plan would be considered making the technology generally available.

C. Restrictions and Limitations.

The licenses granted under this Agreement do not provide any right or license to: (i) grant any sublicenses under this Agreement to any third parties, other than as set forth in Section 2B; (ii) make, have made, use, sell, offer for sale, import or otherwise transfer Therapeutic Products or Diagnostic Products that use neural cells, cardiomyocytes or pancreatic islet cells, or their respective precursors, developed from and/or incorporating the Licensed Materials, or Derivative Materials (to avoid doubt, this subsection (ii) does not apply to Reprogrammed iPS Cells or materials made from them).

D. Reservation of Rights.

In addition to the United States Government Rights identified in Section 14, WARF hereby reserves the right to grant non-profit research institutions and governmental agencies nonexclusive licenses to practice and use the inventions of the Licensed Patents for Non-Commercial Research Purposes. WARF, the University of Wisconsin, and the inventors of the Licensed Patents shall have the right to publish any information included in the Licensed Patents.

E. License to WARF.

(i) Licensee hereby grants, and will require its sublicensee(s) to grant, to WARF a world-wide, non-exclusive, royalty-free, irrevocable, paid-up license, with the right to grant sublicenses, to the University of Wisconsin, the WiCell Research Institute and the Morgridge Institute for Research, to make, have made, use and otherwise practice Developments for Non-Commercial Research Purposes in organizations associated with either WARF or the University of Wisconsin.

(ii) In the event that Licensee and its sublicensee(s) discontinue the use or commercialization of the Licensed Patents and/or Developments (to the extent permitted under Section 2A), Licensee shall grant, and shall require its sublicensee(s) to grant, to WARF an option to obtain a non-exclusive, royalty-bearing license, with the right to grant sublicenses, to practice and use said Developments for commercial purposes. Licensee shall provide to WARF written notice that Licensee and its sublicensee(s) intend to discontinue such use or commercialization immediately upon making such a decision. WARF's option with respect to each Development shall expire sixty (60) days after WARF's receipt of said written notice from Licensee. The failure of WARF to timely exercise its option under this paragraph shall be deemed a waiver of WARF's option, but only with respect to the Development so disclosed.

Section 3. Reporting.

A. Licensee has diligently developed, and now does manufacture, market and sell Research Products in the B-1, B-3, and B-5 Licensed Fields, and Licensee intends to develop Therapeutic Products relating to Reprogrammed iPS Cells in the B-2, B-3 and B-4 Licensed Fields, throughout the term of this Agreement.

B. Licensee agrees to make Development Reports to WARF, beginning in January 2012 and continuing until the Date of First Commercial Sale, of (a) a Research Product in the [***] lineage covered by the Licensed Patents listed in Appendix B-1; (b) a Research Product in the [***] lineage covered by the Licensed Patents listed in Appendix B-1; (c) a Therapeutic Product covered by the Licensed Patents listed in Appendix B-2; (d) a Therapeutic Product made from Reprogrammed iPS Cells covered by the Licensed Patents listed in Appendix B-3; (e) a Research Product made from Reprogrammed iPS Cells covered by the Licensed Patents listed in B-3; and (f) a Therapeutic Product in the [***] lineage covered by the Licensed Patents listed in Appendix B-4; Licensee will provide WARF with a written Development Report for each of those six products summarizing Licensee's development activities since the last Development Report and any necessary adjustments to the Development Plan. Licensee agrees to provide each Development Report to WARF on or before thirty (30) days from the end of each semi-annual period ending June 30 and December 31 for which a report is due, and will set forth in each Development Report sufficient detail to enable WARF to ascertain Licensee's progress toward the requirements of the Development Plan. WARF reserves the right to audit Licensee's records relating to the development activities required hereunder. Such record keeping and audit procedures will be subject to the procedures and restrictions set forth in Section 6 for auditing the financial records of Licensee.

C. Licensee acknowledges that any failure by Licensee to reasonably implement the Development Plan, or to make timely submission to WARF of any Development Report, or the providing of any false information to WARF regarding Licensee's development activities hereunder, will be a material breach of the terms of this Agreement, subject to the right to cure under Section 7.

D. Licensee further agrees to and warrants that it (or its sublicensees) will meet the following "Milestones" with respect to development of Therapeutic Products in the B-2, B-3, and B-4 Licensed Fields and financing:

(i) Licensee (or its sublicensees) will reach the following Milestones with respect to the development of Therapeutic Products:

(a) [***]

(b) [***]

(c) [***]

(d) [***]

(e) [***]

(f) [***]

(ii) Should Licensee miss, or conclude that it will miss, a Milestone set forth in Section 3D(i) of this Agreement, then Licensee shall inform WARF in writing and explain why a specific Milestone is missed or may be missed as soon as Licensee has missed, or concludes that it will miss, such Milestone. If any Milestone described in Section 3D(i)(a) or (b), (c) or (d), or (e) or (f) is or will be missed by more than one hundred and twenty (120) days, the exclusive license granted in Section 2A(iv) to the Licensed Patents identified on Appendix B-3, in Section 2A(iii) to the Licensed Patents identified on Appendix B-2, and in Section 2A(v) to the Licensed Patents identified on Appendix B-4, respectively, shall be converted to a nonexclusive license. If another Milestone described in Section 3D(i) (whether or not the first missed Milestone pertained to the same Appendix of Licensed Patents) is or will be missed by more than one hundred and twenty (120) days, then all exclusive licenses granted in Sections 2A to the Licensed Patents shall be converted to a non-exclusive license.

Section 4. Consideration.

A. License Fee.

Licensee will pay to WARF a license fee of [***] dollars (\$[***) which will be paid within thirty (30) days of receiving an invoice for such fee from WARF, such invoice to be sent by WARF upon execution of this Agreement.

B. Royalty.

(i) In addition to the Section 4A license fee, Licensee will pay to WARF, as “earned royalties,” a royalty calculated as a percentage of the Selling Price of Products in accordance with the terms of this Agreement. The royalty is deemed earned as of the earliest of the date the Product is actually sold, leased or otherwise transferred, actually performed, for consideration, the date an invoice is sent by Licensee or its sublicensee(s), or the date a Product is transferred to a third party for any promotional reasons. With respect to Products sold by Licensee (or a third party (see definition of Selling Price)), the royalty rate will remain fixed while this Agreement is in effect and will be [***] percent ([***]%) of the Selling Price of Research Products and [***] percent ([***]%) of the Selling Price of all Products other than Research Products.

(ii) If Licensee is required to make payments to a third party (who is not an Affiliate) for a license or similar right to such third party’s patents, in the absence of which right or license Licensee could not legally make, use or sell Products, then the royalty payable under this Section 4B will be reduced by [***] percent ([***]%) for each additional [***] percent ([***]%) of royalties payable to such third parties on that Product; *provided, however*, that the adjusted royalty rate to WARF will be no less than [***] percent ([***]%) of the applicable royalty rate payable to WARF under Section 4B of this Agreement for such Products, even in cases where Section 4B(iii) below also applies.

(iii) In the event that the sale, lease, or other transfer by Licensee of Products under this Agreement also requires payment to WARF of royalties under any other agreement between WARF and Licensee, the cumulative earned royalties owed to WARF for that Product under all such agreements will not exceed the single highest royalty as set forth in those agreements. Licensee will pay to WARF royalties under all such agreements individually and on a *pro rata* basis. (For example, if Licensee owes to WARF a [***] percent ([***]%) earned royalty under this Agreement and a [***] percent ([***]%) earned royalty under a separate agreement, the cumulative royalties owed to WARF will be [***] percent ([***]%) but will be paid proportionately under each agreement in payments of [***]percent ([***]%) under this Agreement and [***]percent ([***]%) on the other.)

C. Sublicensing Royalties and Fees.

(i) With respect to sublicenses granted by Licensee under Section 2B, Licensee shall pay to WARF an amount equal to what Licensee would have been required to pay to WARF had Licensee sold the amount of Products sold by such sublicensee.

(ii) In addition, if Licensee receives any fees, minimum royalties, or other payments in consideration for any rights granted under a sublicense, or option to sublicense, or other similar rights, and such payments are not based directly upon the amount or value of Products sold by the sublicensee (hereinafter “Sublicense Fees”), then Licensee shall pay WARF [***] percent ([***]%) of such payments within thirty (30) days of receipt of such payments, and otherwise in the manner specified in Section 4G. Licensee shall not receive from its sublicensees anything of value in lieu of cash payments in consideration for any sublicense granted under this Agreement without the express prior written consent of WARF. No payments owed for Sublicense Fees shall be prorated, whether the sublicense to the Licensed Patents is bundled with other licenses or sublicenses or not, without WARF’s written consent.

D. Minimum Royalty.

Starting in calendar year 2012, Licensee will pay to WARF a minimum royalty of [***] dollars (\$[***]) per calendar year or part thereof during which this Agreement is in effect against which any earned royalty paid for the same calendar year will be credited. The minimum royalty for a given year will be due at the time payments are due for the calendar quarter ending on December 31. It is understood that the minimum royalties will apply on a calendar year basis, and that sales of Products requiring the payment of earned royalties made during a prior or subsequent calendar year will have no effect on the annual minimum royalty due WARF for any other given calendar year.

E. Patent Fees and Costs.

(i) Licensee also agrees to reimburse WARF for [***] percent ([***]%) of all reasonable costs incurred by WARF in filing, prosecuting and maintaining the Licensed Patents listed on Appendix B-1, B-3 and B-4; ([***]%) of all reasonable costs incurred by WARF in filing, prosecuting and maintaining the Licensed Patents listed on Appendix B-2; and a fee of [***] dollars (\$[***]) for costs incurred by WARF in filing, prosecuting and maintaining the Licensed Patents listed on Appendix B-5. Licensee will be billed quarterly and will pay amounts owed within thirty (30) days of receipt of an invoice from WARF.

(ii) WARF will maintain and continue to prosecute each patent application that is a Licensed Patent as of the Effective Date until WARF determines that continued prosecution is unlikely to result in the issuance of a patent in the country in which the application is filed.

(iii) Licensee may request, by written notice to WARF, that WARF file, maintain and/or prosecute foreign patent application(s) with respect to any invention subject to a Licensed Patent exclusively licensed to Licensee filed in the United States. Any such written notice will specify the country or countries, as may be the case, in which Licensee requests that the filing(s) are to be made, maintained and/or prosecuted by WARF. Promptly after WARF undertakes to file any patent application pursuant to Licensee's request, WARF will give written notice that it is doing so to Licensee. Licensee will reimburse WARF for [***] percent ([***]%) of all costs associated with preparing, filing and maintaining such filings in the manner provided in Section 4E(i) above. WARF will make, maintain and prosecute each and every patent application it files at Licensee's request pursuant to this Section 4E(iii) until WARF determines that continued prosecution is unlikely to result in the issuance of a patent in that country.

(iv) Licensee will have the right to review and comment on any significant prosecution actions and correspondences received pertaining to the filing, prosecution and maintenance of the Licensed Patents exclusively licensed to Licensee. WARF will forward a copy of such actions and correspondence to Licensee within [***] ([***]) days of their receipt by WARF. WARF shall review and consider in good faith the opinions and proposals submitted by Licensee if such opinions and proposals are provided to WARF within [***] ([***]) days from the date WARF provided the copy of the action or correspondence to Licensee.

(v) Interferences.

[***]1

[***]

F. Milestone Fees.

Licensee and each sublicensee shall pay to WARF the amounts detailed below within thirty (30) days of the achievement of the corresponding milestones for each Therapeutic Product in the B-2, B-3 and B-4 Licensed Fields.

<u>Milestone</u>	<u>Milestone Fee</u>
Milestone described in Section 3D(i)(a) of this Agreement	\$([***])
Milestone described in Section 3D(i)(b) of this Agreement	\$([***])
Milestone described in Section 3D(i)(c) of this Agreement	\$([***])
Milestone described in Section 3D(i)(d) of this Agreement	\$([***])
Milestone described in Section 3D(i)(e) of this Agreement	\$([***])
Milestone described in Section 3D(i)(f) of this Agreement	\$([***])

G. Accounting; Payments.

(i) Amounts owing to WARF under Section 4B of this Agreement will be paid on a quarterly basis, with such amounts due and received by WARF on or before the thirtieth (30th) day following the end of the calendar quarter ending on March 31, June 30, September 30 or December 31 in which such amounts were earned. The balance of any amounts which remain unpaid more than thirty (30) days after they are due to WARF will accrue interest until paid at the rate of the lesser of [***] percent ([***]%) per month or the maximum amount allowed under applicable law. However, in no event will this interest provision be construed as a grant of permission for any payment delays.

(ii) Except as otherwise directed, all amounts owing to WARF under this Agreement will be paid in U.S. dollars. All royalties owing with respect to the Selling Prices are stated in currencies other than U.S. dollars will be converted at the rate shown in the Federal Reserve Noon Valuation – Value of Foreign Currencies on the day preceding the payment. WARF is exempt from paying income taxes under U.S. law. Therefore, all payments due under this Agreement will be made without deduction for taxes, assessments, or other charges of any kind which may be imposed on WARF by any government outside of the United States or any political subdivision of such government with respect to any amounts payable to WARF pursuant to this Agreement. All such taxes, assessments, or other charges will be assumed by Licensee or its sublicensee(s).

¹ Two paragraphs of confidential information was redacted.

(iii) A full accounting showing how any amounts owing to WARF under Section 4B have been calculated will be submitted to WARF on the date of each such payment. Such accounting will be on a per-country and Product line, model or tradename basis and will be summarized on the form shown in Appendix C of this Agreement. In the event no payment is owed to WARF, a statement setting forth that fact will be supplied to WARF.

Section 5. Certain Warranties.

A. WARF warrants that it has the right to grant the licenses granted to Licensee in this Agreement. Nothing in this Agreement will, however, be construed as: (i) a warranty or representation by WARF or Licensee as to the validity or scope of any of the Licensed Patents; (ii) a warranty or representation that anything made, used or transferred under the licenses granted in this Agreement will or will not infringe patents of third parties; (iii) an obligation to furnish any assistance, or know-how not provided in the Licensed Patents or any materials or services other than those specified in this Agreement; or (iv) an obligation to file any patent application or secure or maintain any patent right.

B. EXCEPT AS EXPRESSLY SET FORTH IN SECTION 5A OF THIS AGREEMENT, WARF MAKES NO OTHER REPRESENTATIONS, EXTENDS NO WARRANTIES OF ANY KIND, EITHER EXPRESS OR IMPLIED, AND ASSUMES NO RESPONSIBILITIES WHATSOEVER WITH RESPECT TO THE MERCHANTABILITY OR FITNESS FOR ANY PARTICULAR PURPOSE OR THE NON-INFRINGEMENT OR USE OF ANY PRODUCT OR SERVICE UNDER THIS AGREEMENT.

C. TO THE MAXIMUM EXTENT PERMITTED BY LAW, IN NO EVENT WILL WARF OR ITS TRUSTEES, DIRECTORS, OFFICERS AND EMPLOYEES (INCLUDING WITHOUT LIMITATION ANY INVENTORS OF THE LICENSED PATENTS) BE LIABLE FOR ANY INDIRECT, INCIDENTAL OR CONSEQUENTIAL DAMAGES OF ANY KIND, INCLUDING ECONOMIC DAMAGES OR INJURY TO PROPERTY AND LOST PROFITS, REGARDLESS OF WHETHER SUCH PARTY HAS BEEN ADVISED OF THE POSSIBILITY OF SUCH DAMAGES AND NOTWITHSTANDING THE FAILURE OF THE ESSENTIAL PURPOSE OF ANY LIMITED REMEDY.

D. Licensee represents and warrants that Products produced under the licenses granted herein shall be manufactured substantially in the United States as required by 35 U.S.C. § 204 and applicable regulations of Chapter 37 of the Code of Federal Regulations.

Section 6. Recordkeeping.

A. Licensee and its sublicensee(s) will keep books and records sufficient to verify the accuracy and completeness of Licensee's and its sublicensee(s)'s accounting referred to above, including without limitation inventory, purchase and invoice records relating to any Products sold under this Agreement. In addition, Licensee will keep books and records sufficient to verify the accuracy and completeness of Licensee's Development Reports. Such documentation may include, but is not limited to, invoices for studies, laboratory notebooks, internal job cost records, and filings made to the Internal Revenue Department to obtain tax credit, if available, for research and development. All such books and records will be preserved for a period not less than six (6) years after they are created during and after the term of this Agreement.

B. Licensee and its sublicensee(s) will take all steps reasonably necessary so that WARF may, within thirty (30) days of its request, review Licensee's and its sublicensee(s)'s books and records to allow WARF to verify the accuracy of Licensee's and its sublicensee(s)'s Development Reports and the payments made by Licensee and its sublicensee(s) to WARF. Such review will be performed no more than annually and by an attorney or registered CPA and scientific expert designated by WARF at WARF's expense upon reasonable notice and during regular business hours.

C. If a royalty payment deficiency is determined, Licensee and its sublicensee(s), as applicable, will pay the royalty deficiency outstanding within thirty (30) days of receiving written notice thereof, plus interest on outstanding amounts as described in Section 4G(i). If a royalty payment deficiency for a calendar year exceeds the lesser of [***] percent ([***]%) of the royalties paid for that year or [***] dollars (\$[***]), then Licensee or its sublicensee(s) will be responsible for paying WARF's out-of-pocket expenses incurred with respect to such review.

Section 7. Term and Termination.

A. The term of this license will begin on the Effective Date and continue, with respect to the Licensed Patents, until the expiration of the last to expire Licensed Patents, unless otherwise earlier terminated as provided herein.

B. Licensee may terminate this Agreement at any time by giving at least ninety (90) days written and unambiguous notice of such termination to WARF.

C. WARF may terminate this Agreement by giving Licensee at least ninety (90) days written notice if any one of the milestones in Section 3D(i) of this Agreement are missed.

D. If Licensee at any time (i) defaults in the timely payment of any monies due to WARF or the timely submission to WARF of any report, (ii) fails to actively pursue any Development Plan, or (iii) commits any breach of any other covenant herein contained, and Licensee fails to remedy any such breach or default within [***] ([***]) days after written notice thereof by WARF, or if Licensee or its sublicensee(s) commits any act of bankruptcy, becomes insolvent, is unable to pay its debts as they become due, files a petition under any bankruptcy or insolvency act, or has any such petition filed against it which is not dismissed within [***] ([***]) days, or offers any component of the Licensed Patents, Licensed Materials or Reprogrammed iPS Cells to its creditors, WARF may, at its option, terminate this Agreement by giving notice of termination to Licensee.

E. Upon termination of this Agreement, the licenses granted herein will immediately terminate. In the event of termination under Section 7B or 7C, Licensee and its sublicensee(s) will have [***] ([***]) days to cease all activities involving the use of Licensed Materials, Reprogrammed iPS Cells, and Derivative Materials for any purpose, and will destroy all Licensed Materials, Reprogrammed iPS Cells and Derivative Materials in its possession. Licensee and its sublicensee(s) will remain obligated to pay any outstanding amounts owed as of the date of termination and all such amounts will be paid within [***] ([***]) days of termination.

F. For clarity, Sections 5B, 5C, 6, 11, 13, 14, 16, and 18 will survive any termination of this Agreement.

Section 8. Assignability; Change of Control.

Licensee will notify WARF in writing at least thirty (30) days in advance of any Change of Control Event and, with respect to a transfer to any non-Affiliate, pay to WARF a fee of [***] dollars (\$[***) to allow the transfer of the license granted herein to that non-Affiliate to whom control has been transferred, within thirty (30) days after the occurrence of such event. In the event of any assignment Licensee shall nevertheless remain liable for all of its obligations, and those of any such assignee, to WARF hereunder.

Section 9. Contest of Validity.

A. Licensee and its sublicensee(s) must provide WARF at least three (3) months prior written notice before filing any action that contests the validity of any Licensed Patent during the term of this Agreement.

B. In the event Licensee or its sublicensee(s) files any action contesting the validity of any Licensed Patent, the filing party will pay a royalty rate of [***] ([***) times the royalty rate specified in Section 4B of this Agreement for all Products sold during the pendency of such action. Moreover, should the outcome of such contest determine that any claim of a Licensed Patent challenged is valid and would be infringed by a Product sold by Licensee (or its sublicensee(s), if such sublicensee filed the action) if not for the license granted by this Agreement, Licensee (or its sublicensee(s), if such sublicensee filed the action) will thereafter, and for the remaining term of this Agreement, pay a royalty rate of [***] ([***) times the royalty rate specified in Section 4B of this Agreement.

C. In the event that Licensee or its sublicensee(s) contests the validity of any Licensed Patent during the term of this Agreement, Licensee agrees (and will require its sublicensee(s) to agree) to pay to WARF all royalties due under the Agreement during the period of challenge. For the sake of clarity, such amounts will not be paid into any escrow or other account, but directly to WARF, and will not be refunded.

Section 10. Enforcement.

WARF intends to protect the Licensed Patents against infringers or otherwise act to eliminate infringement, when, in WARF's sole judgment, such action may be necessary, proper, and justified and makes reasonable business sense considering all factors. In the event that Licensee or its sublicensee(s) believe there is infringement of any Licensed Patent under this Agreement which is to its substantial detriment, Licensee shall provide WARF with notification and reasonable evidence of such infringement.

Section 11. Indemnification and Insurance.

A. Licensee and its sublicensee(s) will, at all times during the term of this Agreement and thereafter, indemnify, defend and hold harmless WARF, the Morgridge Institute for Research, the WiCell Research Institute, and the University of Wisconsin (the "University"), and their respective trustees, directors, officers, shareholders and employees (including without limitation any inventors of the Licensed Patents) (each, an "Indemnitee") against all liabilities, demands, damages, settlements, suits, claims, proceedings, costs and expenses, including legal expenses and reasonable attorneys fees, arising out of or relating to the death of or injury to any person or persons or any damage to property, due to the sale, marketing, use, or manufacture of Products, Licensed Materials, and Reprogrammed iPS Cells, or any Derivative Materials or Developments. WARF at all times reserves the right to select and retain counsel of its own to defend WARF's interests in any such proceeding.

B. Licensee warrants, and will have its sublicensee(s) warrant, that it now maintains and will continue to maintain liability insurance coverage reasonably appropriate to the risk involved in use, sale, marketing, and manufacture of Products, the Licensed Materials, Reprogrammed iPS Cells, and any Derivative Materials or Developments, under this Agreement, and that such insurance coverage is sufficient to cover WARF and the inventors of the Licensed Patents and Licensed Materials and Reprogrammed iPS Cells as additional insureds. Upon WARF's request, Licensee and its sublicensee(s), if applicable, will present evidence to WARF that such coverage is being maintained.

Section 12. Use of Names.

Neither party shall use the other's name, the name of any inventor of the Licensed Patents, or the name of WARF or the University of Wisconsin in any other form of publicity without the prior written approval of the entity or person whose name is being used, except where a disclosure is required by any applicable law or the rules of any securities exchange. Notwithstanding the foregoing, WARF shall have the right to disclose to existing and potential licensees the fact that WARF has entered into this Agreement with Licensee.

Section 13. Confidentiality.

A. The parties hereto agree to keep any information identified as confidential by the disclosing party confidential using methods at least as stringent as each party uses to protect its own confidential information. "Confidential Information" will include the terms of this Agreement, Licensee's Development Plan and Development Reports, Royalty Reports and forecasts, sublicenses, the Licensed Patents and all information concerning them and any other information marked confidential or accompanied by correspondence indicating such information is exchanged in confidence between the parties. Except as may be authorized in advance in writing by WARF, Licensee will only grant access to WARF's Confidential Information to its sublicensee(s) and those employees of Licensee and its sublicensee(s) involved in research relating to the Licensed Patents. Licensee will require its sublicensee(s) and all such employees to be bound by terms of confidentiality no less restrictive than those set forth in this Section 13. Licensee and its sublicensee(s) will not use any Confidential Information to WARF's detriment, including, but not limited to, claiming priority to the Licensed Patents in any patent prosecution. The confidentiality and use obligations set forth above apply to all or any part of the Confidential Information disclosed hereunder except to the extent that:

- (i) the receiving party can show by written record that it possessed the information prior to its receipt from the other party;
- (ii) the information was already available to the public or became so through no fault of the receiving party;
- (iii) the information is subsequently disclosed to the receiving party by a third party that has the right to disclose it free of any obligations of confidentiality;
- (iv) the information is required by law, rule, regulation or judicial process to be disclosed; or
- (v) [***] ([***)] years have elapsed from the expiration of this Agreement.

B. Nothing contained in this Section 13 will be construed to limit or preclude WARF from negotiating or entering into any agreements with third parties under terms and conditions similar to that set forth in this Agreement.

C. Notwithstanding the provisions of Section 13A:

- (i) each of WARF and Licensee may disclose the fact that it has signed this Agreement; and
- (ii) WARF may disclose its general licensing practices and standard terms and conditions to existing or potential licensees.

Section 14. United States Government Interests.

It is understood that if the United States Government (through any of its agencies or otherwise) has funded research, during the course of or under which any of the inventions of the Licensed Patents were conceived or made, the United States Government is entitled, as a right, under the provisions of 35 U.S.C. § 200-212 and applicable regulations of Chapter 37 of the Code of Federal Regulations, to a non-exclusive, nontransferable, irrevocable, paid-up license to practice or have practiced the inventions of the Licensed Patents for governmental purposes. Any license granted under this Agreement to Licensee or any of its sublicensee(s) will be subject to such right.

Section 15. Patent Marking.

Licensee will mark, and will cause its sublicensee(s) to mark, all service agreements, Products or product packaging with the appropriate patent number reference in compliance with the requirements of the laws of the United States of America, including specifically, 35 U.S.C. § 287.

Section 16. Miscellaneous.

A. This Agreement will be governed by and construed in all respects in accordance with the laws of the State of Wisconsin, without reference to its conflicts of laws principles.

B. The parties hereto are independent contractors and not joint venturers or partners.

C. If the enforcement of any provisions of this Agreement are or will come into conflict with the laws or regulations of any jurisdiction or any governmental entity having jurisdiction over the parties or this Agreement, those provisions will be deemed automatically deleted, if such deletion is allowed by relevant law, and the remaining terms and conditions of this Agreement will remain in full force and effect. If such a deletion is not so allowed or if such a deletion leaves terms thereby made clearly illogical or inappropriate in effect, the parties agree to substitute new terms as similar in effect to the present terms of this Agreement as may be allowed under the applicable laws and regulations.

D. WARF and Licensee have each been represented by counsel who participated in the preparation of this Agreement. This Agreement reflects a negotiated compromise between the parties. Neither party will be considered to be the drafter of this Agreement or any of its provisions for the purpose of any statute, case law or rule of interpretation or construction that would or might cause any provision to be construed against the drafter of this Agreement. The Section headings contained in this Agreement are for reference purposes only and will not in any way affect the meaning or interpretation of this Agreement.

E. This Agreement is not intended to be for the benefit of and will not be enforceable by any third party.

F. Licensee acknowledges and agrees that damages may not be an adequate remedy in the event of a breach of this Agreement by Licensee. Licensee therefore agrees that WARF will be entitled to seek immediate and permanent injunctive relief from a court of competent jurisdiction in addition to any other rights or remedies otherwise available to WARF.

G. Waiver by either party of a single breach or default, or a succession of breaches or defaults, will not deprive such party of any right to terminate this Agreement in the event of any subsequent breach or default.

Section 17. Notices.

Any notice required to be given pursuant to the provisions of this Agreement will be in writing and will be deemed to have been given at the earlier of the time when actually received as a consequence of any effective method of delivery, including but not limited to hand delivery, transmission by telecopier, or delivery by a professional courier service or the time when sent by certified or registered mail addressed to the party for whom intended at the address below or at such changed address as the party will have specified by written notice, provided that any notice of change of address will be effective only upon actual receipt.

- (a) Wisconsin Alumni Research Foundation
Attn: Contracts Manager 614 Walnut Street
Madison, Wisconsin 53726
- (b) Cellular Dynamics International Inc.
525 Science Dr.
Madison, WI 53711
Attn: President

With a copy to:

Anna Geyso, Esq.
Godfrey & Kahn
780 N. Water St.
Milwaukee, WI, 53202

Section 18. Integration.

This Agreement constitutes the full understanding between the parties with reference to the subject matter hereof, and no statements or agreements by or between the parties, whether orally or in writing, except as provided for elsewhere in this Section 18, made prior to or at the signing hereof, will vary or modify the written terms of this Agreement. In particular, the following prior agreements between the parties, i.e., the Industry Research Products License with Licensee effective November 22, 2006, i.e., Agreement No. 05-W272; an Exclusive and Nonexclusive License Agreement with iPS Cells, Inc. effective June 27, 2008, i.e., Agreement No. 08-0380; a Commercial Products License with Stem Cell Products, Inc. effective December 21, 2007, i.e., Agreement No. 08-0104A; and a Biomaterials License Agreement – Unpatented Materials, Agreement with Licensee effective November 22, 2006, i.e., Agreement No. 05-0369 (“Prior Agreements”) are all hereby terminated, with all consideration received to date being kept by WARF, with Licensee assuming all outstanding and surviving (e.g., liability) obligations under the Prior Agreements, and with all licenses common between the Prior Agreements and this Agreement being maintained in continuous effect. All materials associated with or covered by Agreement No. 05-0369 shall be destroyed by Licensee within ninety (90) days of the Effective Date of this Agreement. For clarity, all agreements between Licensee and WARF not specifically identified above will remain in full force and effect, e.g., Equity Agreement dated November 22, 2006, i.e., Agreement No. 05-W200, and Amended and Restated Equity Agreement, i.e., Agreement Nos. 08-0103A and 08-0462. Neither party will claim any amendment, modification, or release from any provisions of this Agreement by mutual agreement, acknowledgment, or otherwise, unless such mutual agreement is in writing, signed by both parties, and specifically states that it is an amendment to this Agreement.

Section 19. Authority.

The persons signing on behalf of WARF and Licensee hereby warrant and represent that they have authority to execute this Agreement on behalf of the party for whom they have signed.

IN WITNESS WHEREOF, the parties hereto have duly executed this Agreement on the dates indicated below.

WISCONSIN ALUMNI RESEARCH FOUNDATION (“WARF”)

By: /s/ Leigh Cagan
Leigh Cagan, Chief Technology Commercialization Officer

Date: June 11, 2012

**CELLULAR DYNAMICS INTERNATIONAL, INC.
 (“LICENSEE”)**

Date: June 7, 2012

By: /s/ David Snyder
David Snyder, CFO

WARF Ref.: Thomson – P96014US

Approved as to Form:

/s/ NB

APPENDIX A

- A. "Affiliate" and "Affiliates" means any entity controlled by or under common control of Licensee. As used herein, "control" will refer to and mean ownership of greater than fifty percent (>50%) or more of the outstanding voting equity of an entity.
- B. "Change of Control Event" means (i) the sale or disposition of all or substantially all the assets of the Licensee or its direct or indirect parent corporation; (ii) the reorganization, merger, consolidation, or similar transaction involving the Licensee or its direct or indirect parent corporation which results in the voting securities of such entity outstanding immediately prior to that transaction ceasing to represent at least 50% of the combined voting power of the surviving entity immediately after such transaction; (iii) the acquisition in one or more transactions by any "person", as that term is used in Sections 13(d) and 14(d) of the Securities Exchange Act of 1934, as amended (the "Exchange Act"), together with any of such person's "affiliates" or "associates", as such terms are used in the Exchange Act, of 40% or more of the outstanding shares of the voting capital stock of the Licensee or its direct or indirect parent corporation (excluding any employee benefit plan or related trust sponsored or maintained by that entity); or (iv) any event or series of events in which the individuals who are the directors of the Licensee or its direct or indirect parent corporation as of the effective date of this Agreement ("Incumbent Directors") cease for any reason to constitute at least fifty percent (50%) of the board of directors of that entity; provided, however, that if any new director is approved by a vote of at least fifty percent (50%) of the Incumbent Directors, such new director will be considered an Incumbent Director.
- C. "Date of First Commercial Sale" means the date when cumulative sales to the retail market of each (1) Research Product incorporating each of the patents listed on Appendices B-1 and B-3 exceeds \$[***], and (2) Therapeutic Product incorporating each of the patent(s) listed on Appendix B-3, B-2 and B-4 meets the respective milestone set forth in 3D(i)(b), (d) and (f).
- D. "Licensed Materials Derivative Materials" means any compositions or materials derived from the use of the Licensed Materials, or produced by the use of the Licensed Materials, or which incorporate wholly or partially the Licensed Materials, including without limitation, fully or partially differentiated cells or cell lines derived from the Licensed Materials.
- E. "Reprogrammed iPS Cell Derivative Materials" means any compositions or materials derived from the use of Reprogrammed iPS Cells, or produced by the use of Reprogrammed iPS Cells, or which incorporate wholly or partially Reprogrammed iPS Cells, including without limitation, fully or partially differentiated cells or cell lines derived from Reprogrammed iPS Cells.
- F. "Derivative Materials" means the Licensed Materials Derivative Materials and Reprogrammed iPS Cell Derivative Materials, collectively.
- G. "Development" and "Developments" means (i) Derivative Materials; (ii) any inventions, discoveries or developments, whether patentable, that are conceived of, reduced to practice, discovered, tested or developed through the use of the inventions of the Licensed Patents, Licensed Materials, Reprogrammed iPS Cells or Derivative Materials; and (iii) any compositions, products or other materials in which the Licensed Materials, Reprogrammed iPS Cells or Derivative Materials were used in any way in their discovery or testing.

- H. "Development Report" means the written report of Licensee's (or its sublicensee(s)) progress under the Development Plan, or since the previously submitted Development Report, as provided under Section 3 having at least the information specified on Appendix D of this Agreement.
- I. "Diagnostic Products" means products or services that (i) are used in the diagnosis, prognosis, screening or detection of disease in humans, and (ii) which employ, or are in any way produced or manufactured by, or discovered, identified, developed or otherwise arise out of any research involving, the practice or use of the inventions of the Licensed Patents other than the Licensed Patents listed in B-3, or that would otherwise constitute infringement of any claims of the Licensed Patents other than the Licensed Patents listed in B-3. Diagnostic Products does not include B-3 Diagnostic Products.
- J. "B-3 Diagnostic Products" means products or services that (i) are used in the diagnosis, prognosis, screening or detection of disease in humans, and (ii) which employ, or are in any way produced or manufactured by, or discovered, identified, developed or otherwise arise out of any research involving, the practice or use of the inventions of the Licensed Patents listed in B-3, or that would otherwise constitute infringement of any claims of the Licensed Patents listed in B-3. B-3 Diagnostic Products does not include Diagnostic Products.
- K. "Internal Research" means research conducted internally at Licensee's premises solely by Licensee, and specifically excludes any activities involving: (1) the manufacture or commercialization of Products; (2) the providing of services to or conducting research for the benefit of third parties using Licensed Materials and/or Reprogrammed iPS Cells, or any Derivative Materials; or (3) the performance of human clinical trials or any development work subsequent to the commencement of clinical trials.
- L. "B-1 Licensed Field and B-5 Licensed Field" means the field of Research Products developed from and/or incorporating the Licensed Materials or Licensed Material Derivative Materials.
- M. "B-2 Licensed Field" means the field of Therapeutic Products developed from and/or incorporating [***] or Reprogrammed iPS Cell Derivative Materials.
- N. "B-3 Licensed Field" means the field of Products developed from and/or incorporating the Reprogrammed iPS Cells or Reprogrammed iPS Cell Derivative Materials.
- O. "B-4 Licensed Field" means the field of Therapeutic Products developed from and/or incorporating [***] cells or Reprogrammed iPS Cell Derivative Materials.
- P. "Licensed Materials" means primate (including human) embryonic stem cells covered by the Licensed Patents listed in B-1, B-2, B-4 and B-5 which meet the following conditions:
- (i) For embryonic stem cells created prior to April 26, 2005, the embryonic stem cell must be either: (1) listed on the NIH Human Embryonic Stem Cell Registry at <http://escr.nih.gov>; or (2) derived from excess embryos created for the purpose of in vitro fertilization with appropriate consent of the donor couple and not for the purpose of creating embryonic stem cells; or (3) derived from embryos created specifically for

research purposes either by in vitro fertilization or by somatic cell nuclear transfer, for which the following additional conditions apply: (a) the embryo may not have been maintained in vitro for more than 14 days; (b) the gamete donor(s) and somatic cell donor (if any) made the donation without payment beyond reimbursement for reasonable expenses associated with donation; (c) in the case of egg donation, the donor was fully informed of the risks to herself; (d) the gamete donor(s) and somatic cell donor (if any) were fully informed of the purposes to which their donated materials would be put; (e) the research could not be done equally well using surplus IVF embryos originally created for reproductive purposes; (f) the research protocol, including gamete collection, somatic cell collection, embryo management and stem cell derivation is approved by an appropriate Institutional Review Board; and (g) protections are in place to prevent misappropriation of embryos created specifically for research.

(ii) For embryonic stem cells created from embryos created after April 26, 2005, the embryonic stem cells must be derived from embryos and under conditions in compliance with the "Guidelines for Human Embryonic Stem Cell Research" established by the National Research Council Institute of Medicine of the National Academies (the "NAS Guidelines").

(iii) For embryonic stem cells created after April 26, 2005 from embryos generated prior to April 26, 2005, and which do not meet the NAS Guidelines, the embryonic stem cells must meet one of the conditions set forth in paragraph (i) above and be created using protocols substantially in compliance with the requirements of the NAS Guidelines.

Q. "Licensed Patents" means those patents and patent applications listed on Appendix B-1, B-2, B-3, B-4 and B-5, attached hereto, and all foreign equivalents owned by or licensed to WARF, to the extent Licensee reimburses WARF for such patents and patent applications and foreign equivalents as outlined in Section 4E(i) and (iii).

R. "Non-Commercial Research Purposes" means use of the technology for internal academic research purposes or other internal not-for-profit or scholarly purposes not involving the use of the technology to perform services for a fee or for the production or manufacture of products for sale to third parties.

S. "Products" means any Research Products, B-3 Diagnostic Products and Therapeutic Products, collectively.

T. "Reprogrammed iPS Cells" means cells obtained or created by changing the state of a cell to a state of pluripotency using methods or materials that would otherwise constitute infringement of any of the claims of the Licensed Patents.

U. "Research Products" means products or services (i) that are used as research tools, including in drug discovery and development; and (ii) which employ, or are in any way produced or manufactured by, or discovered, identified, developed or otherwise arise out of any research involving, the practice or use of the inventions of the Licensed Patents, the Licensed Materials and/or Reprogrammed iPS Cells, or that would otherwise constitute infringement of any claims of the Licensed Patents.

V. "Selling Price" means (a) in the case where Licensee transacts a sale with an end user (including an end user that is an Affiliate), the invoice price to the end user of Products (regardless of uncollectible accounts) less any shipping costs, allowances because of returned Products, or sales taxes; and (b) in the case where Licensee transacts a sale with a third party or an Affiliate for the purposes of enabling the third party or Affiliate to directly or indirectly resell or distribute Products and where Licensee does not have the ability to know the price an end user pays to third party or Affiliate, the average invoice price to the end user of that type of Product during the applicable calendar quarter (regardless of uncollectible accounts) less any shipping costs, allowances because of returned Products, or sales taxes and (c) in the case where Licensee transacts a sale with a third party or an Affiliate for the purposes of enabling the third party or Affiliate to directly or indirectly resell or distribute Products and where Licensee does have the ability to know the price an end user pays to third party or Affiliate, the invoice price to the end user of Products (regardless of uncollectible accounts) less any shipping costs, allowances because of returned Products, or sales taxes. The "Selling Price" for a Product that is transferred to a third party without charge or at a discount, e.g., for promotional purposes, will be the average invoice price to the end user of that type of Product during the applicable calendar quarter.

W. "Therapeutic Products" means products or services that both (i) are used in the treatment of disease in humans, and (ii) which employ, or are in any way produced or manufactured by, or discovered, identified, developed or otherwise arise out of any research involving, the practice or use of the inventions of the Licensed Patents listed in B-2, B-3, B-4, or Reprogrammed iPS cells, or that would otherwise constitute infringement of any claims of the Licensed Patents listed in B-2, B-3, or B-4.

APPENDIX B-1LICENSED PATENTS OF B-1

<u>REFERENCE NUMBER</u>	<u>COUNTRY</u>	<u>APPLICATION SERIAL NUMBER</u>	<u>FILING DATE</u>	<u>PATENT NUMBER</u>
[**]2				

2 Redacted table of confidential information related to patent(s).

APPENDIX B-2

LICENSED PATENTS OF B-2

<u>REFERENCE NUMBER</u>	<u>COUNTRY</u>	<u>APPLICATION SERIAL NUMBER</u>	<u>FILING DATE</u>	<u>PATENT NUMBER</u>
***]3				
***]				
***]	***]	***]	***]	***]
***]	***]	***]	***]	***]
***]	***]	***]	***]	***]
***]	***]	***]	***]	***]
***]	***]	***]	***]	***]
***]	***]	***]	***]	***]
***]	***]	***]	***]	***]
***]	***]	***]	***]	***]

³ Redacted table of confidential information related to patent(s).

APPENDIX B-3

REFERENCE NUMBER	COUNTRY	APPLICATION SERIAL NUMBER	FILING DATE	PATENT NUMBER
------------------	---------	---------------------------	-------------	---------------

LICENSED PATENTS OF B-3A

***]4				
P09113US02	UNITED STATES	12/605220		10/23/09
***]	***]	***]	***]	***]
***]	***]	***]	***]	***]
***]	***]	***]	***]	***]
***]	***]	***]	***]	***]
***]	***]	***]	***]	***]
***]	***]	***]	***]	***]
***]	***]	***]	***]	***]
***]	***]	***]	***]	***]
***]	***]	***]	***]	***]
***]	***]	***]	***]	***]
***]	***]	***]	***]	***]
***]	***]	***]	***]	***]
***]	***]	***]	***]	***]

LICENSED PATENTS OF B-3B

***]5				
P09113US02	UNITED STATES	12/605220		10/23/2009
***]	***]	***]	***]	***]
***]	***]	***]	***]	***]
***]	***]	***]	***]	***]
***]	***]	***]	***]	***]
***]	***]	***]	***]	***]
***]	***]	***]	***]	***]
***]	***]	***]	***]	***]
***]	***]	***]	***]	***]
***]	***]	***]	***]	***]

4 Redacted table of confidential information related to patent(s).

5 Redacted table of confidential information related to patent(s).

APPENDIX B-4
LICENSED PATENTS OF B-4

REFERENCE NUMBER	COUNTRY	APPLICATION SERIAL NUMBER	FILING DATE	PATENT NUMBER
[**]6				
[**]	[**]	[**]	[**]	[**]
[**]	[**]	[**]	[**]	[**]
[**]	[**]	[**]	[**]	[**]
[**]	[**]	[**]	[**]	[**]
[**]	[**]	[**]	[**]	[**]
[**]	[**]	[**]	[**]	[**]
[**]	[**]	[**]	[**]	[**]
[**]	[**]	[**]	[**]	[**]

⁶ Redacted table of confidential information related to patent(s).

APPENDIX B-5

LICENSED PATENTS OF B-5

REFERENCE NUMBER	COUNTRY	APPLICATION SERIAL NUMBER	FILING DATE	PATENT NUMBER
***7				
***	***	***	***	***
***	***	***	***	***
***	***	***	***	***
***	***	***	***	***
***	***	***	***	***
***	***	***	***	***
***	***	***	***	***
***	***	***	***	***

REFERENCE NUMBER	COUNTRY	APPLICATION SERIAL NUMBER	FILING DATE	PATENT NUMBER
***8				
***	***	***	***	***
***	***	***	***	***
***	***	***	***	***
***	***	***	***	***
***	***	***	***	***
***	***	***	***	***
***	***	***	***	***
***	***	***	***	***
***	***	***	***	***
***	***	***	***	***
***	***	***	***	***
***	***	***	***	***
***	***	***	***	***

7 Redacted table of confidential information related to patent(s).

8 Redacted table of confidential information related to patent(s).

***	***	***	***	***
***	***	***	***	***
***	***	***	***	***
***	***	***	***	***
***	***	***	***	***
***	***	***	***	***
***	***	***	***	***
***	***	***	***	***
***	***	***	***	***
***	***	***	***	***

APPENDIX C

WARF ROYALTY REPORT

Licensee: _____

Agreement No: _____

Inventor: _____

WARF Ref. #: P _____

Period Covered: From: ____ / ____ / ____

Through: ____ / ____ / ____

Prepared By: _____

Date: _____

Approved By: _____

Date: _____

If license covers several major Product lines, please prepare a separate report for each line, and combine all Product lines into a summary report.

Report Type: Single Product Line Report: _____

Multiproduct Summary Report: Page 1 of ____ Pages

Product Line Detail. Line: _____ Tradename

Page: _____

Report Currency: U.S. Dollars Other _____

Country	Gross Sales	* Less: Allowances	Net Sales	Royalty Rate	Period Royalty Amount	
					This Year	Last Year
U.S.A.	_____	_____	_____	_____	_____	_____
Canada	_____	_____	_____	_____	_____	_____
Europe:	_____	_____	_____	_____	_____	_____
	_____	_____	_____	_____	_____	_____
	_____	_____	_____	_____	_____	_____
	_____	_____	_____	_____	_____	_____
	_____	_____	_____	_____	_____	_____
Japan	_____	_____	_____	_____	_____	_____
Other:	_____	_____	_____	_____	_____	_____
	_____	_____	_____	_____	_____	_____
	_____	_____	_____	_____	_____	_____
	_____	_____	_____	_____	_____	_____
TOTAL:	_____	_____	_____	_____	_____	_____

Total Royalty: _____ Conversion Rate: _____ Royalty in U.S. Dollars: \$ _____

The following royalty forecast is non-binding and for WARF's internal planning purposes only:

Royalty Forecast Under This Agreement: Next Quarter: _____ Q2: _____ Q3: _____ Q4: _____

* On a separate page, please indicate the reasons for returns or other adjustments if significant. Also note any unusual occurrences that affected royalty amounts during this period. To assist WARF's forecasting, please comment on any significant expected trends in sales volume.

APPENDIX D**DEVELOPMENT REPORT**

- A. Date development plan initiated and time period covered by this report.
- B. Development Report (4 – 8 paragraphs).
1. Activities completed since last report including the object and parameters of the development, when initiated, when completed and the results.
 2. Activities currently under investigation, i.e., ongoing activities including object and parameters of such activities, when initiated, and projected date of completion.
- C. Future Development Activities (4 – 8 paragraphs).
1. Activities to be undertaken before next report including, but not limited to, the type and object of any studies conducted and their projected starting and completion dates.
 2. Estimated total development time remaining before a Product will be commercialized.
- D. Changes to initial development plan (2 – 4 paragraphs).
1. Reasons for change.
 2. Variables that may cause additional changes.
- E. Items to be provided if applicable:
1. Information relating to Product that has become publicly available, e.g., published articles, competing products, patents, etc.
 2. Development work being performed by third parties other than Licensee to include name of third party, reasons for use of third party, planned future uses of third parties including reasons why and type of work.
 3. Update of competitive information trends in industry, government compliance (if applicable) and market plan.

PLEASE SEND DEVELOPMENT REPORTS TO:

Wisconsin Alumni Research Foundation Attn.:
Contract Manager
614 Walnut Street
P.O. Box 7365
Madison, WI 53707-7365

APPENDIX E**DEVELOPMENT PLAN**

(To be provided by Licensee prior to execution)
Development Reports for
Cellular Dynamics International, Inc.
For
WARF

I. Section 3.B.a – for a Research Product in the [*] Lineage**

CDI has developed a robust and scalable system for differentiation into the [***] lineage.

CDI has already begun an effort to develop a commercial product in cells of this lineage and the plan is to continue this effort. CDI has developed and filed patent applications on its own differentiation method into the [***] lineages and continues to develop those methods.

For [***] cells in general, CDI is exploring the use of the cells for toxicity testing in the [***] lineage in collaboration with [***], a company exclusively focused on blood toxicity and currently using [***] progenitors from human donors.

CDI is currently making batches of [***] progenitors for testing by a major pharmaceutical company for use in their toxicology program.

For other cells in the [***] lineage, CDI has adopted an opportunistic strategy searching for a customer or customers who are willing in evidencing interest in purchasing particular cell types and/or participating in co-development of cells of any of the [***] lineages. CDI has made, and is making mast cells, [***] cells, [***] cells, and [***] and supplying those cells to potential partners as a step in stimulating commercial interest in an of those cells types as research tools.

II. Section 3.B.b – for a Research Product in the Erythroid Lineage

This commercialization effort is described in Section 3.B.a above. [***].

III. Section 3.B.c – for a Therapeutic Product in the [*] Lineage**

CDI continues to explore commercialization of cells in this lineage by [***]. CDI has made [***] in its laboratories and has explored scale up methods and hurdles. [***].

IV. Section 3.B.d – [*]**

[***].

[***]. [One page of information has been redacted.]

V. Section 3.B.e – for a Research Products from an episomal iPS Cell

To move all of CDI's products from virally created iPS lines to episomally created iPS lines is already an announced company objective. Since all of the products CDI has formally introduced so far are made from the same parental virally reprogrammed iPS line, the first step toward achieving this transition was to create candidate episomal lines to pick a standard or "workhorse" line to support all the current and many of the future products. [***]. It is expected that the standard line will be selected by June 2012. Once selected, the line will be engineered to serve as starting material for the various CDI products.

It is expected that the episomal research iPS products (called 2.0 products at CDI) will be ready for introduction into the marketplace in 2013.

To date, we have performed many separate homologous recombination experiments to select the background and reporter lines for the new 2.0 products, and analyzed hundreds of clones. We have also already picked a 2.0 line: 2.038 to go forward with, and are reengineering everything in this line. Also, we delivered one of these 2.0 lines to the NIH for them to use as a standard line (2.037). That line has now been submitted to public repository at Rutgers, and into the NIH public bank. Several investigators are now using it.

VI. Section 3.B.f – for a [***] product

[***].

AMENDMENT TO LICENSE AGREEMENT

This Amendment made effective the 19th day of September, 2013, is by and between the Wisconsin Alumni Research Foundation (“WARF”), a nonstock, nonprofit Wisconsin corporation, and Cellular Dynamics International, Inc. (“Licensee”), a corporation organized and existing under the laws of Wisconsin.

WITNESSETH

WHEREAS, WARF and Licensee entered into a License Agreement, WARF Agreement No. 11- 00206, made effective June 6, 2012 (“Agreement”); and

WHEREAS, WARF and Licensee would each like to amend the Agreement to add a Licensed Patent to the Agreement, as well as a license grant corresponding to such newly added Licensed Patent, in each case for consideration as provided below.

NOW THEREFORE, in consideration of the mutual covenants and agreements set forth below and in the Agreement, the parties covenant and agree as follows:

1. Section 2A is hereby amended to add new Subsection 2A(vii) stating the following:

“(vii) WARF hereby grants Licensee a worldwide, non-exclusive license under the Licensed Patents listed in Appendix B-6 to make, use, sell, offer for sale, and import Therapeutic Products in the B-4 Licensed Field.”

2. A new Appendix B-6 is hereby added to the Agreement which will include only the patent application identified as U.S. Patent Application No. 13/650,687 filed on October 12, 2012, WARF Reference No. P110259US02, titled “Generation of Cardiomyocytes from Human Pluripotent Stem Cells” and all continuations (but not continuations-in-part), divisionals and reissues thereof and any foreign equivalents.

3. The preamble of the definition of “Licensed Materials”, in Appendix A is hereby amended to state the following:

“‘Licensed Materials’ means primate (including human) embryonic stem cells covered by the Licensed Patents listed in Appendices B-1, B-2, B-4, B-5 and B-6 which meet the following conditions:”

4. The definition of “Licensed Patents” in Appendix A is hereby deleted and replaced with the following:

“‘Licensed Patents’ means those patents and patent applications listed on Appendices B-1, B-2, B-3, B-4, B-5 and B-6, attached hereto, and all continuations (but not continuations-in-part), divisionals and reissues thereof and any foreign equivalents owned by or licensed to WARF, to the extent Licensee reimburses WARF for such patents and patent applications, continuations (but not continuations-in-part), divisionals, reissues and any foreign equivalents as outlined in Section 4E(i) and (iii).”

5. The definition of “Therapeutic Products” in Appendix A is hereby deleted and replaced with the following:

“‘Therapeutic Products’ means products or services that both (i) are used in the treatment of disease in humans, and (ii) which employ, or are in any way produced or manufactured by, or discovered, identified, developed or otherwise arise out of any research involving, the practice or use of the inventions of the Licensed Patents listed in Appendices B-2, B-3, B-4 and/or B-6, or Reprogrammed iPS cells, or that would otherwise constitute infringement of any claims of the Licensed Patents listed in Appendices B-2, B-3, B-4 and/or B-6.”

6. In consideration for the grant of the non-exclusive license granted in Paragraphs 1 and 2 above, Licensee shall pay to WARF a license fee of [***] within thirty (30) days of the effective date of this Amendment.

7. Capitalized *terms* used *herein* and *not* otherwise *defined shall have* the meaning set forth in the Agreement. Except as otherwise provided in this Amendment, all terms and conditions previously set forth in the Agreement shall remain in effect as set forth therein. In the event that this Amendment and the Agreement are inconsistent, the terms and provisions of this Amendment shall supersede the terms and provisions of the Agreement, but only to the extent necessary to satisfy the purpose of this Amendment. Each party hereto represents to the other that it has the full authority to execute, deliver and perform this Amendment in accordance with its terms.

IN WITNESS WHEREOF, the parties hereto have duly executed this Amendment on the dates indicated below.

WISCONSIN ALUMNI RESEARCH FOUNDATION

By: /s/ Leigh Cagan
 Leigh Cagan, Chief Technology Commercialization Officer

Date: September 23, 2013

CELLULAR DYNAMICS INTERNATIONAL, INC.

By: /s/ David S. Snyder
 David S. Snyder, Chief Financial Officer

Date: September 23, 2013

CERTAIN CONFIDENTIAL INFORMATION IN THIS DOCUMENT, MARKED BY [*], HAS BEEN OMITTED BECAUSE IT IS BOTH (I) NOT MATERIAL AND (II) WOULD BE COMPETITIVELY HARMFUL IF PUBLICLY DISCLOSED**

SECOND AMENDMENT TO LICENSE AGREEMENT

This Second Amendment to License Agreement (“Second Amendment”) is entered into on this 11th day of June, 2018 (“Effective Date”), by and between the Wisconsin Alumni Research Foundation (“WARF”), a nonstock, nonprofit Wisconsin corporation, and FUJIFILM Cellular Dynamics, Inc. (“Licensee”), a corporation organized and existing under the laws of Wisconsin.

WHEREAS, WARF and Licensee (formerly known as Cellular Dynamics International, Inc.) entered into a License Agreement effective as of June 6, 2012 (Agreement No. 11-00206), and amended as of September 19, 2013 (Agreement No. 11-00206A) (collectively the “Agreement”);

WHEREAS, the Agreement contains certain terms and restrictions regarding Licensee’s ability to permit others to use the licensed rights, as well as certain financial terms relating to Therapeutic Products, which the parties would now like to amend;

NOW, THEREFORE, in consideration of the mutual covenants, warranties, and representation set forth below, the parties hereby agree as follows:

1. Section 2A is hereby deleted in its entirety and replaced as follows:

“A. License

(i) WARF hereby grants Licensee a world-wide, non-exclusive license under the Licensed Patents to make, use, and receive Licensed Materials and Reprogrammed IPS Cells for use In Internal Research.

(ii) Subject to the terms of Section 28, WARF hereby grants Licensee a world-wide, exclusive license under the Licensed Patents listed in Appendix B-1, to make, use, sell, offer for sale, and import Research Products in the B-1 Licensed Field.

(iii) Subject to the terms of Section 28, WARF hereby grants Licensee a world-wide, exclusive license under the Licensed Patents listed in Appendix B-3 to make, have made, use, have used, sell, have sold, offer for sale, have offered for sale, import, and have imported Therapeutic Products in the B-2 Licensed Field.

(iv) Subject to the terms of Section 2B, WARF hereby grants Licensee a world-wide, exclusive license under the Licensed Patents listed in Appendix B-3 to make, use, sell, offer for sale, and Import Products in the B-1 Licensed Field, including the right to have made, have used, have sold, have offered for sale, and have Imported Therapeutic Products in the B-3 Licensed Field. Provided, however, that WARF hereby reserves the right to grant to third parties nonexclusive licenses under the Licensed Patents listed in Appendix B-3 as B-3A to make, use and receive Licensed Materials and Reprogrammed IPS Cells for use in Internal research.

(v) Subject to the terms of Section 2B, WARF hereby grants Licensee a world-wide, exclusive license under Licensed Patents listed In Appendix B-4 to make, have made, use, have used, sell, have sold, offered sale, have offered for sale, import, and have imported Therapeutic Products in the B-4 Licensed Field. For clarity, the sole patent considered in Appendix B-4 and subject to the exclusivity granted in this Section 2A(v) is also subject to the non-exclusive grant in Section 2A(vi) as such patent is also listed in Appendix B-5.

(vi) WARF hereby grants Licensee a world-wide, non-exclusive license under the Licensed Parents listed In Appendix B-S to make, have made, use, have used, sell, have sold, offer for sale, have offered for sale, Import, and have Imported Research Products in the B-5 Licensed Field,

(vii) WARF hereby grants Licensee a worldwide, non-exclusive license under the Licensed Patents listed in Appendix B-6 to make, have made, use, have used, sell, have sold, offer for sale, have offered for sale, import, and have imported Therapeutic Products in the B-4 Licensed Field.

(viii) Licensee shall have the right to extend the foregoing license rights of subparts (iii)-(v) and (vii), with respect to Therapeutic Products only, to those of its Affiliates (only so long as they remain "Affiliates" of Licensee) who sign on to this Agreement in writing, agreeing to be bound by all of its terms and conditions and naming WARF a third party beneficiary of such writing. Licensee shall be jointly responsible and liable for the conduct or such Affiliates under this Agreement as if such conduct were Licensee's own; any act or omission of an Affiliate that would constitute a breach if performed by Licensee shall be deemed a breach hereof."

2. The first paragraph of Section 2B(i) is hereby deleted in its entirety and replaced as follows:

"Licensee may grant written, non-exclusive sublicenses, without the right to further sublicense to third parties solely under Section 2A(ii), above, and with the right to further sublicense as contemplated in Section 2B(iii), below, to third parties solely under Sections 2A(iii)-(v), and (vii), above."

3. A new Section 2B(iii) is hereby added as follows:

- (iii) *Sublicensing Through Tiers*. Each sublicensee (including its Affiliates (so long as they continue to qualify as an "Affiliate") who agree to sign and be bound by the terms and obligations of the sublicense agreement) granted a sublicense in accordance with Section 2B(i) of this Agreement may be given the right to grant nonexclusive further sublicenses to one or more third parties, solely

under the license rights under subparts (iii) -(v) and (vii) of Section 2A with respect to Therapeutic Products only, in accordance with the following provisions (each, a “sub-sublicense”) and subject to the sublicensee first obtaining WARF’s written consent on a sub-sublicense-by-sub-sublicense basis. WARF’s consent shall not be unreasonably withheld, provided that Licensee provides WARF a written request (on behalf of the sublicensee(s)) at least [***] in advance of execution of each proposed sub-sublicense, which notice shall bear the following Identification “ATTN: Sub-sublicensing Request,” and shall include the identity of the proposed sub-sublicensee and a summary of the terms of the proposed sub-sublicense. WARF will respond within [***] after Licensee has given the request to WARF, with either its consent or a statement of WARF’s objections and reason for withholding its consent; if WARF does not provide a response to Licensee within such time period then WARF will be deemed to have consented.

(a) Only [***] (in total, across all sublicenses) may be granted per Geography, per therapeutic indication, of the inventions or the Licensed Patents. A “Geography” shall mean one of the territories listed in Appendix G.

(b) No sub-sublicensee may be permitted to grant any further sublicenses without first obtaining WARF’s written consent, nor shall any sub-sublicense be assignable nor otherwise permit the sub-sublicensee to extend or transfer any rights under the Licensed Patents to third parties (other than a permitted assignment or transfer of the sub-sublicense in its entirety to a successor of such sub-sublicensee in connection with the merger, consolidation, reorganization or sale of all or substantially all of its assets or that portion of its business to which sub-sublicense relates). For clarification, the parties recognize that (i) a sub-sublicensee includes its Affiliates (so long as they continue to qualify as an “Affiliate”) who agree to sign and be bound by the terms and obligation of the sub-sublicense agreement, and that (ii) a sub-sublicensee shall have the right to contract with third party contract research organizations, contract manufacturers, contract laboratory organizations, distributors and other similar organizations to practice under the sub-sublicensee’s “have made,” “have sold,” or “have used” rights under the Licensed Patents by or on behalf of such sub-sublicensee, at the direction and for the sole benefit of the sub-sublicensee.

(c) In order to grant a sub-sublicense, once WARF’s consent has been given pursuant to this Section, a sublicensee and its proposed sub-sublicensee must then each agree to, execute and deliver to WARF a copy of the acknowledgment side letter attached hereto as Appendix F before the sub-sublicense can come into effect. Thereafter, the sub-sublicense agreement may not be transferred or assigned to a third party without the prior written consent of WARF, except that the sub-sublicensee may assign or transfer the sub-sublicense to one of its Affiliates acceding to the business of the sub-sublicensee relating to the Licensed Patents, provided that: (i) Licensee will notify WARF in writing

within thirty (30) days following such assignment, including the identity of such assignee, and (ii) the assignee of the sub-sublicense agrees in writing to be bound by all of its terms and conditions and executes an acknowledgement side letter that is delivered to WARF.

(d) Each sub-sublicensee/sub-sublicense agreement shall (i) be subject to, and consistent with all applicable terms, conditions, and obligations of this Agreement (e.g., the limitations of scope that apply to, and obligations that are required to be set forth in, sublicense agreements shall equivalently apply to and be set forth in sub-sublicense agreements), (ii) not conflict with the terms and conditions of this Agreement, and (iii) contain all terms to enable Licensee to comply with all the terms and conditions of this Agreement. For example, sub-sublicense agreements shall contain terms requiring the sub-sublicensee to retain documents and make reports to the sublicensee, and the sublicensee to retain documents and make reports to the Licensee, so that the Licensee can comply with all reporting obligations to WARF herein to cumulatively cover its own activities as well as those of the sublicensee and the sub-sublicensee.

(e) Both Licensee and the sublicensee shall have responsibility for the activities of any sub-sublicense as if the activities were directly those of Licensee and the sublicensee; any act or omission of a sub-sublicensee which would be a breach of this Agreement if performed by Licensee or the sublicensee shall be deemed to be a breach by Licensee and the sublicensee.”

4. A new Appendix F is hereby added to the Agreement, as set forth in Exhibit A to this Second Amendment.
5. A new Appendix G is hereby added to the Agreement, as set forth in Exhibit B to this Second Amendment.
6. Section 4B(i) is hereby deleted in its entirety and replaced with the following:

“(i) In addition to the Section 4A license fee, Licensee will pay to WARF, as “earned royalties,” a royalty calculated as a percentage of the Selling Price of Products in accordance with the terms of this Agreement. The royalty is deemed earned as of the earliest of the date the Product is actually sold, leased or otherwise transferred, actually performed, for consideration, the date an invoice is sent by Licensee or its sublicensee(s), or the date a Product is transferred to a third party for any promotional reasons. With respect to Products that are sold by Licensee (or a third party (see definition of Selling Price)), the royalty will remain fixed while this Agreement is in effect and will be [***] of the Selling Price of Research Products [***] of the Selling Price of Therapeutic Products, and [***] of the Selling Price of all Products other than (A) Research Products and (B) Therapeutic Products.”

7. A new row is hereby added to the chart in Section 4F as follows:

Milestone

Achievement by Licensee (including sublicensees and sub sublicensees) of [***] in total net sales in a single calendar year for each Therapeutic Product.

Milestone Fee

[***]

8. Section 17 is hereby deleted in its entirety and replaced with the following:

“Section 17. Notices.

Any notice, report, request or other communication required or permitted to be given in connection with this Agreement (collectively, “Notices”) shall be in writing, in English, and shall be deemed to have been sufficiently given (a) when delivered or sent if delivered in person or sent by facsimile or email transmission (provided that telephonic, electronic or written confirmation of such facsimile or email transmission is obtained), (b) on the next Business Day if transmitted by reputable national or International overnight courier, all delivery fees prepaid (provided that written confirmation of delivery is obtained), or (c) on the fifth (5th) Business Day after dispatch by registered or certified mail, postage prepaid, return receipt requested, in each case addressed to the party intended as recipient at its address as follows (or at such other address for a party ns shall be specified by like notice):

- (a) Wisconsin Alumni Research Foundation
 Attn: Contracts Manager
 614 Walnut Street
 Madison, Wisconsin 53726
 Email: contracts@warf.org
 facsimile No.: 608-960-9929
- (b) FUJIFILM Cellular Dynamics, Inc.
 Attn: Chief Technology Officer
 525 Science Dr., Ste. 200
 Madison, WI 53711
 Email: fedi-licensing@cellulardynamics.com
 Facsimile No.: (608) 310-5101
- With a copy to:
 FUJIFILM Cellular Dynamics, Inc.
 Attn: General Counsel
 525 Science Dr. Ste. 200
 Madison, WI 53711

For purposes of this Section 17, “Business Day” means any day other than Saturday, Sunday and a day on which banks are required or authorized by law to close in Madison, Wisconsin.”

9. Capitalized terms used herein and not otherwise defined shall have the meaning set forth in the Agreement. Except as otherwise provided in this Second Amendment, all terms and conditions previously set forth in the Agreement shall remain in effect as set forth therein. In the event that this Second Amendment and the Agreement are inconsistent, the terms and provisions of this Second Amendment shall supersede the terms and provisions of the Agreement, but only to the extent necessary to satisfy the purpose of this Second Amendment. Each party hereto represents to the other that it has the full authority to execute, deliver and perform this Second Amendment in accordance with its terms. The persons signing on behalf of WARF and Licensee hereby warrant and represent that they have authority to execute this Second Amendment on behalf of the party for whom they have signed. This Agreement may be executed in one or more counterparts by the parties by signature of a person having authority to bind the party, each of which when executed and delivered by facsimile, electronic transmission, or by mail delivery, will be an original and all of which will constitute but one and the same Agreement. The parties agree this Agreement may be electronically signed and that the electronic signatures appearing on this Agreement are the same as handwritten signatures. For the purposes of validity, enforceability and admissibility.

IN WITNESS WHEREOF, the parties hereto have duly executed this Amendment on the dates indicated below.

WISCONSIN ALUMNI RESEARCH FOUNDATION

By: /s/ Leigh Cagan
 Leigh Cagan, Chief Technology Commercialization Officer

Date: 7/17/18

FUJIFILM CELLULAR DYNAMICS, INC.

By: /s/ Kazuyoshi Hirao
 Kazuyoshi Hirao, President

Date: July 6, 2018

Exhibit A

CONFIDENTIAL

APPENDIX F
Sublicensing Through Tiers—Acknowledgment Side Letter Draft

WARF License Agreement 11-00206

CONFIDENTIAL

_____, 20 ____

Wisconsin Alumni Research Foundation
Attn: _____
614 Walnut Street
Madison, Wisconsin 53726

RE: Letter Agreement Regarding Sub-Sublicensing Under WARF License Agreement (WARF Ref. No. 11-00206) (the “License Agreement”)

Dear _____:

This letter agreement (“Letter Agreement”) confirms the understanding between the Wisconsin Alumni Research Foundation (“WARF”) and [Sublicensee/Sub-sublicensee executing this document] (“Sublicensing Company”) with respect to a specific non-exclusive sub-sublicense under WARF’s License Agreement with FUJIFILM Cellular Dynamics, Inc. (“Licensee”).

WARF has granted certain license rights to Licensee under the “Licensed Patents” pursuant to the License Agreement, as may be amended or restated in the future by WARF and Licensee. Sub licensing Company wishes to enter into a written arrangement under which it will [grant / receive] a further sublicense under rights initially sublicensed under the License Agreement by [Sublicensee Name] (the “Sub-Sublicense”). WARF consents to this particular Sub-Sublicense, provided that the Sub-Sublicense is in accordance with the terms of the License Agreement and otherwise subject to the following conditions and covenants:

1. Both the sublicensee and sub-sublicensee agree to be bound by all the applicable terms and conditions of the License Agreement;
2. With respect to the Sub-Sublicense, and without limitation of the foregoing, the sublicensee agrees to be subject to all applicable terms and conditions set forth in the License Agreement for the role of the Licensee in regard to sublicense agreement;

3. With respect to the Sub-Sublicense, and without limitation of the foregoing, the sub-sublicense agrees to assume all obligations set forth in the License Agreement for the role of sublicensees in regard to sublicense agreements;
4. WARP shall be named a third party beneficiary of the Sub-Sublicense and the Sub-Sublicense shall so indicate in writing;
5. The Sub-Sublicense shall be nonexclusive, and shall not be further sublicenseable, nor shall it be assignable, transferable, nor otherwise capable of permitting the extension of rights to third parties (except to Affiliates of the sub-sublicensee as permitted under the License Agreement);
6. The Sub-Sublicense shall not grant, nor be interpreted as granting, any rights beyond those granted to the sublicensee in the sublicense agreement;
7. The sublicensee and sub-sublicensee represent that the Sub-Sublicense is a bona-fide, independent transaction not contingent upon any other agreement or exchange of consideration. In addition, the sublicensee shall not receive from the sub-sublicensee anything of value in lieu of cash payments in consideration for the Sub-Sublicense without the express prior written consent of WARP
8. The sublicensee and sub-sublicensee shall each maintain books and records regarding their respective manufacture, use, sale, offer for sale, importation and other transfer of Products (as defined in the License Agreement) sufficient to establish and calculate any royalty or other amounts that may be due to WARP pursuant to the License Agreement, including without limitation, inventory, purchase and invoice records relating to the Products or their manufacture;
9. The sublicensee and sub-sublicensee shall take all steps necessary so that WARP may within [***] of its request review and copy all such books and records at a single U.S. location to allow WARP to verify the accuracy of Licensee's royalty reports and Development Reports, the royalty reports of the sublicensee and sub-sublicensee, and any applicable Sublicense Fees. Such review may be performed by any employee of WARP as well as by any attorney or registered CPA designated by WARP, upon reasonable notice and during regular business hours;
10. The sublicensee and sub-sublicensee shall mark all Products or Product packaging with the appropriate patent number reference in compliance with the requirements of 35 U.S.C. § 28, and otherwise operate in compliance with all applicable laws, including without limitation those relating to US manufacturing under 35 U.S.C. § 204; and
11. The Sub-Sublicense will terminate when the related sublicense terminates, and neither agreement will extend beyond termination of the License Agreement

The foregoing list of terms and conditions is not intended to be an exhaustive list of the Sublicensee or Sub-sublicensee’s obligations (which are also set forth in the License Agreement, Sublicense, and Sub- Sublicense), nor a waiver of any power or right under the License Agreement or sublicense.

Upon receipt by WARF of signed copies of this Letter Agreement by both the sublicensee and sub-sublicensee, it shall become a binding agreement among WARF, the sublicensee, and sub-sublicensee. This Letter Agreement will be governed by and construed in accordance with the laws of the State of Wisconsin, USA. If any provisions of this Letter Agreement are or shall come into conflict with the laws or regulations of any other jurisdiction, or any governmental entity having jurisdiction over the parties or this Agreement, those provisions shall be deemed automatically deleted, if such deletion is allowed by relevant law, and the remaining terms and conditions of this Agreement shall remain in full force and effect. If such a deletion is not so allowed or if such a deletion leaves terms thereby made clearly illogical or inappropriate in effect, the parties agree to substitute new terms as similar in effect to the present terms of this Agreement as may be allowed under the applicable laws and regulations. This Letter Agreement and the Sub-Sublicense shall be enforceable by WARF as a party or third party beneficiary as the case may be, in the courts of the State of Wisconsin and Sublicensing Company hereby submits to the jurisdiction of such courts. If any dispute arising from or in connection with this Agreement cannot be brought, or would not be feasible to bring in WARF’s judgment, in the courts of the State of Wisconsin, then such disputes shall be resolved through binding arbitration by the American Arbitration Association in accordance with its Commercial Arbitration Rules in effect at the time of applying for arbitration. Each party shall select one arbitrator certified by the AAA, and those arbitrators shall select a third arbitrator. The venue for such arbitration shall be Madison, WI, USA, and it shall be conducted in the English language. The arbitral award is final and binding on all parties. The parties agree that the arbitral judgment, including any award or equitable relief, shall be made enforceable pursuant to the Convention on the Recognition and Enforcement of Foreign Arbitral Awards 1958 (New York Convention).

This Letter Agreement is signed below by an authorized representative of Sublicensing Company who warrants and represents that he/she has authority to execute and accept the terms and conditions of this Letter Agreement on behalf of Sublicensing Company.

Date: _____

By: _____
(Signature)
Name: _____
Title: _____

On Behalf of Sublicensing Company:

Exhibit B
CONFIDENTIAL

APPENDIX G
GEOGRAPHIES

[***]

Consent of Independent Registered Public Accounting Firm

We consent to the reference to our firm under the caption “Experts” and to the use of our report dated April 22, 2020 (except for the last four paragraphs of Note 17, as to which the date is January 28, 2021) in Amendment No. 2 to the Registration Statement (Form S-1 No. 333-252061) and related Prospectus of Sana Biotechnology, Inc. for the registration of its common stock.

/s/ Ernst & Young LLP

Seattle, Washington
February 1, 2021